

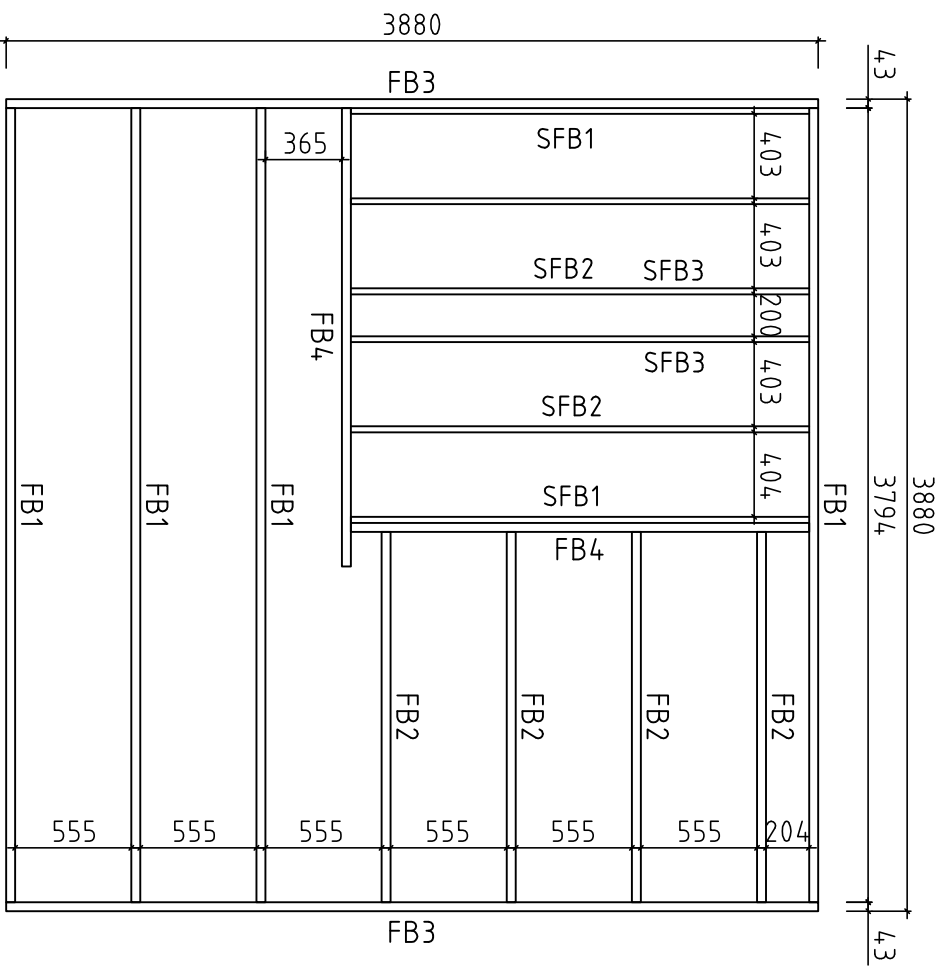
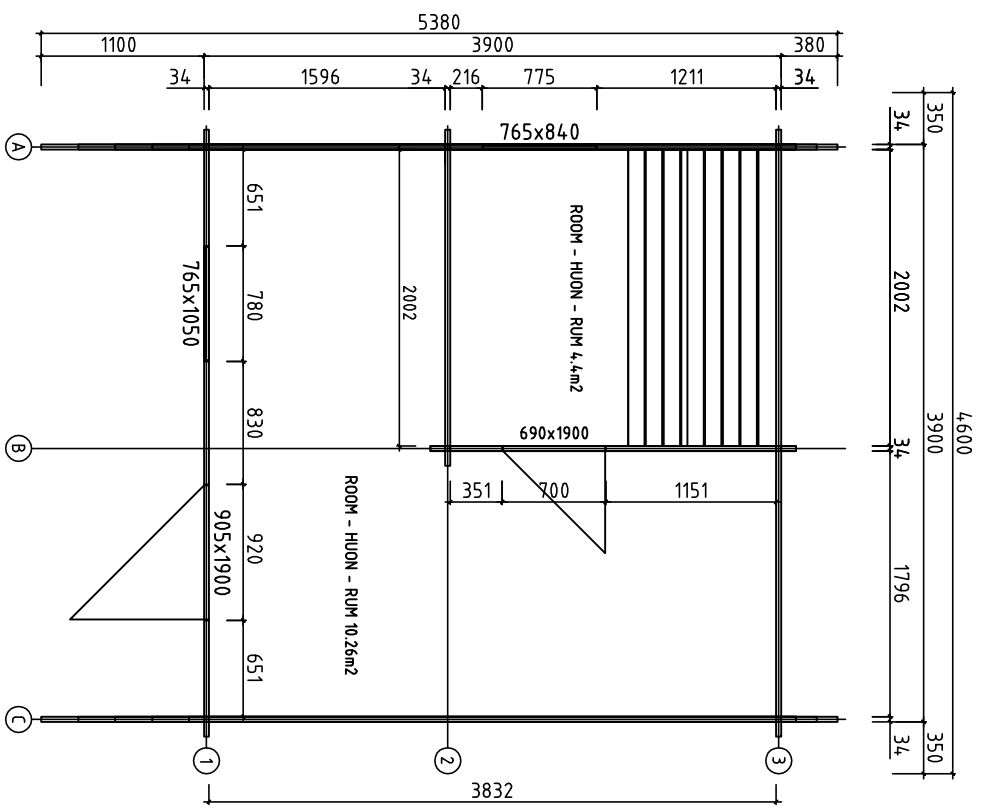


Roof Pmax=190kg/m2
V 1.0

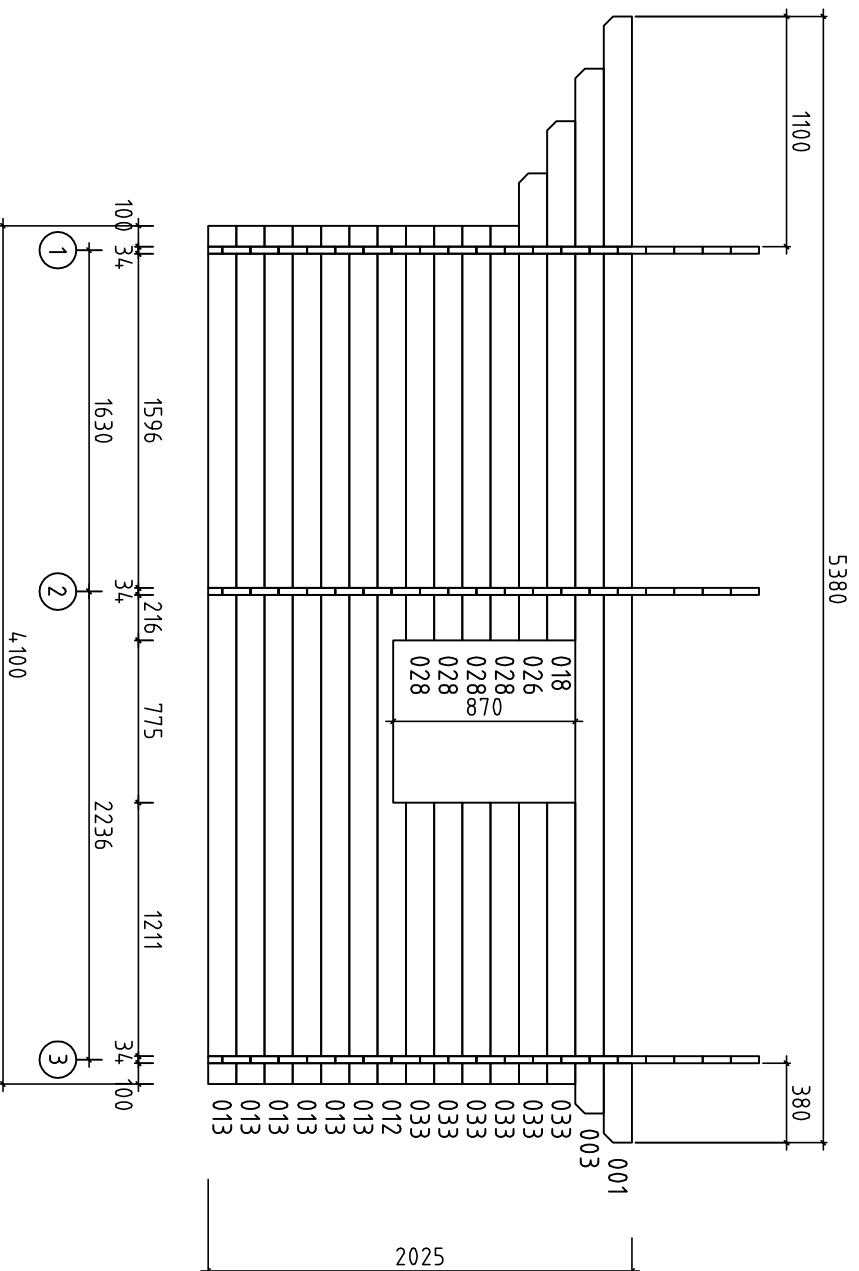
	
Kood	S3939-34 Relax
Joonis	Views-kuvat-sedd
Mittari	28x135
Jooneista	File S3939-34-Relax Views.dwg
Lehti	1
Hoekave	1:100
Kaup	06.12.2016




Kood	S3939-34 Relax	Lehti	2
Joonis	Floorbeams-Latti-palkit-Gol-vb-jalkar	Moottkava	1:35
Materiaali	4,3x90;28x110;28x100;28x90	Kuup.	06.12.2016
Juonestus	K.Kahlu	File	S3939-34 Relax Floorbeams.dwg



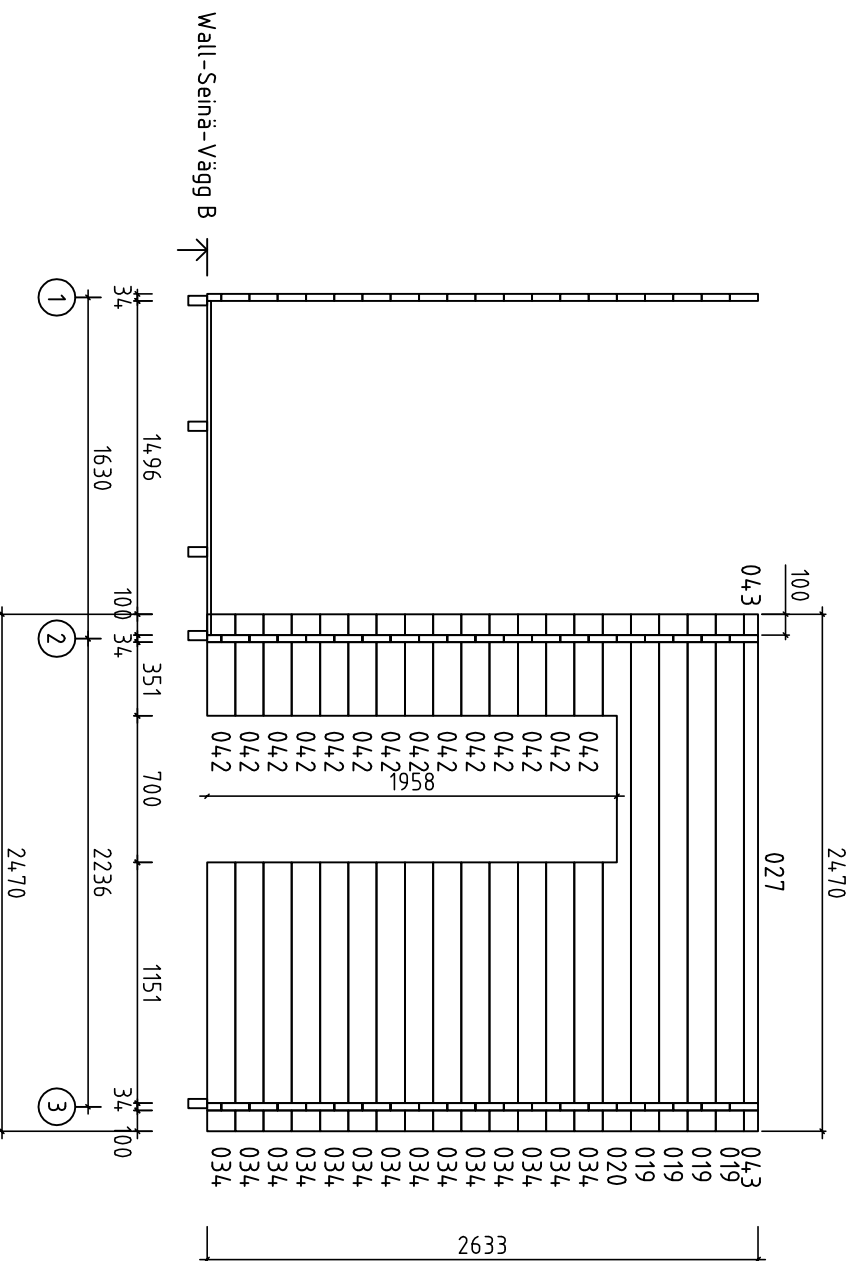
Kood	S3939-34 Relax	Leht	3
Joonis	Plan-pohjapiirustus-grundplan	Muutava	1:35
Materjal	34x135	Kaup.	06.12.2016
Joonestaja	K.Kahu	File	S3939-34_Relax.dwg




Wall-Seinä-Vägg A




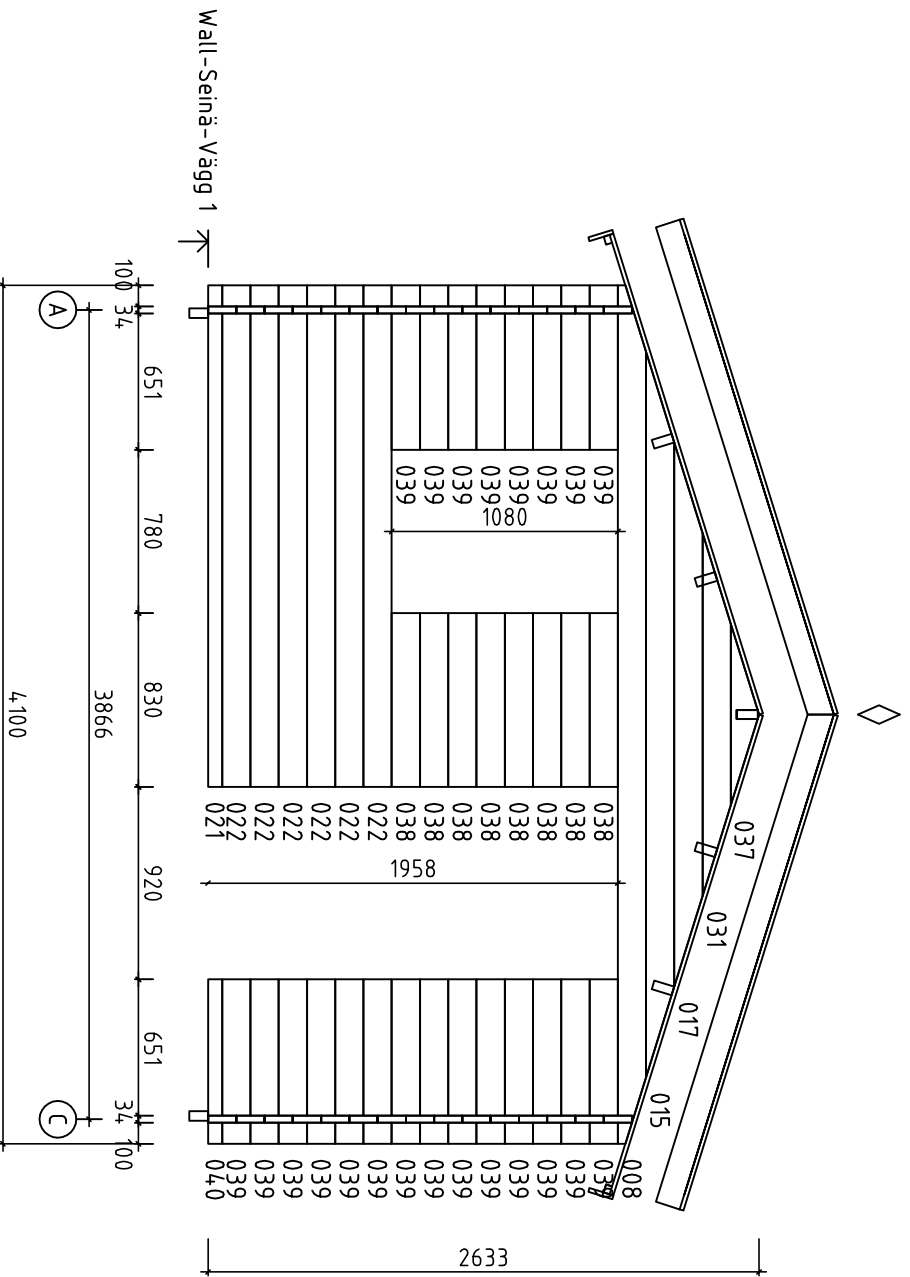
Kood	S3939-34 Relax	Lehti	4
Joonits	Wall-Seinä-Vägg A	Muotokuva	1:35
Materiaali	3,4x13,5	Kuup.	06.12.2016
Juonestus	K.Kahu	File	S3939-34 Relax.dwg



Wall- Seinä-Vägg B


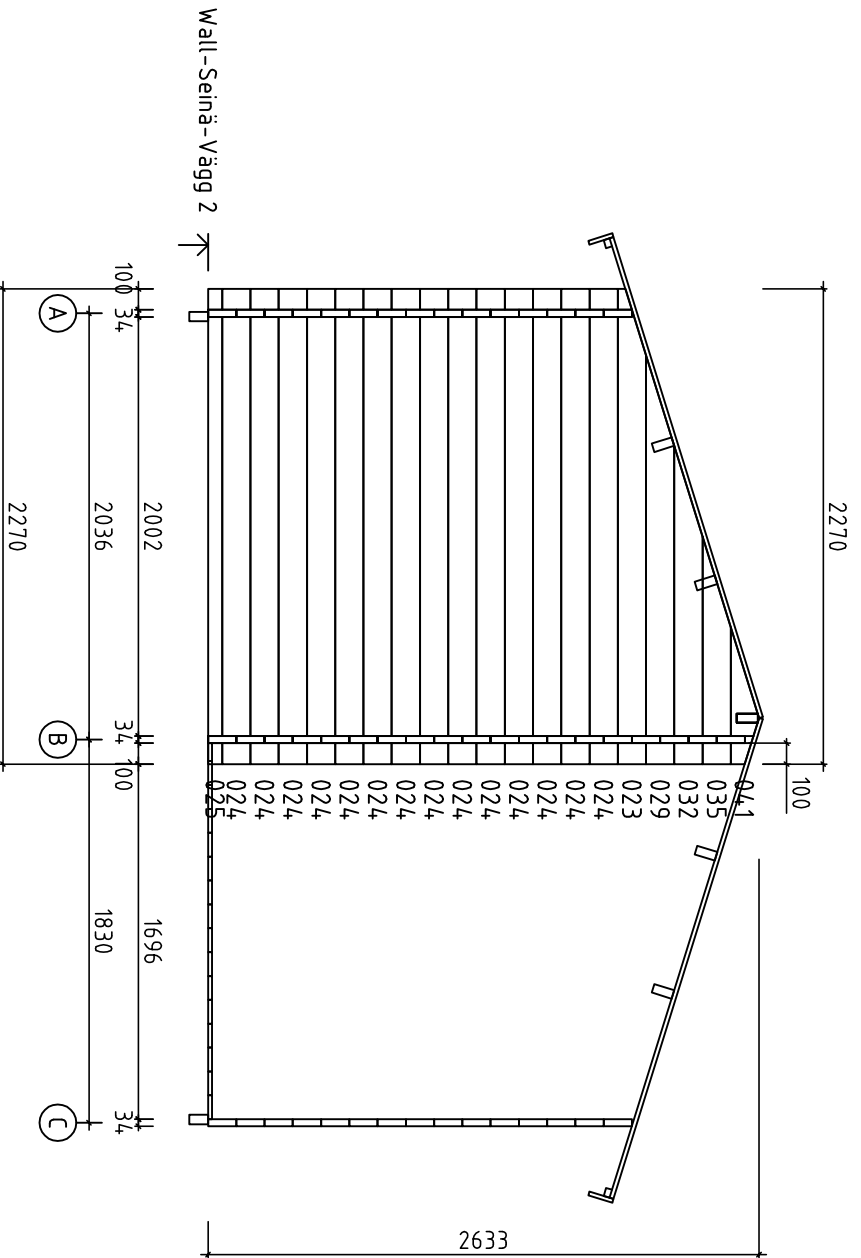


Kood	S3939-34 Relax	Leht	5
Joonis	Wall- Seinä-Vägg B	Mohtava	1:35
Materjal	3.4x13.5	Kuup.	06.12.2016
Joonestaj	K.K.Kahu	File	S3939-34 Relax.dwg




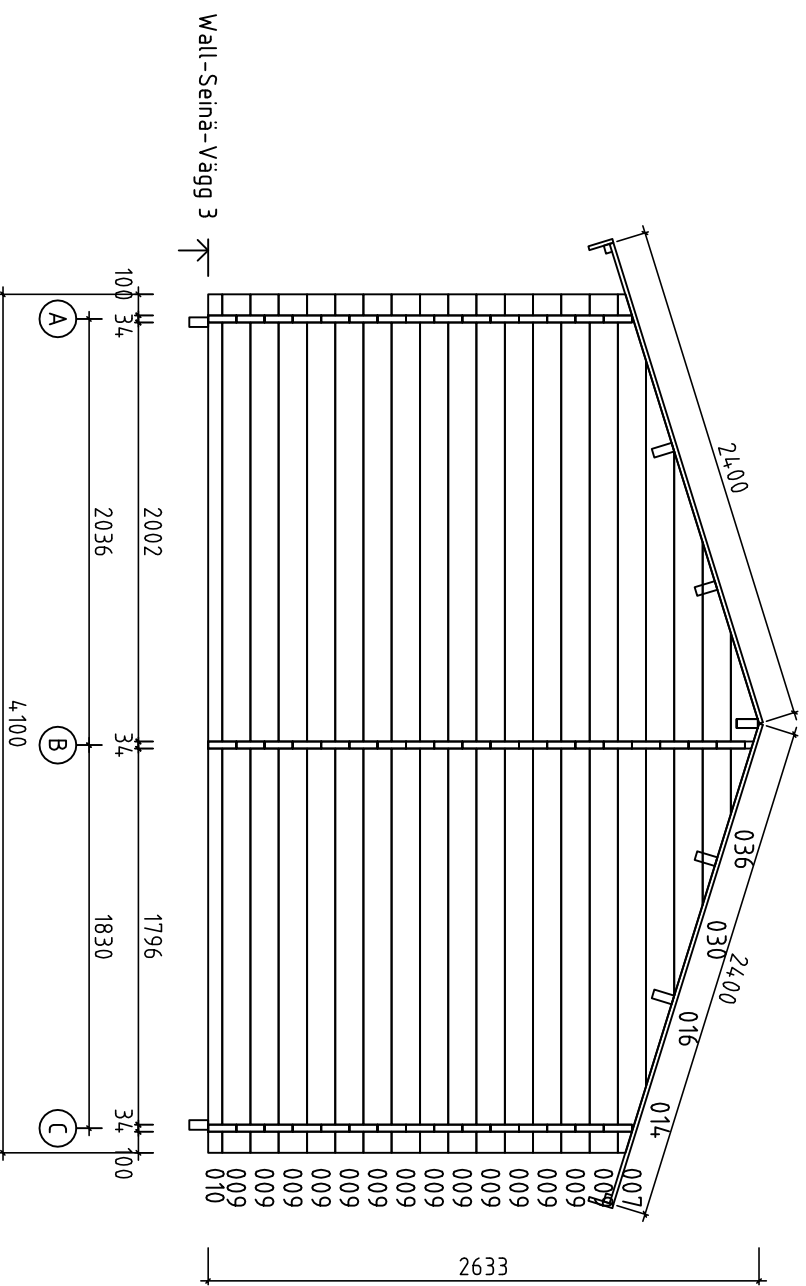
Polhus

Kood	S3939-34 Relax	Leht	7
Joonis	Wall-Seinä-Vägg 1	Mootkava	1:35
Materjal	3,4x13,5	Kuup	06.12.2016
Joonestaja	K.Kahju	File	S3939-34 Relax.dwg


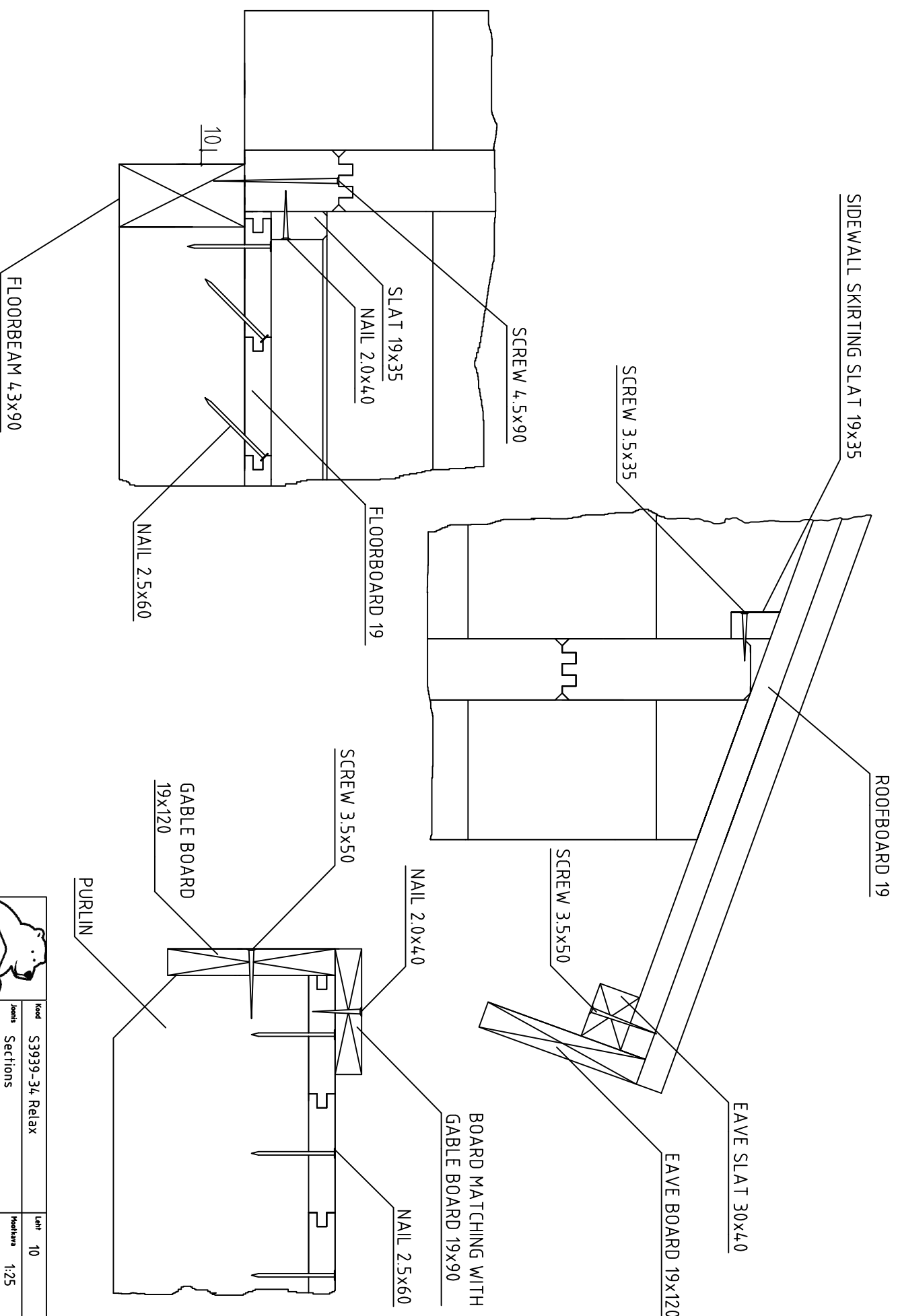


Polhus

Kood	S3939-34 Relax	Leht	8
Joonis	Wall-Seinä-Vägg 2	Mootkava	1:35
Materjal	3,4x13,5	Kuup.	06.12.2016
Joonestaja	K.K.Kahu	File	S3939-34 Relax.dwg



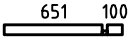


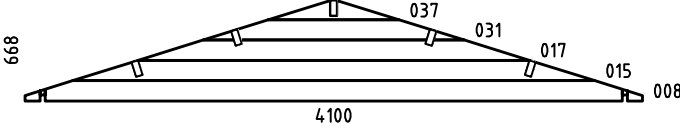
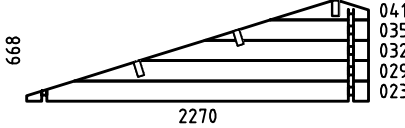
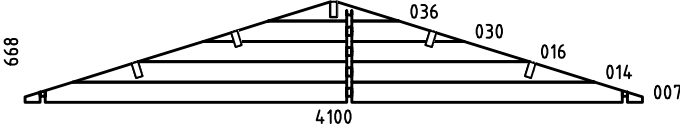








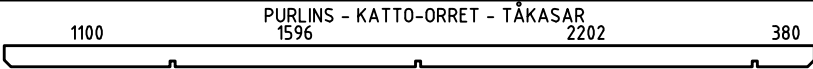
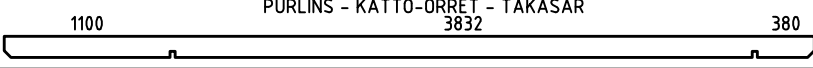






Kood	S3939-34 Relax	Leht	9
Joonis	Wall-Seinä-Vägg 3	Mootkava	1:35
Materjal	3,4x13,5	Kuup.	06.12.2016
Joonestaja	K.K.Kahu		File
			S3939-34 Relax.dwg

















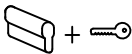
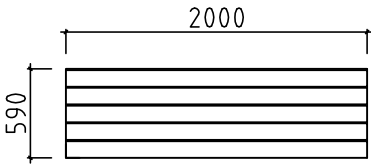
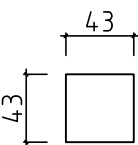


Kood	S3939-34 Relax	Leht	10
Joonid	Sections	Moostava	1:25
Materjal		Koop	06.12.2016
Joonestaja		File	S3939-34-Relax-Sections.dwg

Pos	S3939-34 Relax	Nr.	Profile (mm)	L (mm)
001		1	34x135	5380
002		1	34x135	5380
003		1	34x135	4990
004		1	34x135	4990
005		1	34x135	4600
006		1	34x135	4350
009		14	34x135	4100
010		1	34x68	4100
011	+1= EXTRA PROFILE	11+1	34x135	4100
012		1	34x135	4100
013		6	34x135	4100
018		1	34x135	2480
019		4	34x135	2470
020		1	34x135	2470
021		1	34x68	2395
022		6	34x135	2395
024		14	34x135	2270
025		1	34x68	2270
026		1	34x135	2230
027		1	34x68	2202
028		4	34x135	1980
033		6	34x135	1345
034		14	34x135	1285
038		8	34x135	830
039		22	34x135	785

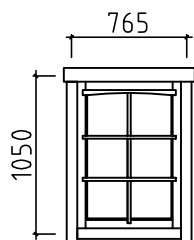


Pos	S3939-34 Relax	Nr.	Profile (mm)	L (mm)	
040		1	34x68	785	
042		14	34x135	485	
043		2	34x68	100	
W1-1		1	34x668	4100	
W2-1		1	34x668	2270	
W3-1		1	34x668	4100	
FB3	FLOORBEAMS-LATTIAPALKIT-GOLVBJÄLKAR 	IMM	2	43x90	3880
FB1	FLOORBEAMS-LATTIAPALKIT-GOLVBJÄLKAR 	IMM	4	43x90	3794
FB4	FLOORBEAMS-LATTIAPALKIT-GOLVBJÄLKAR 	IMM	2	43x90	2190
FB2	FLOORBEAMS-LATTIAPALKIT-GOLVBJÄLKAR 	IMM	4	43x90	1769
SFB1	SAUNA FLOORBEAMS - SAUNA LATTIAPALKIT - BASTU GOLVBJÄLKAR 	IMM	2	28x110	2190
SFB2	SAUNA FLOORBEAMS - SAUNA LATTIAPALKIT - BASTU GOLVBJÄLKAR 	IMM	2	28x100	2190
SFB3	SAUNA FLOORBEAMS - SAUNA LATTIAPALKIT - BASTU GOLVBJÄLKAR 	IMM	2	28x90	2190
	BOARDS FOR CHANNEL - KOURULAUDAT - RÄNNBRÄDER 	3	19x90	2100	
PR1	PURLINS - KATTO-ORRET - TÄKASAR 	3	43x140	5380	
PR2	PURLINS - KATTO-ORRET - TÄKASAR 	2	43x140	5380	
	FLOORBOARD - LATTIALAUTA - GOLVBRÄDE  88mm or-tai-eller 114mm	16+1 21+1	19x114 19x88	3830	
	FLOORBOARD - LATTIALAUTA - GOLVBRÄDE  88mm or-tai-eller 114mm	18 24	19x114 19x88	1590	
	SAUNA FLOORBOARD - SAUNA LATTIALAUTA - BASTU GOLVBRÄDE 	38+1	28x120	980	
	ROOFBOARD - KATTOLAUTA - TAKBRÄDE  88mm or-tai-eller 114mm	96+1 124+1	19x114 19x88	2400	
	SKIRTING SLAT - LATTIALISTA - GOLVLIST 		19x35	16000	
	GABLE BOARD - KAAPELILAUTA - GAVELBRÄDA 	4	19x120	2475	

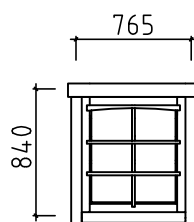
Pos	S3939-34 Relax	Nr.	Profile (mm)	L (mm)
	EAVE BOARD - RÄYSTÄSLAUTA - TAKFOTSBRÄDE 	4	19x120	2690
	EAVE SLAT - RÄYSTÄSLISTA - TAKFOTSLIST 	4	30x40	2690
	ROOF FELT FILLET - KATON PÄÄTYLAUTA - BRÄDE OVANPÅ GAVELBRÄDE 	4	19x90	2475
	DECORATIVE - KORISTE - PRYDNADS 	2	19x90	200
	SIDEWALL SKIRTING SLAT - KATTOLISTA-PÄÄDYT - TAKLIST-GAVLAR 	2 2 2	19x35 19x35 19x35	3832 1100 380
	NAILS - NAULAT - SPIKAR  FLOORBOARD - LATTIALAUTA - GOLVBRÄDE ROOFBOARD - KATTOLAUTAT - TAKBRÄDE	1025	2,5x60	
	NAILS - NAULAT - SPIKAR  SKIRTING SLAT - LATTIALISTA - GOLVLIST ROOF FELT FILLET - KATON PÄÄTYLAUTA - BRÄDE OVANPÅ GAVELBRÄDE	70	2,5x40	
	NAILS - NAULAT - SPIKAR  FLOORBEAMS - LATTIAPALKIT - GOLVBJÄLKAR	60	5,0x100	
	SCREWS - RUUVIT - SKRUVAR  EAVE BOARD - RÄYSTÄSLAUTA - TAKFOTSBRÄDE EAVE SLAT - RÄYSTÄSLISTA - TAKFOTSLISTA GABLE BOARD - KAAPELILAUTA - GAVELBRÄDA BORDER BOARDS - REUNALAUTA - FODERBRÄDE	52	3,5x50	
	SCREWS - RUUVIT - SKRUVAR  SAUNA BENCH SUPPORTING SLAT SAUNAN LAUTEEN TUKILISTA STÖDLIST FÖR BASTUBÄNK	12	4,5x70	
	SCREWS - RUUVIT - SKRUVAR  FIXING HALF BEAMS VAHVISTETTAVA PUOLIKKAAT PALKIT FÖR ATT FASTA HALVA VÄGGPROFILER	15	4,5x90	
	BOARD FOR ASSEMBLING - ASENNUSLAUTA - SLAGBRÄDE 	2	34x135	300
	DOOR CROSSES/OVIRISTIKKO/SPRÖJS 	1		
	DOOR HANDLE/OVEN KAHVA/DÖRR HANDTAG 	1		
	WINDOW CROSSES/IKKUNARISTIKKO/SPRÖJS 	1+1		
	WINDOW HANDLE/IKKUNA KAHVA/FÖNSTER HANDTAG 	2		
	DOOR LOCK+KEYS/OVENLUKKO+AVAIN/DÖRRLÅS+NYCKLAR 	1+1		
	SAUNA BENCH - SAUNAN LAUTEET - BASTUBÄNK 	2	590	2000
	SAUNA BENCH SUPPORTING SLAT - SAUNAN LAUTEEN TUKILISTA - STÖDLIST FÖR BASTUBÄNK 	2 2	43x43 43x43	1180 590



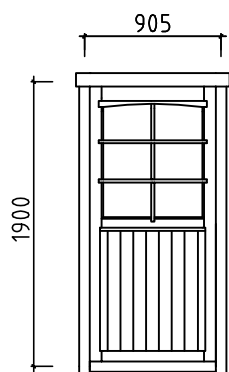
WINDOW - IKKUNAN - FÖNSTER - 765x1050 1 set - kpl - st (right hand - oikea käsi - höger hand)




WINDOW - IKKUNAN - FÖNSTER - 765x840 1 set - kpl - st (left hand - vasen käsi - vänster hand)

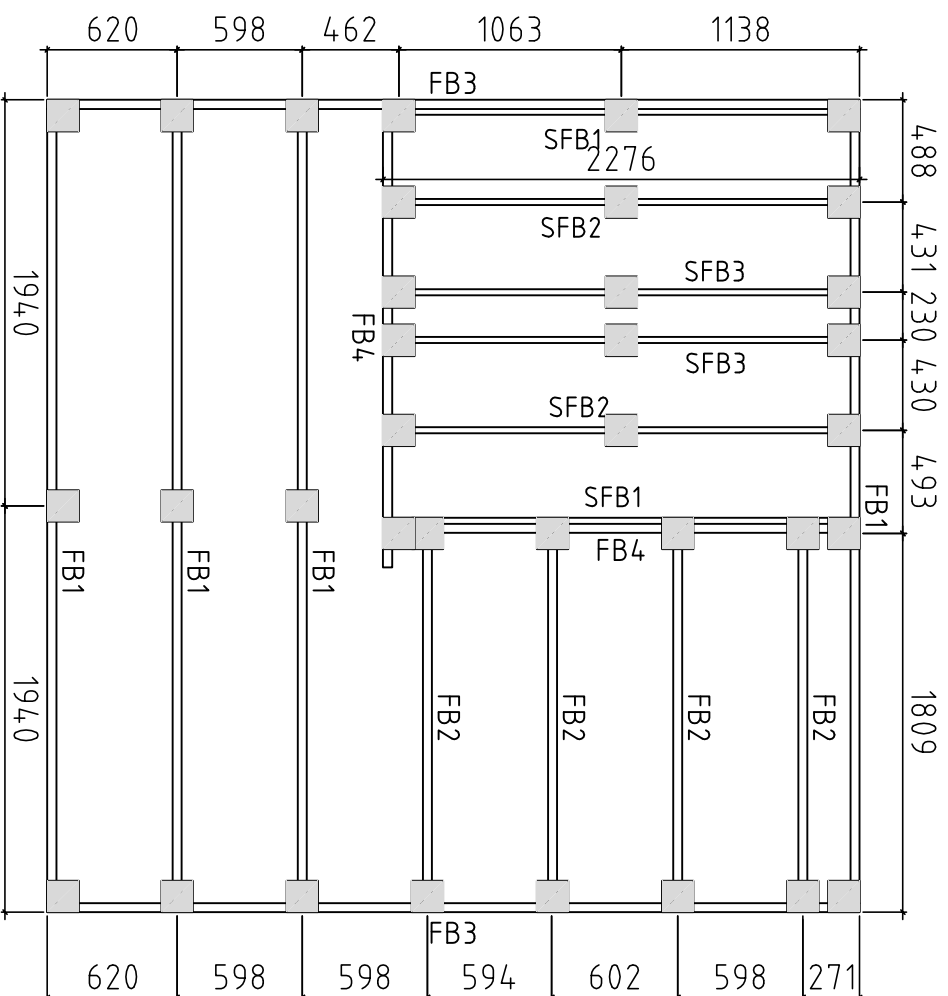


DOOR - OVI - DÖRR 905x1900 1 set - kpl - st (right hand - oikea käsi - höger hand)



Door-ovi-dörr 690x1900 1set - kpl - st (right-oikea käsi-höger hand)






Detta är ett förslag för hur man kan placera plintarna (100- 200 mm i diamaten) för golvvägglaget. Golvväggarna är med i byggsatsen, men inte plintarna. Använder man exempelvis 500-600mm långa murblock så kan man halvera antalet punkter. Lägg fuktskyddande papp mellan betong och trä

Tämä on ehdotus siitä, miten (100-200 mm läpimittaiset) jalat voidaan sijoittaa alapohjan varten. Lattiapaikit ovat rakennussarjassa, mutta jalat ei ole. Kun käytetään esimerkiksi 500-600 mm pitkiä harkkoja, voidaan pisteiden määrä puolittaa. Aseta betonin ja puun väliin kosteudelta suojaava pähvi

A proposal for placing plinths (100-200 mm in diameter) for floor beams. Floor beams are provided in the kit but plinths are not included. For example, by using 500-600 mm long masonry units, one can reduce the number of points 50%. Place cardboard between the concrete and wood to protect from moisture



Kood	S3939-34 Relax	Lehti	
Joonis	Plan	Muokava	1:35
Materiaali		Kuup.	16.03.2016
Juonestus	K.K.	File	S3939-34 Relax.dwg