

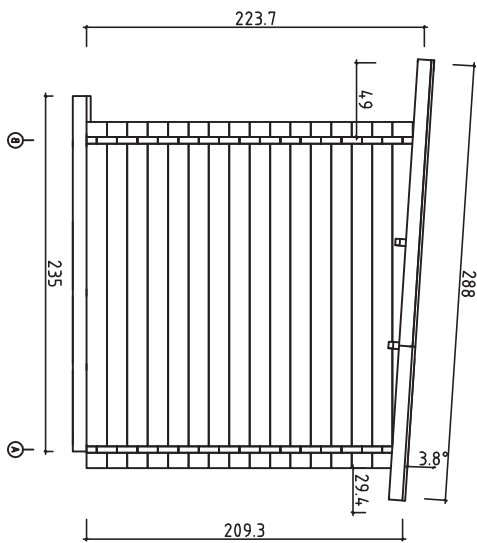

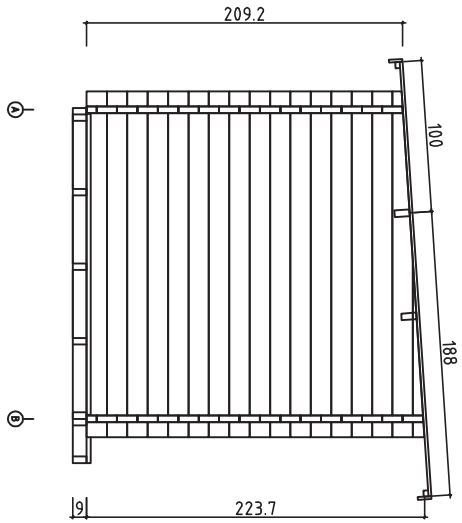
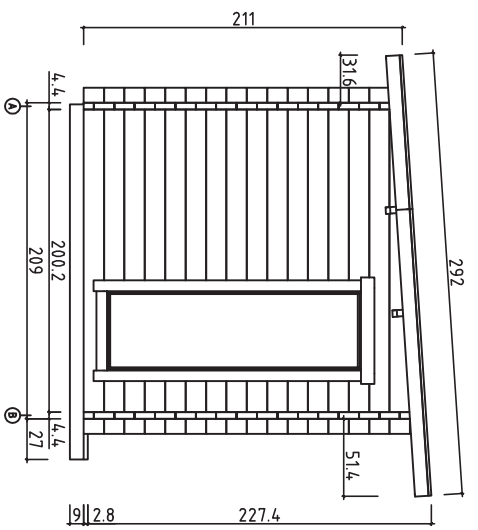
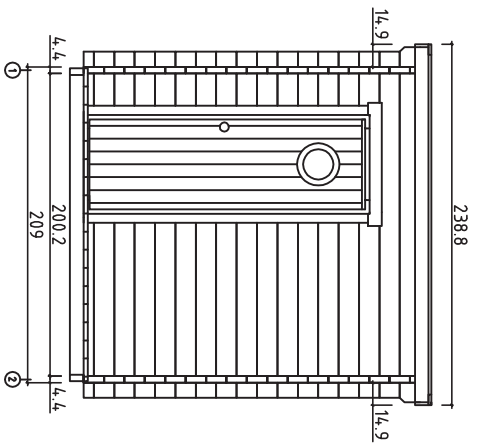
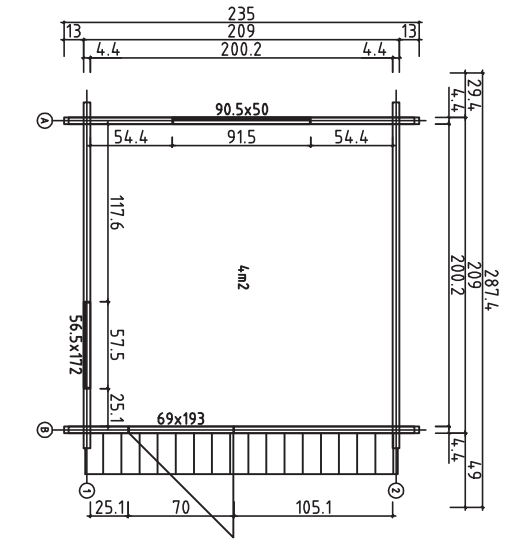
Date rev. Description

House	S2020-44 Pekka	Sheet	1
-------	----------------	-------	---

Drawing	3D	Scale	
---------	----	-------	--


Material	44x135	Date	27.10.2015
----------	--------	------	------------

Drawer	K.K.	File	S2020-44 Pekka 3D.dwg
--------	------	------	-----------------------

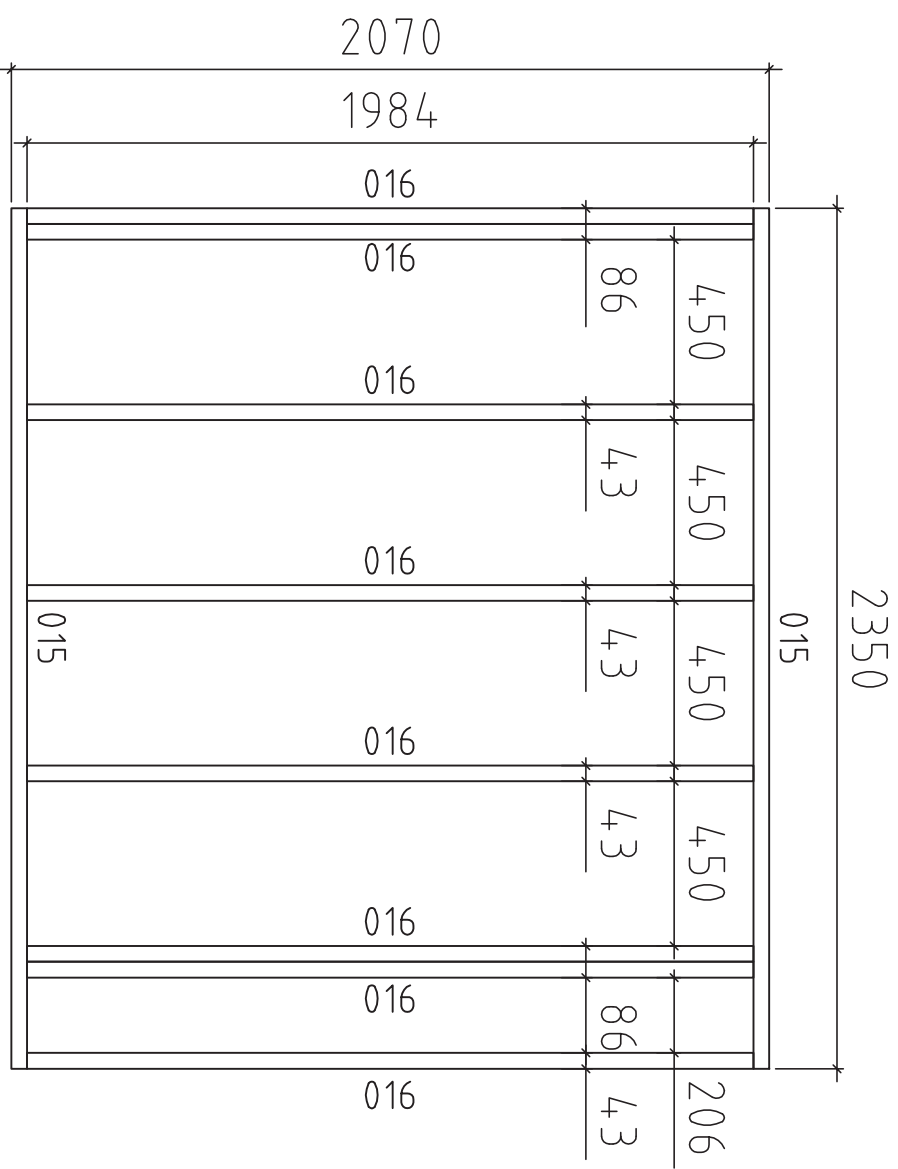


Roof Pmax=200kg/m2  
V 1.0


Date rev. Description

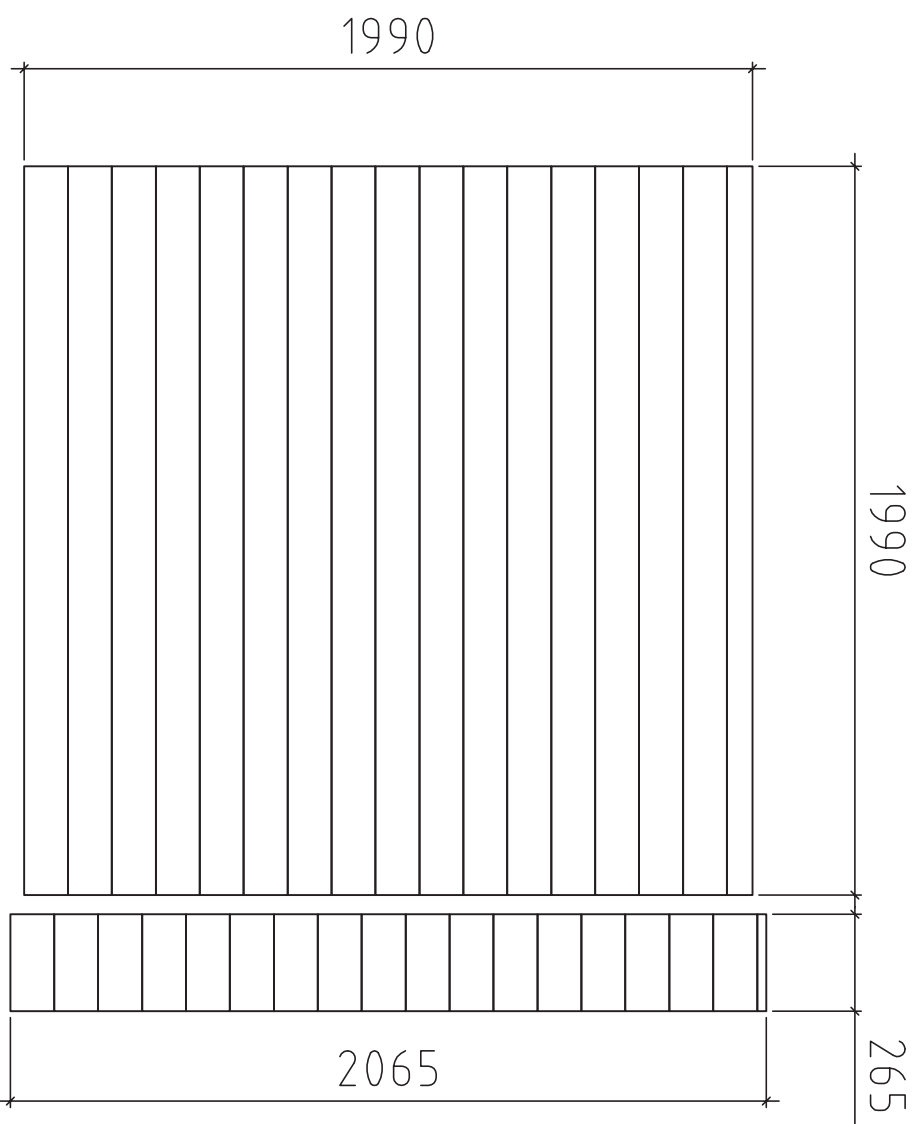


House	S2020-44, Pekka	Sheet	2
Drawing	Views-kuvat-sedd	Scale	1:50
Material	44x135	Date	01.12.2015
Drawer	K.K.	File	S2020-44, Pekka-Views.dwg




Date rev. Description

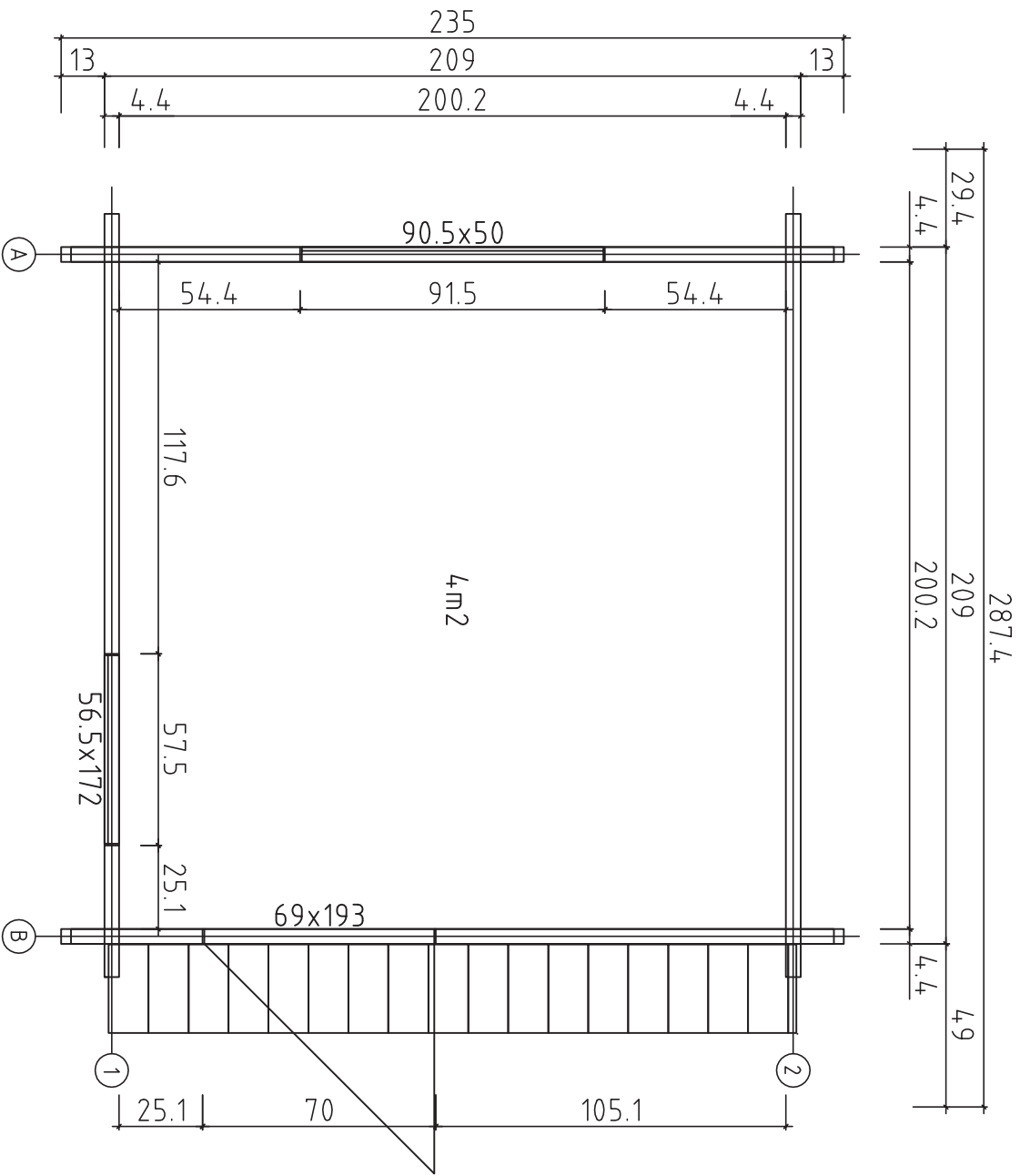
		House	S2020-44 Pekka	Sheet	3
		Drawing	FLOORBEAMS-LATTIAPALKIT-GOLVBJÄLKAR	Scale	1:20
Material	43x90	Date	27.10.2015		
Drawer	K.K.	File	S2020-44 Pekka.dwg		




Date rev. Description



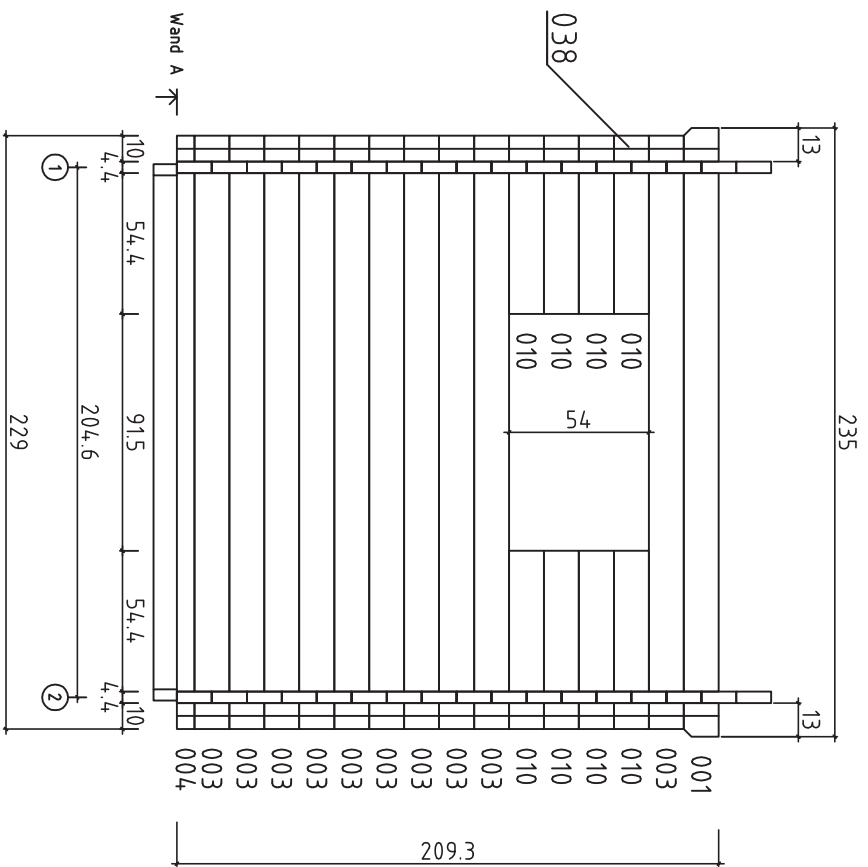
House	S2020-44 Pekka	Sheet	4
Drawing	Grundplan-Pohjapiirros-Grundplan	Scale	1:20
Material	4,4 X 135	Date	27.10.2015
Drawer	K.K.	File	S2020-44 Pekka.dwg




Date rev. Description



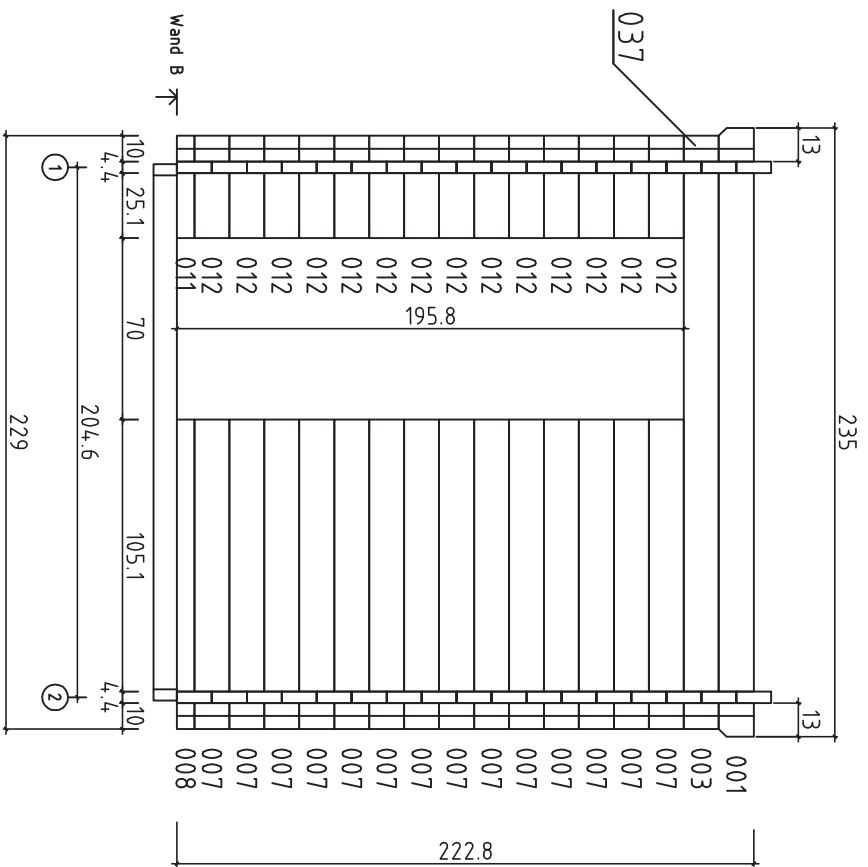
House	S2020-44 Pekka	Sheet	5
Drawing	Grundplan-Pohjapiirros-Grundplan	Scale	1:20
Material	44x135	Date	27.10.2015
Drawer	K.K.	File	S2020-44 Pekka.dwg



Date rev. Description



House	S2020-44, Pekka	Sheet	6
Drawing	Groundplan-Pohjapiirros-Grunderplan 1:20	Date	27.10.2015
Material	4,4x135	Drawer	K.K.
File	S2020-44, Pekka.dwg		

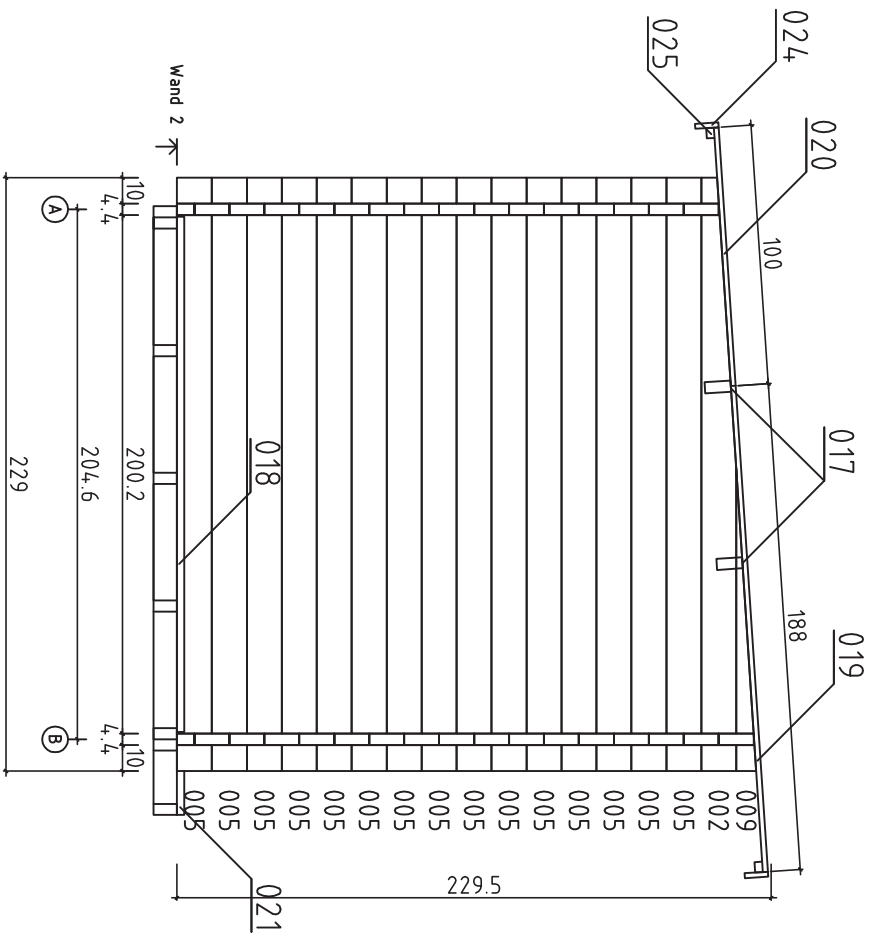


House	Sheet
S2020-44, Pekka	7
Drawing	Description
Groundplan-Pohjapiirros-Groundplan 1:20	
Material	Date
4,4x135	27.10.2015
Drawer	File
K.K.	S2020-44, Pekka.dwg

Date rev. Description







Date rev. Description

House S2020-44, Pekka

Sheet 9

Drawing Groundplan-Pohjapiirros-Grunderplan 1:20

Material 4,4x135



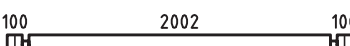

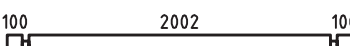
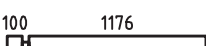



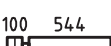





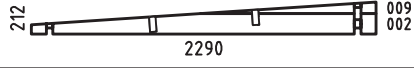


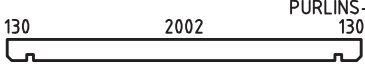






Date 27.10.2015

Drawer K.K.

File S2020-44, Pekka.dwg



# PAKK L<2.35m

Pos	S2020-44 Pekka	Pcs.	Profile (mm)	L (mm)
001	 tongue cut off	2	44x135	2350
002		2	44x135	2290
003		11	44x135	2290
004		1	44x68	2290
005	 +1= EXTRA PROFILE	17+1	44x135	2290
006		13	44x135	1320
007		14	44x135	1195
008		1	44x68	1195
009		2	44x77	1167
010		8	44x135	687
011		1	44x68	395
012		14	44x135	395
013		13	44x135	395
014	BOARD FOR ASSEMBLING - ASENNUSLAUTA - SLAGBRÄDE 	2	44x135	300
W1-1		1	44x212	2290
W2-1		1	44x212	2290
015	FLOORBEAMS-LATTIAPALKIT-GOLVBJÄLKAR  IMM	2	43x90	2350
016	FLOORBEAMS-LATTIAPALKIT-GOLVBJÄLKAR  IMM	8	43x90	1984
017	PURLINS-KATTO ORRET-TÅKASAR 	2	43x140	2350
018	SAUNA BOARDS-SAUNA LATTIALAUTA-SAUNA GOLVBRÄDE 	17	120x28	1990
019	ROOFBOARDS-KATTOLAUTA-TAKBRÄDE  88mm or -tai- eller 114mm	21+1 27+1	114x19 88x19	1880 1880
020	ROOFBOARDS-KATTOLAUTA-TAKBRÄDE  88mm or -tai- eller 114mm	21 27	114x19 88x19	1000 1000
021	TERRACE BOARD-TERASSILAUTA-TERASSBRÄDE  IMM	18	120x28	265
022	GABLE BOARDS-KAAPELILAUTA-GAVELBRÄDE 	2	19x90	1900
023	GABLE BOARDS-KAAPELILAUTA-GAVELBRÄDE 	2	19x90	1020

















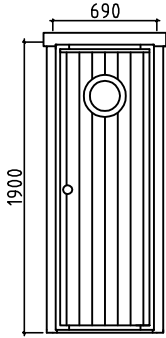
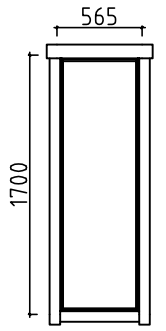
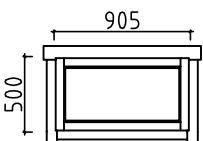
Kood S2020-44 Pekka

Materjal

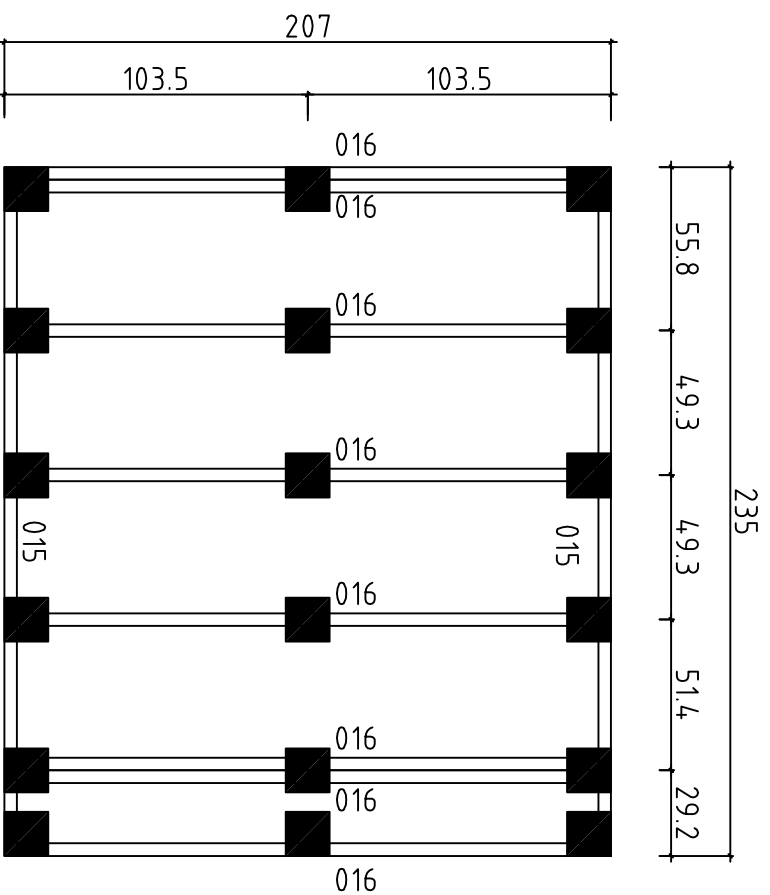
File S2020-44 Pekka.dwg

Leht 10

# PAKK L<2.35m

Pos	S2020-44 Pekka	Pcs.	Profile (mm)	L (mm)
024	EAVE BOARD-RÄYSTÄSLAUTA-TAKFOTSBRÄDE 	2	19x90	2350
025	EAVE SLAT-RÄYSTÄSLISTA-TAKFOTSLIST 	2	30x40	2350
026	ROOF FELT FILLET-KAAPELILAUDAN PEITELAUTA	1	19x70	2248
027	BRÄDE OVANPÅ GAVELBRÄDE 	2	19x70	1900
028	ROOF FELT FILLET-KAAPELILAUDAN PEITELAUTA BRÄDE OVANPÅ GAVELBRÄDE 	2	19x70	1020
029	WINDOW HANDLE-IKKUNA KAHVA-FÖNSTER HANDTAG 	1+1+1		
030	DOOR KNOB/OVEN PAINIKE/DÖRR HANDTAG 	1		
031	DOOR HINGES-OVEN SARANAT-DÖRR GÅNGJÄRN 	3		
032	NAILS - NAULAT - SPIKAR  ROOFBOARDS-KATTOLAUTA-TAKBRÄDE	140	2.5	60
033	SCREWS - RUUVIT - SKRUVAR  FLOORBEAMS-LATTIAPALKIT-GOLVBJÄLKAR HALFBEAMS-PUOLEKSIPALKIT-FÖR ATT HALVA VÄGGPROFILER	50	4.5	90
034	SCREWS - RUUVIT - SKRUVAR  TERRACE BOARDS-TERASSILAUTA-TERASSBRÄDE SAUNA BOARDS-SAUNA LATTIALAUTA-SAUNA GOLVBRÄDE	300	4.5	70
035	SCREWS - RUUVIT - SKRUVAR  GABLE BOARDS-KAAPELILAUTA-VINDBRÄDE EAVE BOARD-RÄYSTÄSLAUTA-TAKFOTBRÄDE EAVE SLAT-RÄYSTÄSLISTA-TAKFOTLIST	40	4.5	50
036	SCREWS - RUUVIT - SKRUVAR  ROOF FELT FILLET-KAAPELILAUDAN PEITELAUTA TAKBRÄDE FÖR VINDBRÄDE	14	3.5	35
037	SCREW JOINT-KIERRETANKO-GÄNGSTAPP 	2	ØM10	2250
038	SCREW JOINT-KIERRETANKO-GÄNGSTAPP 	2	ØM10	2100
037	Door-ovi-dörr 690x1900 (right-oikea käsi-höger hand) 1pc-kpl-st  ORT_ECO	1	690	1900
038	Window-ikkuna-fönster 565x1700 1pc-kpl-st  ORT_ECO	1	565	1700
039	Window-ikkuna-fönster 905x500 1pc-kpl-st  ORT_ECO	1	905	500





Detta är ett förslag för hur man kan placera plintarna (100- 200 mm i diameter) för golvbjälklaget. Golvbjälkarna är med i byggsatsen, men inte plintarna. Använder man exempelvis 500-600mm långa murblock så kan man halvera antalet punkter. Lägg fuktskyddande papp mellan betong och trä

Tämna on ehdotus siitä, miten (100-200 mm läpimitäiset) jalat voidaan sijoittaa alapohjan varten. Lattiapalkit ovat rakennussarjassa, mutta jalkoja ei ole. Kun käytetään esimerkiksi 500-600 mm pitkiä harkkoja, voidaan pisteiden määrä puolitaa. Aseta betonin ja puun väliin kosteudelta suojaava pähvi

A proposal for placing plinths (100-200 mm in diameter) for floor beams. Floor beams are provided in the kit but plinths are not included. For example, by using 500-600 mm long masonry units, one can reduce the number of points 50%. Place cardboard between the concrete and wood to protect from moisture

Date rev. Description

House	Sheet
S2020-44 Pekka	12
Drawing	Scale
FOUNDATION PLAN - PLINTPLAN	1:25
Material	Date
	01.12.2015
Drawer	File
KK	S2020-44 Pekka.dwg