

Date rev. Description

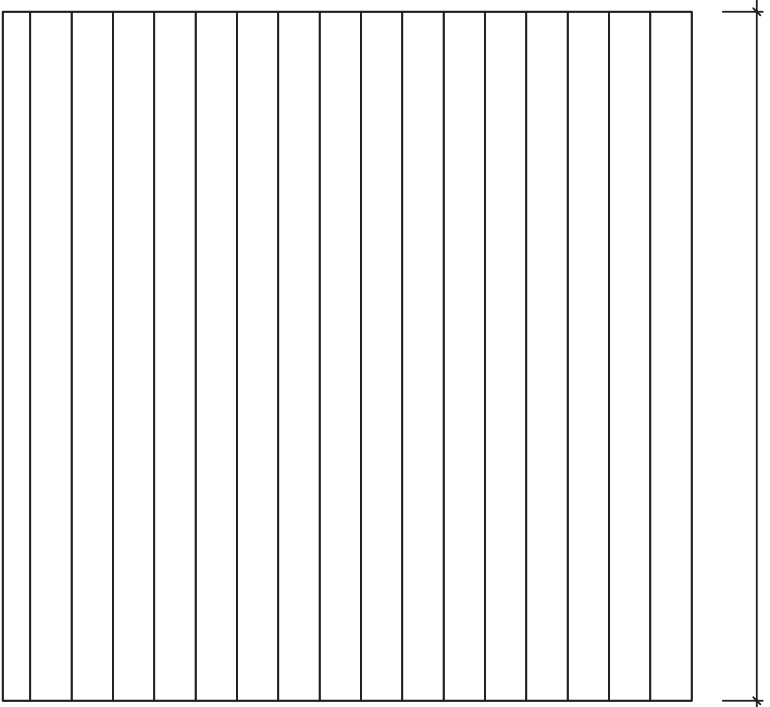
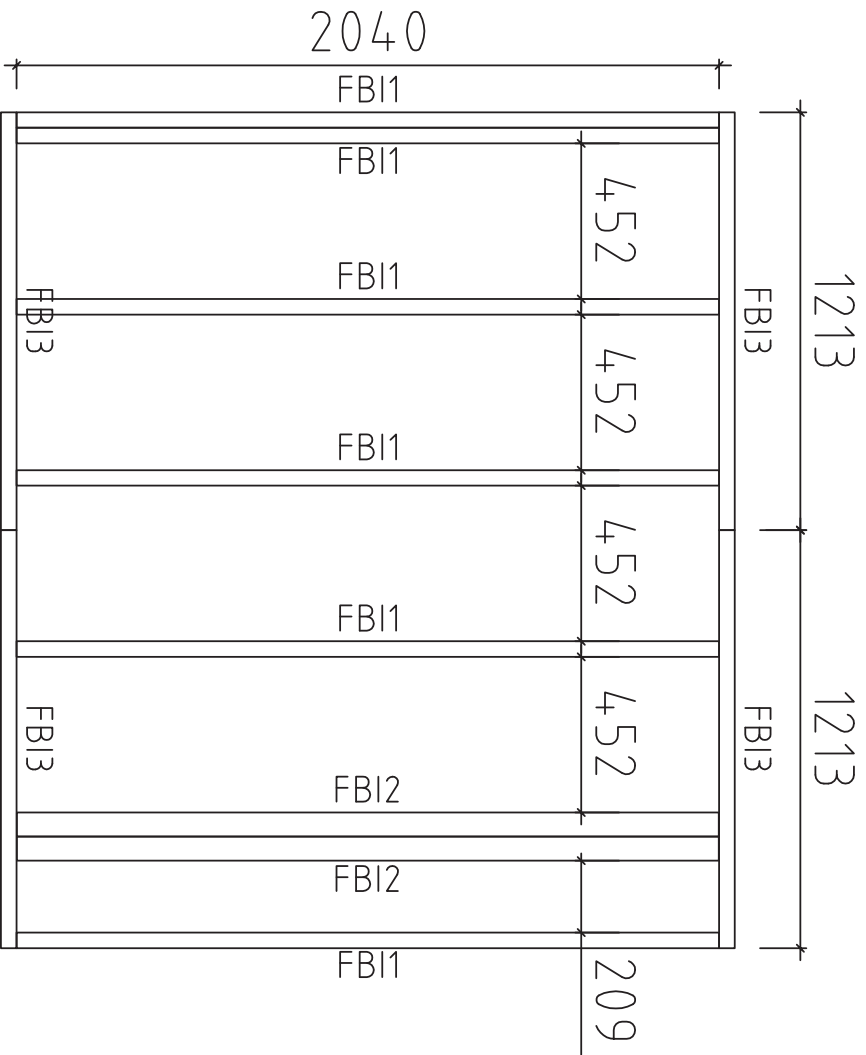
V 1.0

| | | |
|-------|----------------|-------|
| House | S2020-70 Mikko | Sheet |
|-------|----------------|-------|

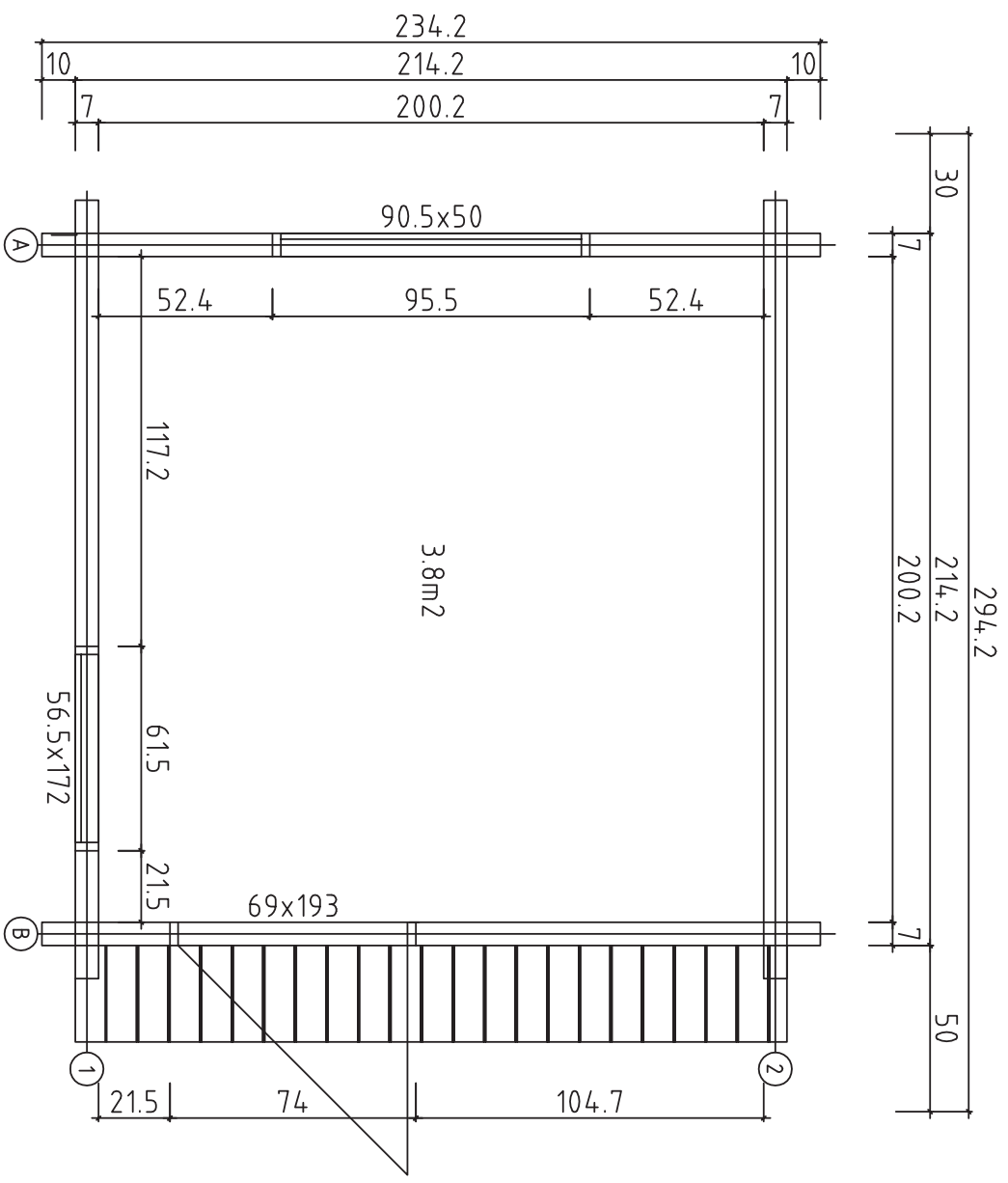
| | | |
|---------|----|-------|
| Drawing | 3D | Scale |
|---------|----|-------|

| | | | |
|----------|--------|------|------------|
| Material | 70x135 | Date | 09.02.2021 |
|----------|--------|------|------------|


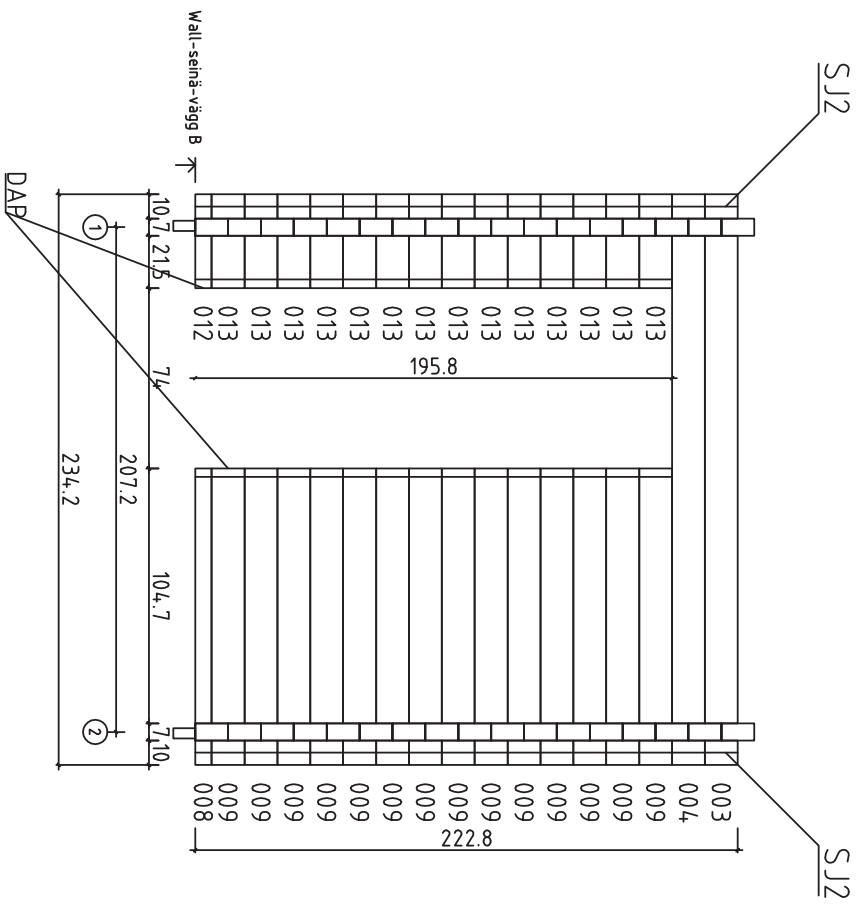
| | | | |
|--------|------|------|-----------------------|
| Drawer | K.K. | File | S2020-70 Mikko 3D.dwg |
|--------|------|------|-----------------------|



| | | | |
|----------|------------------------------------|-------|----------------|
| House | S2020-70 Mikko | Sheet | 2 |
| Drawing | Floorbeams-lattipalkit-golvväljkar | Scale | 1:20 |
| Material | 70x90; 45x90 | Date | 09.02.2021 |
| Drawer | K.K. | File | S2020-70 Mikko |

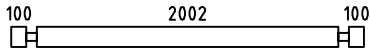
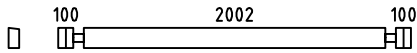
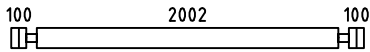
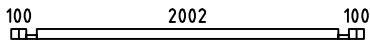
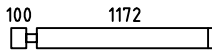
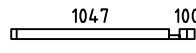





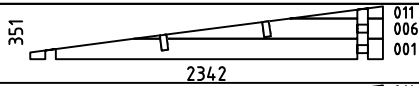
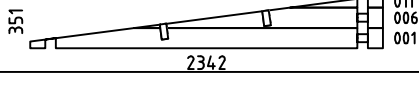














| | | | |
|----------|----------------------------------|-------|----------------|
| House | S2020-70 Mikko | Sheet | 3 |
| Drawing | Grundplan-Pohjapiirros-Grundplan | Scale | 1:20 |
| Material | 70x135 | Date | 09.02.2021 |
| Drawer | K.K. | File | S2020-70 Mikko |



| | | | |
|----------|-------------------|-------|----------------|
| House | S2020-70 Mikko | Sheet | 5 |
| Drawing | Wall-seinä-vägg B | Scale | 1:20 |
| Material | 7.0x13.5 | Date | 09.02.2021 |
| Drawer | K.K. | File | S2020-70 Mikko |

PAKK L<2.35m

| Pos | S2020-70 Mikko | Pcs. | Profile (mm) | L (mm) |
|--------------|--|--------------|-----------------|--------------|
| 002 |  +1= EXTRA PROFILE | 15+1 | 70x135 | 2342 |
| 003 |  | 2 | 70x135 | 2342 |
| 004 |  | 10 | 70x135 | 2342 |
| 005 |  | 1 | 70x68 | 2342 |
| 007 |  | 13 | 70x135 | 1342 |
| 008 |  | 1 | 70x68 | 1217 |
| 009 |  | 14 | 70x135 | 1217 |
| 010 |  | 8 | 70x135 | 694 |
| 012 |  | 1 | 70x68 | 385 |
| 013 |  | 14 | 70x135 | 385 |
| 014 |  | 13 | 70x135 | 385 |
| W1-1 |  | 1 | 70x351 | 2342 |
| W2-1 |  | 1 | 70x351 | 2342 |
| AB | ASSEMBLING BOARDS-ASENNUSLAUTA-SLAGBRÄDE  | 2 | 70x135 | 300 |
| FBI2 | FLOORBEAMS-LATTIAPALKIT-GOLVBJÄLKAR  IMM | 2 | 70x90 | 2040 |
| FBI1 FBI3 | FLOORBEAMS-LATTIAPALKIT-GOLVBJÄLKAR  IMM | 6 4 | 45x90 | 2040 1213 |
| 018 | PURLINS-KATTO ORRET-TÄKASAR  | 2 | 43x140 | 2342 |
| S | SAUNA BOARDS-SAUNA LATTIALAUTA-SAUNA GOLVBRÄDE  | 16+1 | 120x28 | 2000 |
| T | TERRACE BOARD-TERASSILAUTA-TERASSBRÄDE  IMM | 23+1 | 90x19 | 290 |
| R1 | ROOFBOARDS-KATTOLAUTA-TAKBRÄDE  88mm or-tai-eller 114mm | 21+1 27+1 | 114x19 88x19 | 1880 1880 |
| R2 | ROOFBOARDS-KATTOLAUTA-TAKBRÄDE  88mm or-tai-eller 114mm | 21 27 | 114x19 88x19 | 1090 1090 |
| FF1 | FLOOR FILLET-FUSSBODENLEISTE-VLOERPLINT  | | 18x35 | 8 |
| GB1 GB2 | GABLE BOARDS-KAAPELILAUTA-GAVELBRÄDA  | 2 2 | 19x90 19x90 | 1900 1110 |
| EB | EAVE BOARD-RÄYSTÄSLAUTA-TAKFOTSBRÄDE  | 2 | 19x90 | 2342 |
| ES | EAVE SLAT-RÄYSTÄSLISTA-TAKFOTSLIST  | 2 | 30x40 | 2342 |



PAKK L<2.35m

| Pos | S2020-70 Mikko | Pcs. | Profile (mm) | L (mm) |
|------|---|------|--------------|--------|
| RFF1 | ROOF FELT FILLET-KAAPELILAUDAN PEITELAUTA | 1 | 19x70 | 2240 |
| RFF2 | BRÄDE OVANPÅ GAVELBRÄDE | 2 | 19x70 | 1900 |
| RFF3 | ROOF FELT FILLET-KAAPELILAUDAN PEITELAUTA BRÄDE OVANPÅ GAVELBRÄDE | 2 | 19x70 | 1110 |
| DAP | DOOR ASSEMBLING PROFILE - OVEN ASENNUSPROFIILI - DÖRR MONTERINGSPROFIL | 2 | 70x44 | 1930 |
| WAP1 | WINDOW ASSEMBLING PROFILE - IKKUNA ASENNUSPROFIILI | 2 | 70x44 | 1720 |
| WAP2 | - FÖNSTER MONTERINGSPROFIL | 2 | 70x44 | 500 |
| | WINDOW HANDLE-IKKUNA KAHVA-FÖNSTER HANDTAG | 1+1 | | |
| | DOOR KNOB/OVEN PAINIKE/DÖRR HANDTAG | 1 | | |
| | DOOR HINGES-OVEN SARANAT-DÖRR GÅNGJÄRN | 3 | | |
| SJ1 | SCREW JOINT-GEWINDESTANGE | 2 | M10 | 2000 |
| SJ2 | -STELSCHROEF | 2 | | 2270 |
| | NAILS - NAULAT - SPIKAR | 140 | 2.5 | 60 |
| | SCREWS - RUUVIT - SKRUVAR | 50 | 4.5 | 90 |
| | SCREWS - RUUVIT - SKRUVAR | 300 | 4.5 | 70 |
| | SCREWS - RUUVIT - SKRUVAR | 40 | 4.5 | 50 |
| | SCREWS - RUUVIT - SKRUVAR | 14 | 3.5 | 35 |
| | Door-ovi-dörr 690x1900 (right-oikea käsi-höger hand) 1pc-kpl-st | 1 | 690 | 1900 |
| | Window-ikkuna-fönster 565x1700 1pc-kpl-st | 1 | 565 | 1700 |
| | Window-ikkuna-fönster 905x500 1pc-kpl-st | 1 | 905 | 500 |



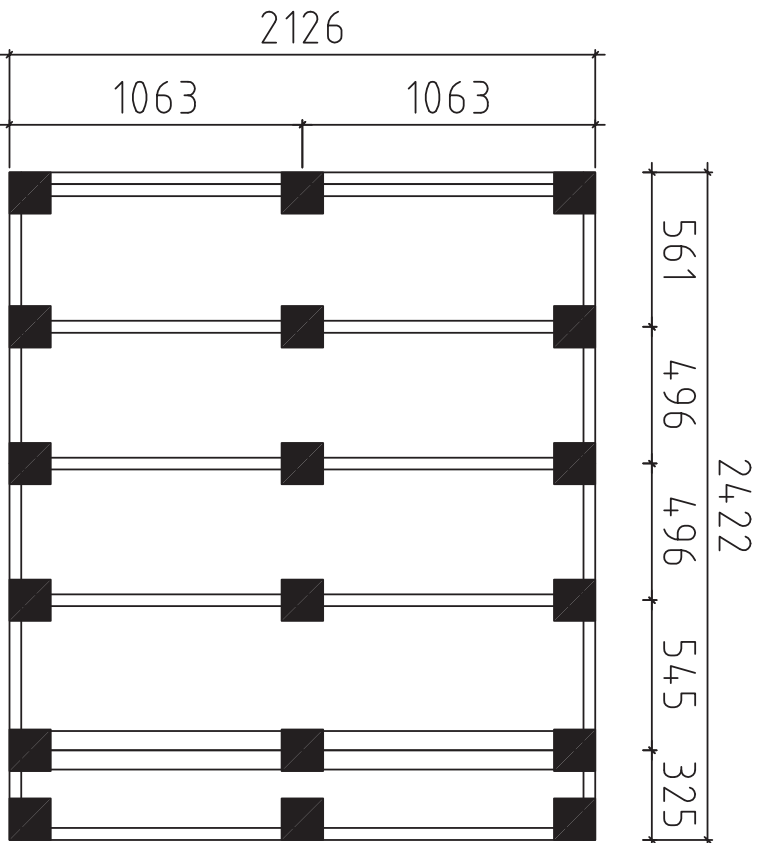
Polhus

Kood S2020-70 Mikko

Materjal

File S2020-70 Mikko.dwg

Leht 9



Detta är ett förslag för hur man kan placera plintarna (100- 200 mm i diameter) för golvbjälklaget. Golvbjälkarna är med i byggsatsen, men inte plintarna. Använder man exempelvis 500-600mm långa murblock så kan man halvera antalet punkter. Lägg fuktskyddande papp mellan betong och trä

Tämä on ehdotus sittä, miten (100-200 mm läpimitaiset) jalat voidaan sijoittaa alapohjaa varten. Lattiapalkit ovat rakennussarjassa, mutta jalat ei ole. Kun käytetään esimerkiksi 500-600 mm pitkiä harkkoja, voidaan pisteiden määrä puolttaa. Aseta betonin ja puun väliin kosteudelta suojaava pahi

A proposal for placing plinths (100-200 mm in diameter) for floor beams. Floor beams are provided in the kit but plinths are not included. For example, by using 500-600 mm long masonry units, one can reduce the number of points 50%. Place cardboard between the concrete and wood to protect from moisture

| | | | |
|----------|-----------------------------|-------|--------------------|
| House | S2020-70 Mikko | Sheet | 10 |
| Drawing | FOUNDATION PLAN - PLINTPLAN | Scale | 1:25 |
| Material | | Date | 08.12.2015 |
| Drawer | KK | File | S2020-70 Mikko.dwg |