

# Inspection Certificate

Controlecertificaat • Kontrollschein • Bulletin de contrôle • Certificato di controllo • Certificado de control • Kontrollskjema • Kontrol Certifikat • Tarkastustodistus • Besiktningsprotokoll

Art. Nr. ELBD16-2218

## Please keep safely!

Zorgvuldig te bewaren! • Bitte gut aufbewahren! • A bien conserver, s.v.p.!  
• Da conservare! • ¡A conservar! • Ta vare på denne! • Opbevares sikkert!  
• Ole hyvä ja säilytä huolella! • Vänligen förvara säkert!

**English:** The house you have purchased was manufactured in accordance with the high quality norms. The building unit has been carefully inspected and packed. In order to avoid possible problems during the assembly carried out by yourself or the building company of your choice, we recommend that you inspect the delivery for its completeness in accordance with the list of pieces before assembly. This inspection must be carried out within 14 days after delivery to your place. Warranty claims are limited to the exchange of defective materials. Defective building parts, which have already been used or painted, are excluded from being replaced. All further claims are excluded! In cases of complaints, please pay attention to the following procedures: Please present this inspection certificate along with the sales receipt to your place of purchase. Only in cases where these documents are presented will the complaint be dealt with quickly and without complications.

**Dutch:** Het door U gekochte tuinhuis werd vervaardigd volgens de hoge kwaliteitsnormen. Het tuinhuis werd zorgvuldig gecontroleerd en verpakt. Om tijdens de montage, uitgevoerd door Uzelf of een door U gekozen aannemer, problemen te vermijden, raden we U aan, vóór de montage, de levering te controleren op volledigheid in overeenstemming met de onderdelenlijst. Deze controle dient te gebeuren binnen 14 dagen na levering bij U thuis. Waarborgvorderingen zijn beperkt tot het vervangen van gebrekkig materiaal. Gebrekkige onderdelen die reeds gebruikt of geschilderd zijn, zijn uitgesloten van vervanging. Alle latere vorderingen zijn uitgesloten! In geval van klachten, gelieve dan te letten op de volgende procedure: Leg dit controlecertificaat, samen met Uw aankoopbewijs voor aan Uw verkoper. Enkel in gevallen waarbij deze documenten voorgelegd worden, zal de klacht snel en zonder complicaties behandeld worden.

**Deutsch:** Das von Ihnen gekaufte Haus wurde nach der hohen Qualitätsnorm gefertigt. Der Bausatz wurde sorgfältig geprüft und verpackt. Um etwaige auftretende Probleme während des Aufbaus durch Sie oder Ihre Aufbaufirma zu vermeiden, kontrollieren Sie bitte die Lieferung auf Vollständigkeit laut Stückliste vor dem Aufbau. Diese Kontrolle muss innerhalb 14 Tagen nach Anlieferung bei Ihnen erfolgen. Ansprüche auf Gewährleistung beschränken sich auf den Austausch von fehlerhaftem Material. Fehlerhafte Bauteile, die bereits verbaut oder gestrichen wurden, sind vom Umtausch ausgeschlossen. Alle weiteren Ansprüche sind ausgeschlossen! Sollte es zu einer Beanstandung kommen, beachten Sie folgende Vorgehensweise: Legen Sie Ihrem Fachhändler diesen Kontrollschein zusammen mit dem Einkaufsbeleg vor. Nur bei Vorlage dieser Unterlagen ist eine schnelle und problemlose Bearbeitung Ihrer Beanstandung möglich.

**Français:** La cabane que vous venez d'acheter a été fabriqué en respectant de hautes normes de qualité. L'ensemble de construction a été testé et emballé avec soin. Afin d'éviter des problèmes éventuels pendant la construction par vous-même ou la société de construction mandatée, nous vous prions de bien vouloir vérifier que toutes les pièces ont été fournies selon la liste des pièces avant que vous ne commenciez la construction. Il vous incombe de faire ce contrôle dans les 14 jours après la fourniture. Les revendications en dédommagement se limitent à l'échange de matériel défectueux. Des pièces de construction défectueuses, déjà construites ou peintes, sont exclues de tout échange. Toutes les revendications ultérieures sont exclues ! Si une réclamation avait lieu, veuillez respecter le déroulement suivant : Il vous faudra présenter, à votre commerçant spécialisé, ce bulletin de contrôle avec le récépissé de l'achat. Ce ne sera que moyennant présentation de ces documents qu'un traitement rapide et sans problème de votre réclamation sera possible!

**Italiano:** La casetta che avete acquistato è stata prodotta secondo la norma di alta qualità. Il kit è stato controllato ed imballato con cura. Per evitare eventuali inconvenienti durante il montaggio, si prega di verificare, prima del montaggio, la completezza della fornitura in base alla distinta dei pezzi. Tale verifica deve essere effettuata entro 14 giorni dalla consegna. Eventuali diritti di garanzia si limitano alla sostituzione di materiale difettoso. Gli elementi difettosi già montati o verniciati sono esclusi dal diritto alla sostituzione. Ogni altro diritto resta escluso! In caso di reclamazione, procedere nel modo seguente: presentare questo certificato di controllo unitamente alla prova d'acquisto al rivenditore. Solo in questo modo la Sua reclamazione potrà essere evasa rapidamente e senza problemi.

**Español:** La casa que ha adquirido ha sido fabricada de acuerdo con normas de alta calidad. Las piezas de la casa han sido cuidadosamente inspeccionadas y embaladas. Con el fin de evitar posibles problemas durante el montaje, hecho por usted o por la empresa de construcción de su elección, le recomendamos revisar el paquete entregado, con la lista de piezas, antes de armar la casa. Haga la revisión dentro de 14 días después de recibir el paquete. La garantía se limita a reemplazar las piezas defectuosas. No se reemplazarán las partes defectuosas que ya hayan sido utilizadas o pintadas. ¡No se aceptan otras reclamaciones! En casos de queja, por favor, presente este certificado junto con la factura en el lugar donde hizo la compra. Sólo presentando estos documentos podremos resolver su problema rápidamente y sin complicaciones.

**Norsk:** Produktet du har kjøpt, ble produsert i henhold til høye kvalitetskrav. Produktet har blitt kontrollert nøye og deretter omhyggelig pakket. For å unngå mulige problemer under monteringen, uansett om du gjør det selv eller får en godkjent håndverker til å gjøre det, anbefaler vi at du kontrollerer leveransen mot delelisten for å se om alle delene er inkludert. Denne kontrollen må gjøres innen 14 dager etter at delene ble levert til din adresse. Garantikrav begrenser seg til bytte av defekte deler. Defekte elementer som allerede har blitt brukt eller malt/beiset/limt, vil ikke bli erstattet. Alle andre krav er utelukket! Dersom du har en reklamasjon, vennligst gjør som følger: Lever dette kontrollskjema med kvitteringen til salgsstedet. Bare når du har med disse dokumentene kan klagen behandles raskt og uten komplikasjoner.

**Dansk:** Det købte hus er fremstillet i overensstemmelse med de høje kvalitetskrav. Produktet er blevet omhyggeligt inspiceret og pakket. For at undgå eventuelle problemer i løbet af monteringen udført af dig selv eller håndværker af dit eget valg, anbefaler vi, at du undersøger leverancen for fuldstændighed i overensstemmelse med listen over dele før samling. Denne inspektion skal foretages inden 14 dage efter levering til din plads. Garantikrav er begrænset til udveksling af defekte materialer. Defekte bygningsdele, som allerede er brugt eller malet, er udelukket fra at blive erstattet. Alle yderligere krav er udelukket! I tilfælde af klager, skal du være opmærksom på følgende procedurer: Venligst præsenter denne kontrol certifikat sammen med kvitteringen til det sted hvor produktet er købt. Kun i de tilfælde, hvor disse dokumenter er forelagt kan klagen behandles hurtigt og uden komplikationer.

**Suomi:** Ostamasi mökki on valmistettu korkeita laatuvaatimuksia noudattaen. Rakennus on huolella tarkastettu ja pakattu. Jotta pystytys joko itsesi tai valitsemasi rakennusliikkeen toimesta sujuisi ongelmitta, suosittelomme, että tarkistat toimituksen sisällön osaluettelon avulla ennen kokoamisen aloittamista. Tämä tarkistus tulee tehdä 14 päivän kuluessa toimituksesta. Takuuvaateet rajoittuvat viallisten materiaalien vaihtamiseen. Viallisia osia, joita on jo käytetty ja jotka on maalattu, ei vaihdeta uusiin. Lisävaatimuksia ei huomioida! Mahdollisissa valitustapauksissa toimi seuraavasti: Esitä oheinen tarkastustodistus ja kassakuitti ostopaikassa. Valituksen nopea ja mutkaton käsittely edellyttää näiden asiakirjojen esittämistä.

**Svenska:** Huset du köpt har tillverkats i enlighet med de högsta kvalitetsstandarderna. Byggnadens delar har noggrant besiktigats och förpackats. För att undvika eventuella problem under monteringen som du utför själv eller låter en hantverkare att utföra, rekommenderar vi att du, innan monteringen påbörjas, besiktigar leveransen för att säkerställa att den är komplett enligt förteckningen över ingående delar. Denna besiktning måste utföras inom 14 dagar efter att du tagit emot leveransen. Garantianspråk är begränsade till ersättning av defekt material. Defekta byggnadsdelar, vilka redan har använts eller målats, ersätts inte. Alla vidare anspråk avvisas! I händelse av reklamationer, vänligen uppmärksamma följande: uppvisa detta besiktningsprotokoll tillsammans med inköpsbeviset till ditt inköpsställe. Endast om dessa dokument uppvisas kan vi garantera att reklamationen behandlas skyndsamt och utan krångel.

**Factory inspection by** • Fabrikscontrole door • Werkskontrolle durch • Contrôle à partir de l'usine par • Collaudato da • Inspector de fábrica • Fabrikkontroll utført av • Fabriks Kontrol udført af • Tehtaan tarkastaja • Fabriksbesiktigat av:

**Pack number** • Pack Nr. • Pack Nr. • Packet n° • Pacco N. • Paquete N° • Serien • Pakettintro • Produktionsnummer:

**Date** • Datum • Date • Data • Fecha • Dato • Päiväys • Datum:

**To be completed by buyer! (Please use block letters) • In te vullen door de verkoper! (Graag in drukletters) • Vom Käufer auszufüllen!**  
(Bitte in Druckschrift) • A remplir par l'acheteur! (en lettres d'imprimerie, s'il vous plaît) • Da compilare dall'acquirente! (in stampatello) •  
¡Completa el cliente! (en mayúsculas) • Fylles ut av kjøper! (Vær vennlig å bruke blokkbokstaver) • Udfyldes af køber! (Benyt venligst  
Blokkebogstaver) • Ostaja täyttää! (Ole hyvä ja käytä isoja kirjaimia) • Fylls i av köparen! (Vänligen texta):

**Place of purchase • Plaats van aankoop • Bezugsquelle •**  
Source d'achat • Acquistato presso • Lugar de compra •  
Salgssted • Salgs sted • Ostopaikka • Inköpsställe:

**Sales receipt No. • Aankoopbewijs Nr. • Kaufbeleg-Nr. •**  
Récépissé n° • Prova d'acquisto N. • Recibo N° • Kvitteringsnr •  
Kasse Bon nr • Kassakuitin numero • Försäljningskvittots  
nummer:

**Sales receipt date • Aankoopbewijs -Datum • Kaufbeleg-Datum**  
• Date du récépissé • Data prova d'acquisto • Fecha recibo •  
Kvitteringsdato • Kasse bons dato • Kassakuitin päiväys •  
Försäljningskvittots datum:

**Delivery date • Leveringsdatum • Lieferdatum • Date de**  
livraison • Data di consegna • Fecha de Entrega •  
Leveringsdato • Leverings dato • Toimituspäivä •  
Leveransdatum:

**Buyer's address • Adres koper • Kundenanschrift • Adresse du**  
client • Indirizzo del cliente • Dirección del cliente • Kjøpers adresse  
• Købers adresse • Ostajan osoite • Köparens adress:

**Telephone • Telefoon • Telefon • Téléphone • Teléfono • Telefon •**  
Telefon nr • Puhelin • Telefon:

**Forwarder:  Pick-up  Others • Door:  Verzending  Zelf •**  
Afhalen:  Spedition  Selbstabholer • Par:  Transporteur   
Propres moyens • Tramite:  Spedizioniere  Mezzo proprio •  
Entrega: Transporte organizado  transporte propio • Transportør:   
Sendes  Hentes • Transportør:  Sendes  Hentes •  
Rahdinkuljettaja:  Nouto  Muut • Speditör:  Avhämtning  Övrigt

**Description of complaint • Beschrijving van de klacht • Schilderung der Beanstandung • Description de la réclamation • Descrizione**  
della reclamazione • Descripción del problema • Beskrivelse av feil/ mangel • Beskrivelse af fejl / Mangel • Valituksen kuvaus •  
Beskrivning av reklamationen: **Please keep the parts which are the object of the complaint until the complaint is settled!** • Gelieve  
de betrokken onderdelen te bewaren tot de klacht is afgehandeld • Veuillez garder les pièces contestées jusqu'à ce que la réclamation soit  
traitée définitivement! • Si prega di conservare i pezzi reclamati fino all'evasione della reclamazione! • Por favor, conserve las piezas  
objeto de la queja hasta que el problema haya sido resuelto • Please Vær vennlig å ta vare på de aktuelle delene/ produktet inntil saken er  
avsluttet! • Venligst ta hånd om de aktuelle dele / produkt indtil sagen er afsluttet! • Ole hyvä ja säilytä osat, joita valitus koskee, kunnes  
valitus on käsitelty! • Vänligen behåll delarna som är föremål för reklamation tills reklamationen har behandlats!

# Assembly, installation and maintenance manual

## Playhouse ELBD16-2218

Width 220 x Depth 180 cm  
Wall thickness 16 mm



### **WARNINGS:**

Not suitable for children under 3 years. Risk of crushing.

To be used under the direct supervision of an adult. Risk of falling.

Only for outdoor domestic use.

Keep away from fire.

The product is supplied disassembled. Adult assembly required.

Intended for children from 3 to 14 years (max 50 kg/user).

### **Attention!**

- It is not allowed to climb on the barriers and roof of the assembled house.
- Caution. Wooden details can contain slight torn grain or sharp ends and edges.
- Sleeping area can be used simultaneously by no more than 2 children!
- The supplied kit does not include any roof cover material. Before you begin using the house, you must obtain a suitable roof cover material (bitumen shingles or rolls) and install it in accordance with the manufacturer's instructions! It is not recommended to leave the house without a roof cover in the rain or it will void the warranty!
- The product is delivered unfinished.

## 1 Assembly manual



**Dear client,**

We are glad that you have decided in favour of our garden house!

**Please read the assembly manual carefully before proceeding with the house installation!** You will thus avoid problems and will not waste time.

### **Recommendations:**

- Keep the house package until its complete assembly in a dry place, but not in direct contact with the ground, protected from weather conditions (moisture, the sun, etc.). Do not keep the house package in a heated room!
- Assemble the product on the smooth surface at least 2m from any construction or barrier such as fence, garage, house, above situated tree branches, clotheslines and electric cables.
- When selecting the garden house location, make sure that the house will not be subjected to extreme weather conditions (areas of strong snowfall or winds); otherwise you should attach the house (for instance, with anchors) to the subsoil.
- Since the foundation joists are in constant contact with the ground they must be treated with a special wood preservative. Consult a specialist regarding paints suitable for unprocessed softwood and follow the paint manufacturer's instructions.



### **Warranty**

Your house is made from high quality fir and delivered in the natural (unprocessed) form. If, despite our thorough inspection, you should have complaints, please submit the filled out control sheet and purchase invoice to the product seller.

**ATTENTION: Please be sure to keep the documentation accompanying the house package! The control sheet includes the control number of the house. We can only review complaints if you submit the control number of the house to the seller!**

#### The warranty does not cover:

- Peculiarities of wood as a natural material
- Wooden details already painted (processed with a wood preservative)
- Wooden details containing whole branches that do not endanger the stability of the house
- Colour tone variations caused by wood structure differences that do not influence wood lifetime
- Wooden details containing (caused by drying) small cracks/gaps that do not pass through and do not influence the structure of the house
- Twisted wooden details if they can nevertheless be installed
- Roof and floor boards that may have on their concealed surfaces some non-planed areas, colour differences and waning
- Complaints resulting from an incompetent manner of the installation of the house or the house subsiding due to an incompetently made foundation
- Complaints caused by introducing self-initiative changes to the house, such as the deformation of wooden details and doors/windows due to an incompetent manner of wood processing; the attachment of storm braces too rigidly, doorframes being screwed onto wall logs, etc.

**The complaints covered by the warranty are satisfied to the extent of replacing the deficient/faulty material. All other demands will be excluded!**



### Garden house painting and maintenance

Wood is a natural material, growing and adapting depending on weather conditions. Large and small cracks, colour tone differences and changes, as well as a changing structure of wood are not errors, but a result of wood growing and a peculiarity of wood as a natural material.

Unprocessed wood becomes greyish after having been left untouched for a while, and can be turn blue and become mouldy. To protect the wooden details of your garden house, you must immediately process them with a wood preservative.

**Attention!**      **The house is supplied without elaborative workmanship. To reduce fire hazard you should use paints or impregnation substances that prevent fire from spreading! Use water-based paints and impregnation substances and avoid solvent-based products!**

**Consult a specialist regarding paints suitable for unprocessed softwood and follow the paint manufacturer's instructions.**

**It is not allowed to cover the product with lacquer or paint on which surface the flame spread rate is higher than 20mm/s.**

When painting, use high quality tools and paints, follow the paint application manual and manufacturer's safety and usage instructions. Never paint a surface in strong sunlight or rainy weather.

After the house assembly is completed, we recommend for the conclusive finishing a weather protection paint that will protect wood from moisture and UV radiation.

- In lengthy periods of dry weather wood can shrink and the screw/bolt spots attachments can become weak. Conduct regular checks and tighten the screws/bolts as necessary (no less frequently than 6 month)! Otherwise the product may become dangerous.
- The suitability of the base material, corrosion of accessories and rotting of wooden parts should be checked once a year. Moving parts must be oiled and worn and/or defective parts should be replaced with parts provided by the manufacturer.
- Be especially attentive when checking barrier and door attachments.
- It is recommended to inspect the house thoroughly once in a year. Regular painting of the house will prolong its useful life substantially.
- You should also check the condition of the roof to discover any leaks as early as possible. Eliminate leaks as you find them to prevent rainwater from damaging the roof and other wooden parts of the house.

**Attention!**      **For repairing the product use only identical details. The specification of the components can be found from the documentation accompanying the house package.**



**We wish you total success with the garden house installation and much joy with this house for many years to come!**

## 2 Installation manual

### Tools and preparation of components

To assemble the garden house, you will need the following tools:



assembly aid



ladder



hammer



water-level



screwdriver



saw



knife



measuring tape



pliers



set of drill



file



adjustable spanner



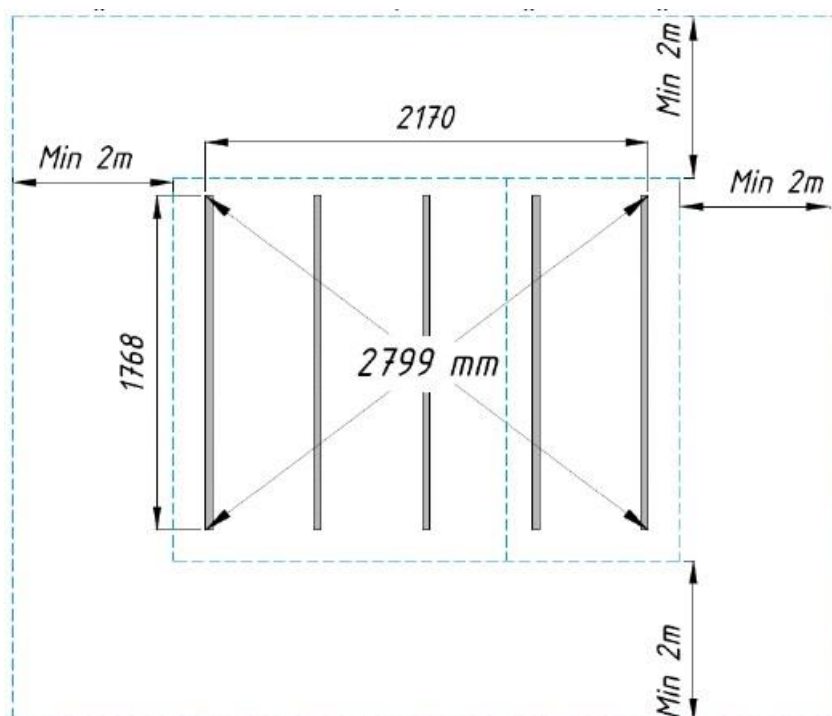
pencil

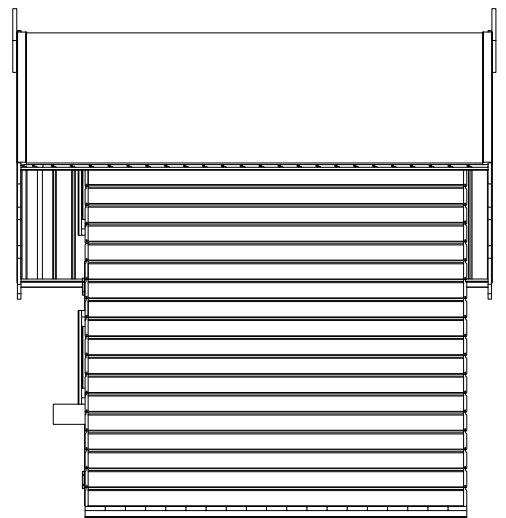
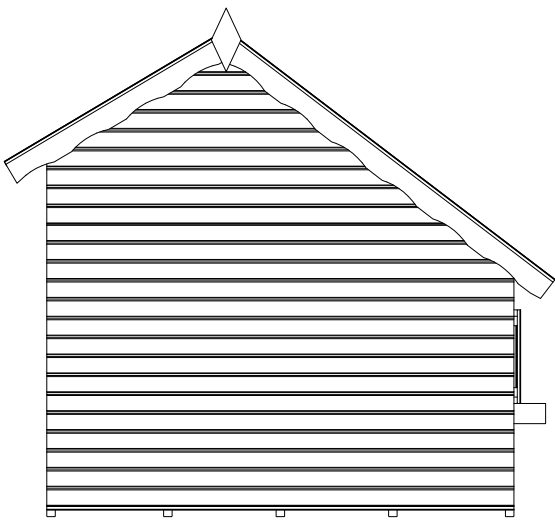
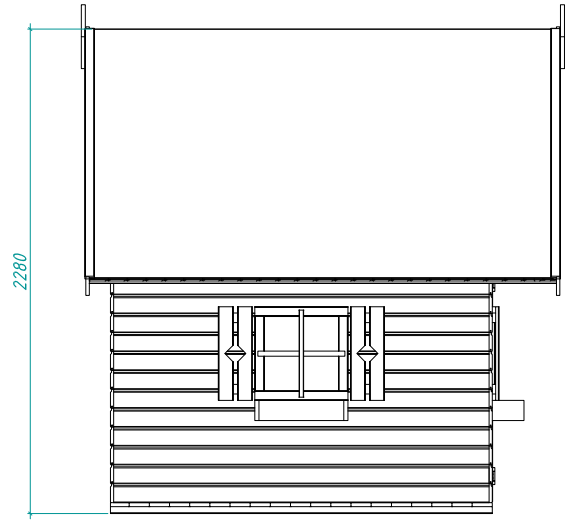
**ADVICE:** To avoid possible injuries from splinters, we recommend to wear the corresponding protective gloves during the assembly process. To protect your eyes from sawdust, we recommend to wear protective glasses during the assembly process.

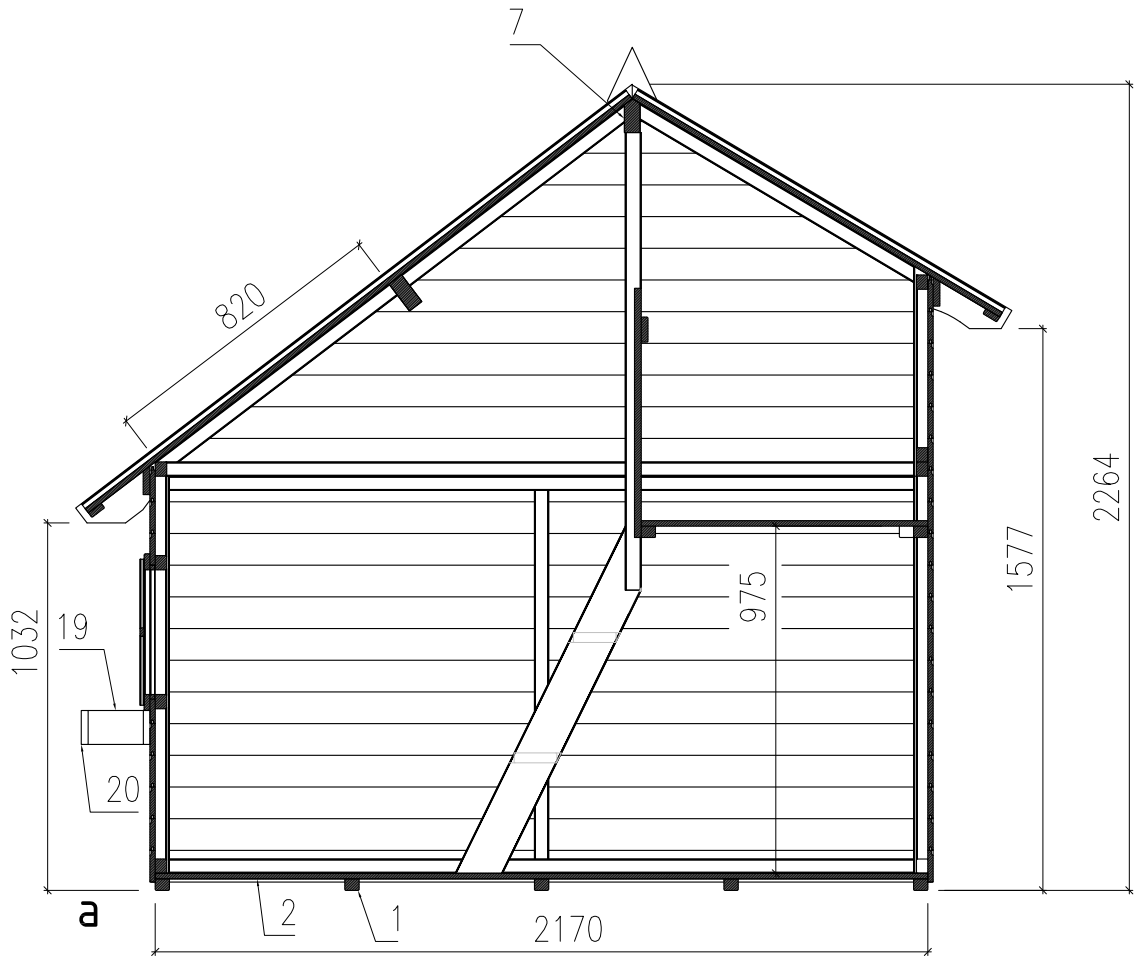
Before screwing, please drill hole in order to avoid cracks in the wood.

All projecting screws and sharp edges must be panned smooth immediately after installation to avoid potential injuries.

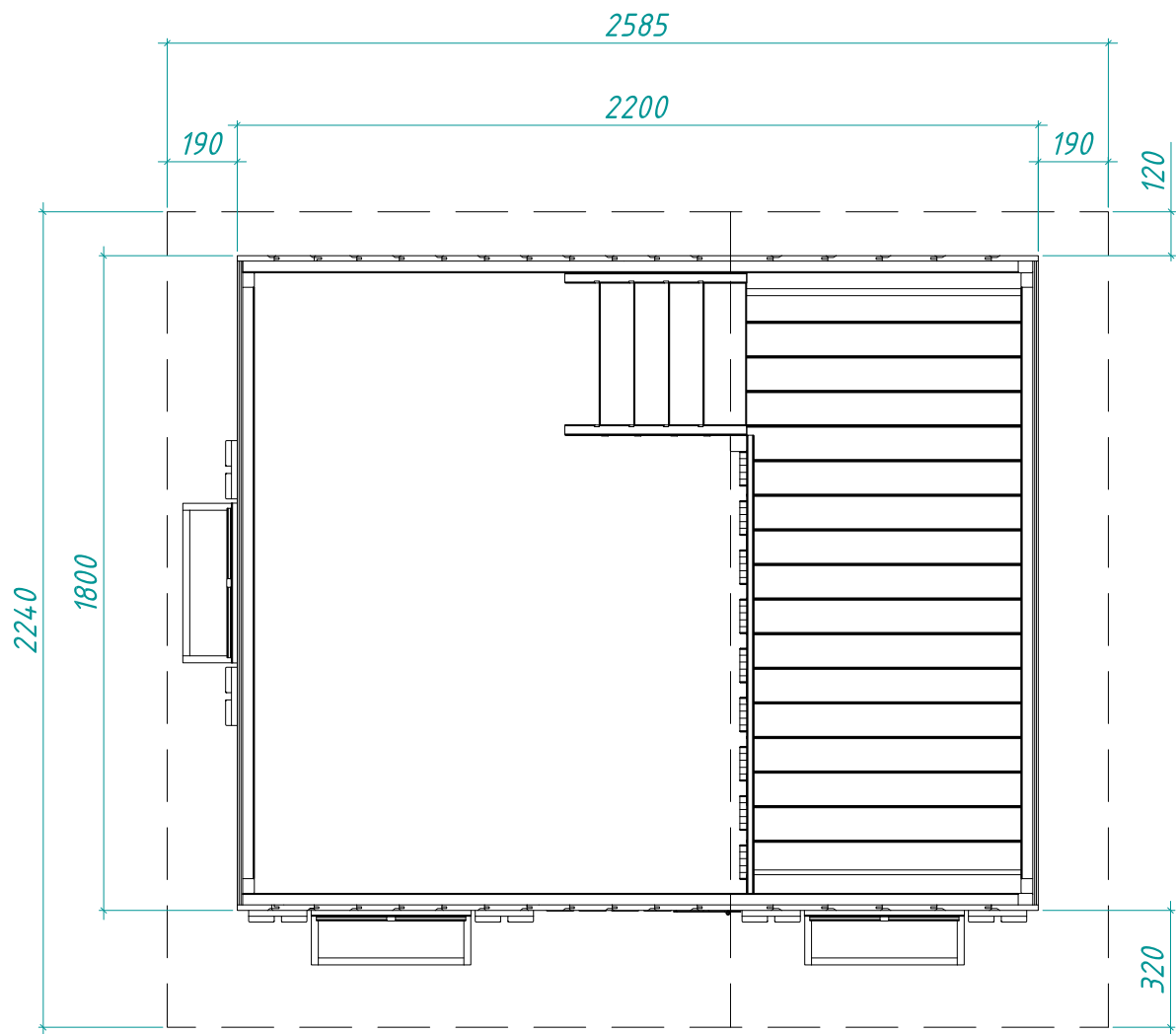
Level the ground and install the foundation joists according to the drawing below:

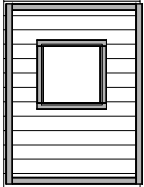
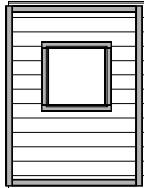
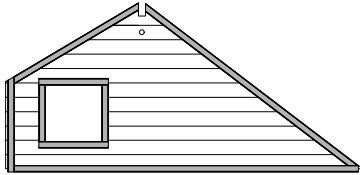

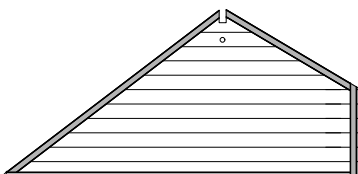
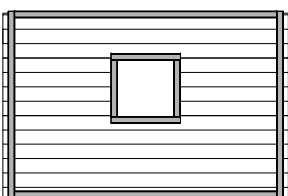




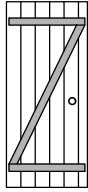
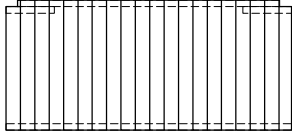
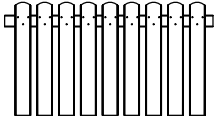

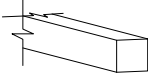
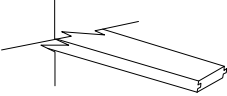



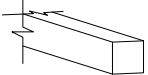
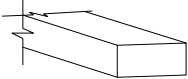
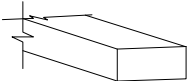


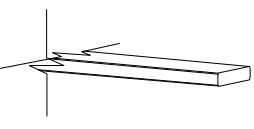
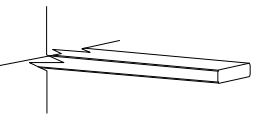
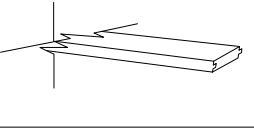
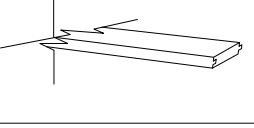
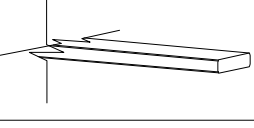
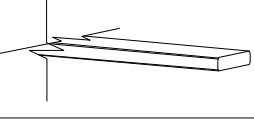
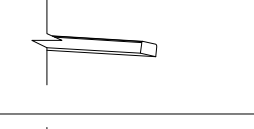
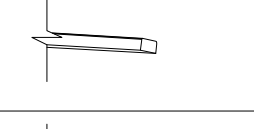
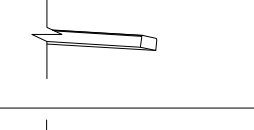
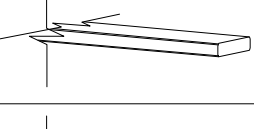
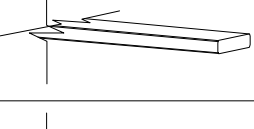
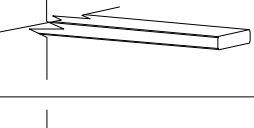
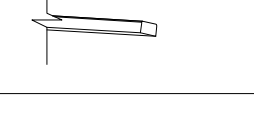
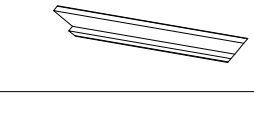


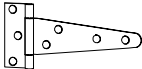


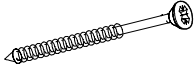




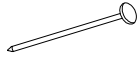

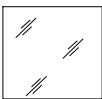




EL1		845 x 1167 x 48	1
EL2		845 x 1167 x 48	1
EL3		2200 x 1047 x 48	1
EL4		2200 x 1167 x 48	1
EL5		2200 x 1047 x 48	1
EL6		1768 x 1180 x 48	1
EL7		1768 x 1180 x 48	1
EL8		1768 x 548 x 48	1

EL9		482 x 1150 x 48	1
EL10		805 x 1768 x 48	1
EL11		1290 x 700 x 35	1
EL12		160 x 440 x 32	8
1		32 x 40 x 1768	5
2		16 x 89 x 2170	20
3		28 x 120 x 1106	1
4		28 x 120 x 1106	1
5		28 x 120 x 400	3
6		45 x 45 x 1285	1
7		44 x 95 x 2200	1
8		44 x 95 x 1768	1

9		80 x 19 x 2200	1
10		80 x 19 x 2200	1
11		16 x 89 x 1920	25
12		16 x 89 x 1200	25
13		16 x 120 x 1965	2
14		16 x 120 x 1240	2
15		16 x 45 x 1965	2
16		16 x 45 x 1240	2
17		16 x 45 x 2200	2
18		19 x 120 x 270	2
19		19 x 95 x 193	6
20		19 x 95 x 400	9
21		12 x 24 x 410	8
22		29 x 45 x 435	16

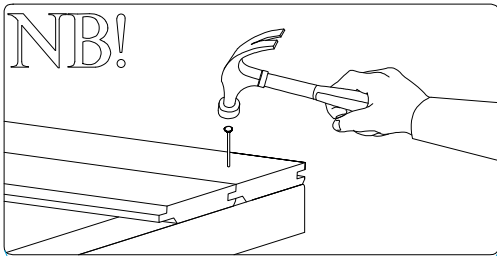
F1		150 mm	2
F3		45 x 15 x 13	1
F4		40 x 40 x 40	8
F5		Ø 4.5 x 70	90
F6		Ø 4.5 x 50	54
F7		Ø 3.5 x 40	76
F8		Ø 3.5 x 30	64
F9		Ø 3 x 16	34
F10		Ø 2.5 x 50	225
F11		1.4 x 40	64
F12		370 x 370 x 1.5	4



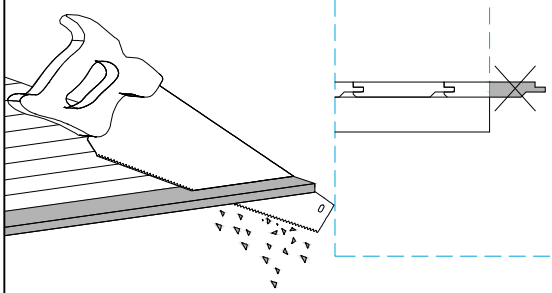
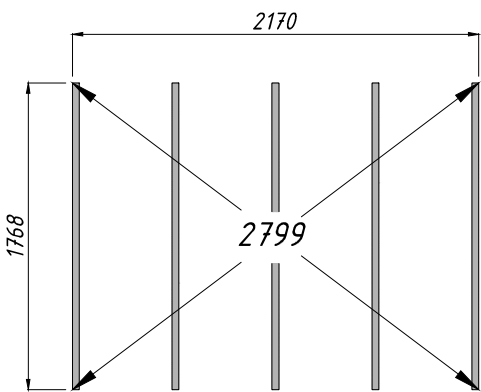
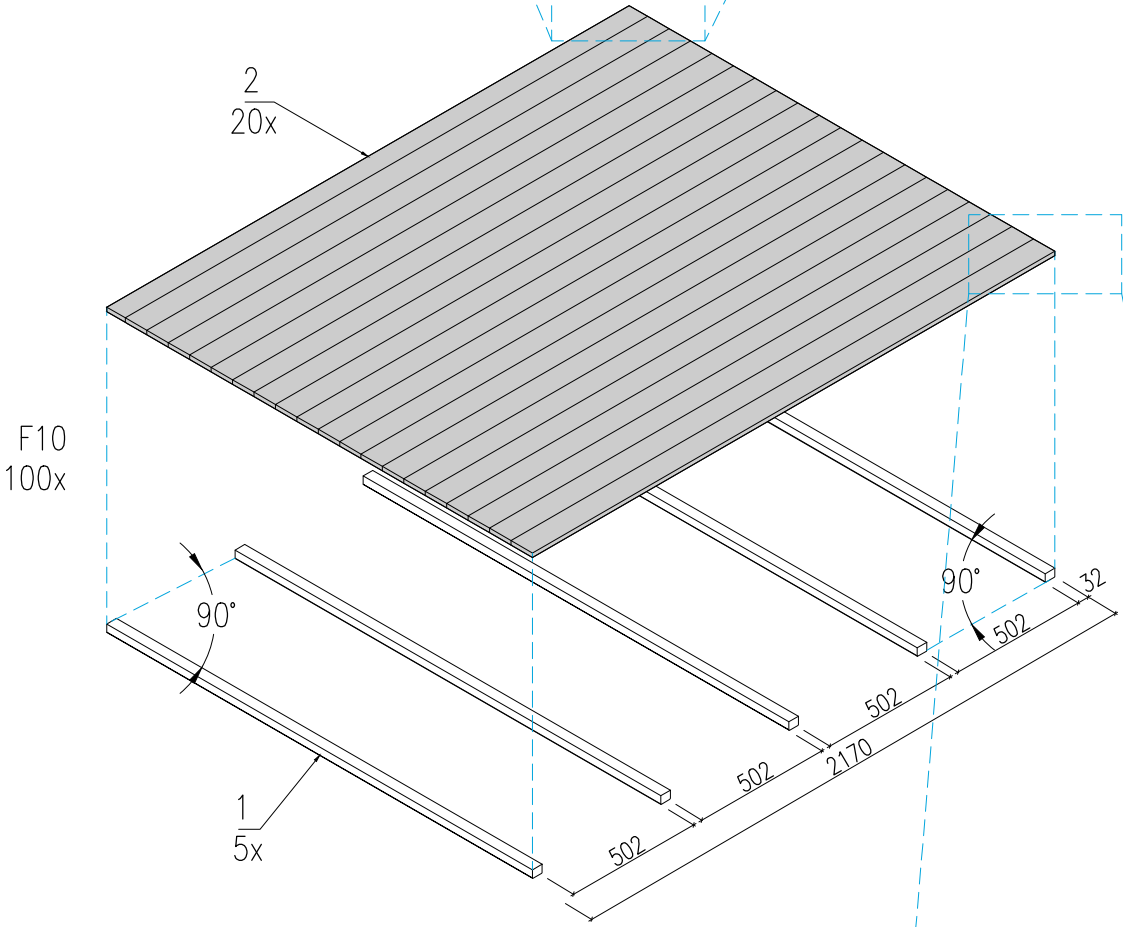
## 2. Assembly manual. ELBD 16-2218



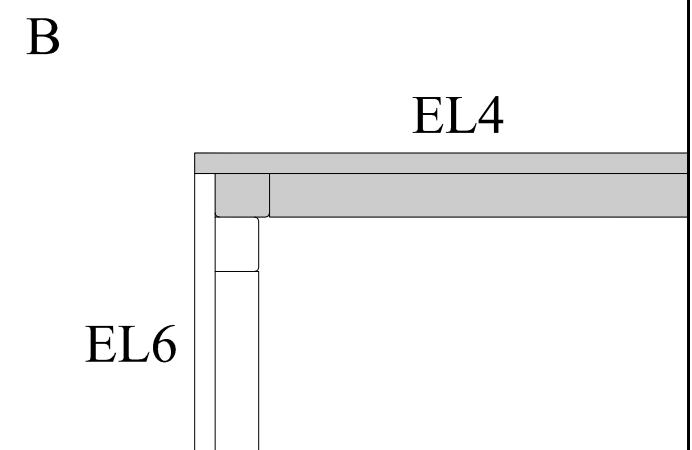
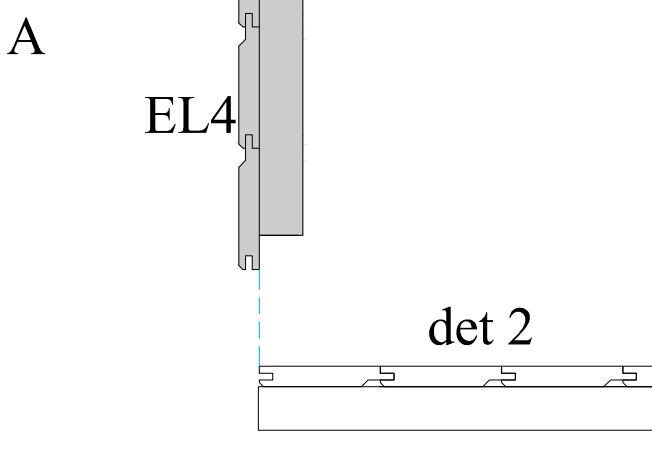
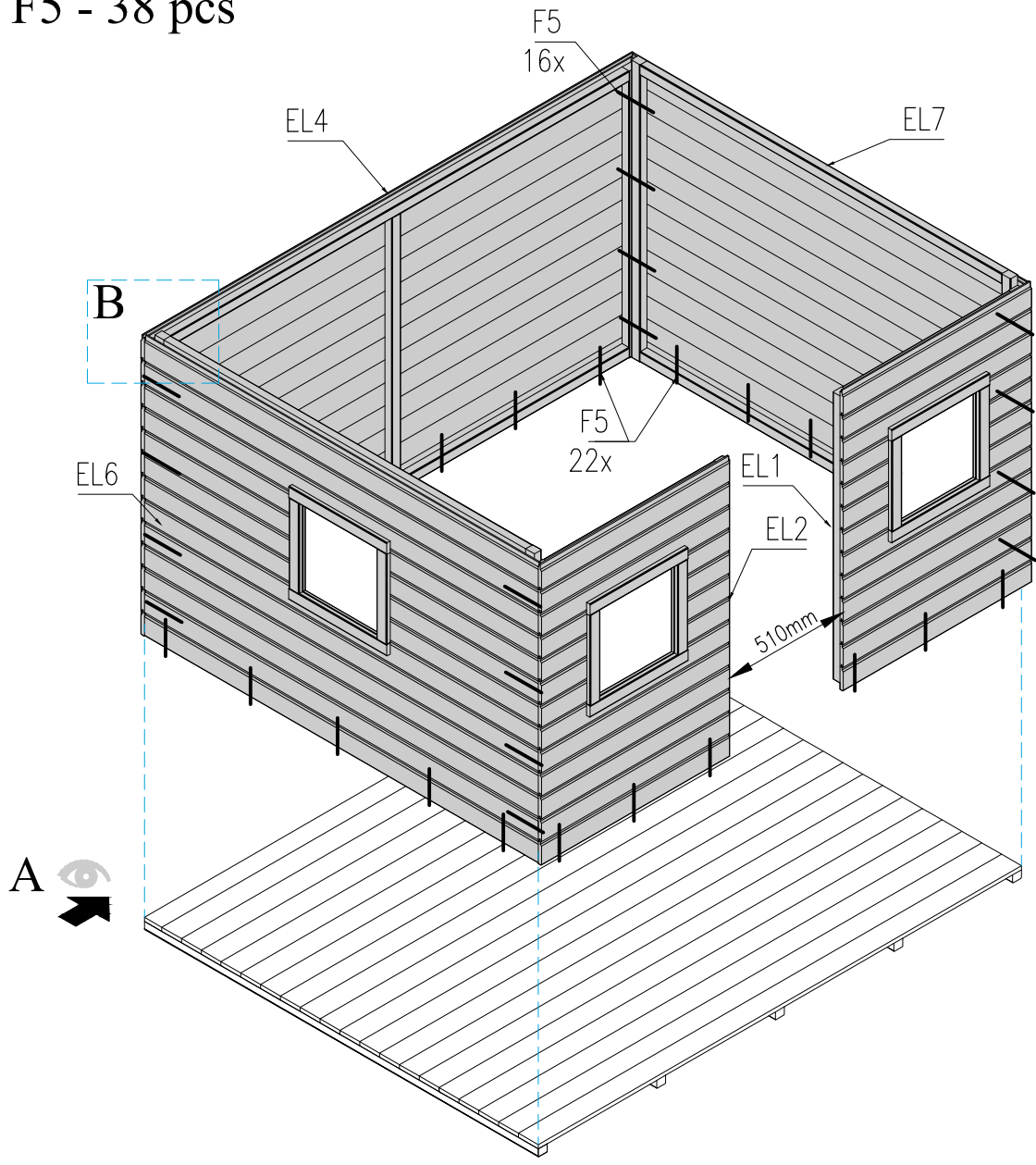
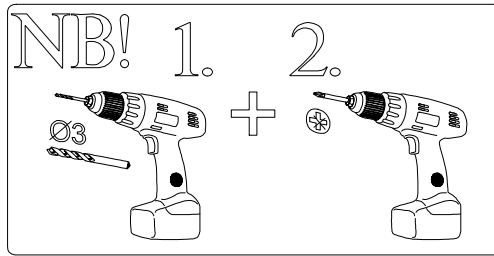
det 1 - 5 pcs  
det 2 - 20 pcs  
F10 - 100 pcs



1

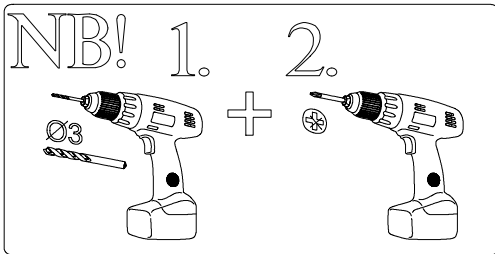


- EL1 - 1 pcs
- EL2 - 1 pcs
- EL4 - 1 pcs
- EL6 - 1 pcs
- EL7 - 1 pcs
- F5 - 38 pcs

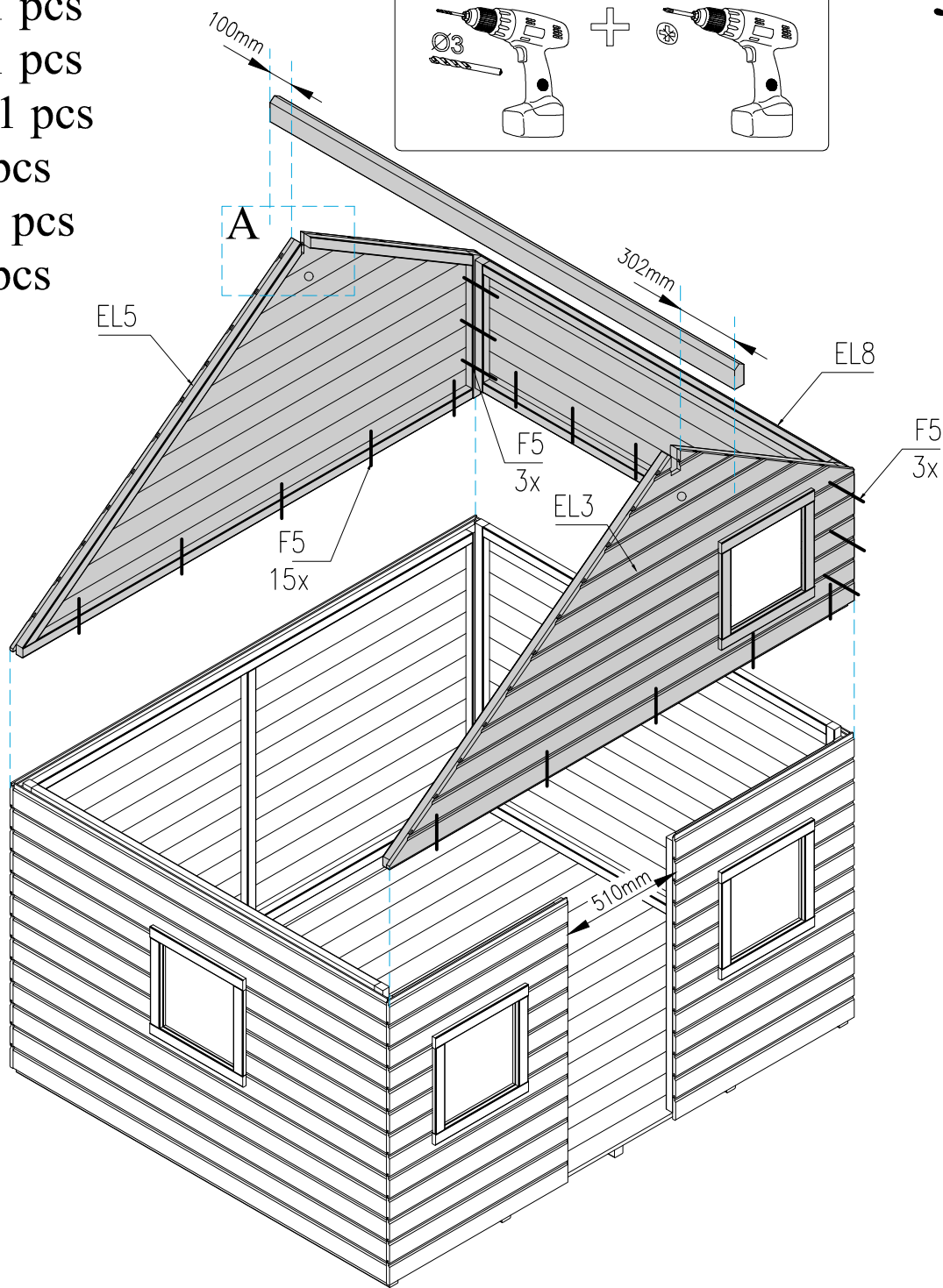




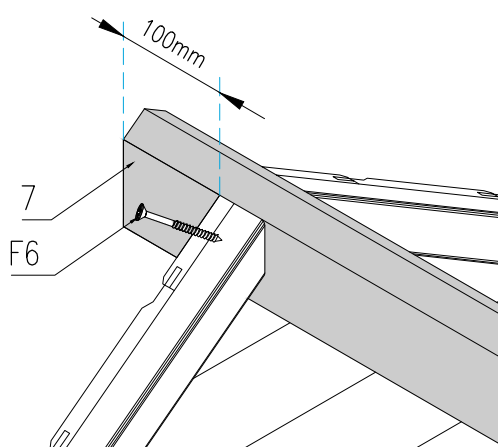
- EL3 - 1 pcs
- EL5 - 1 pcs
- EL8 - 1 pcs
- det 7 - 1 pcs
- F3 - 1 pcs
- F5 - 21 pcs
- F6 - 2 pcs



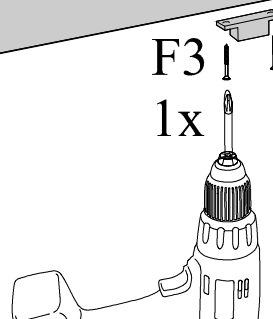
3



A



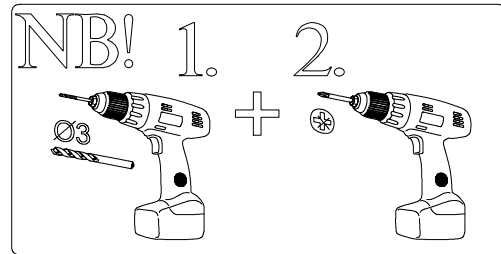
EL3



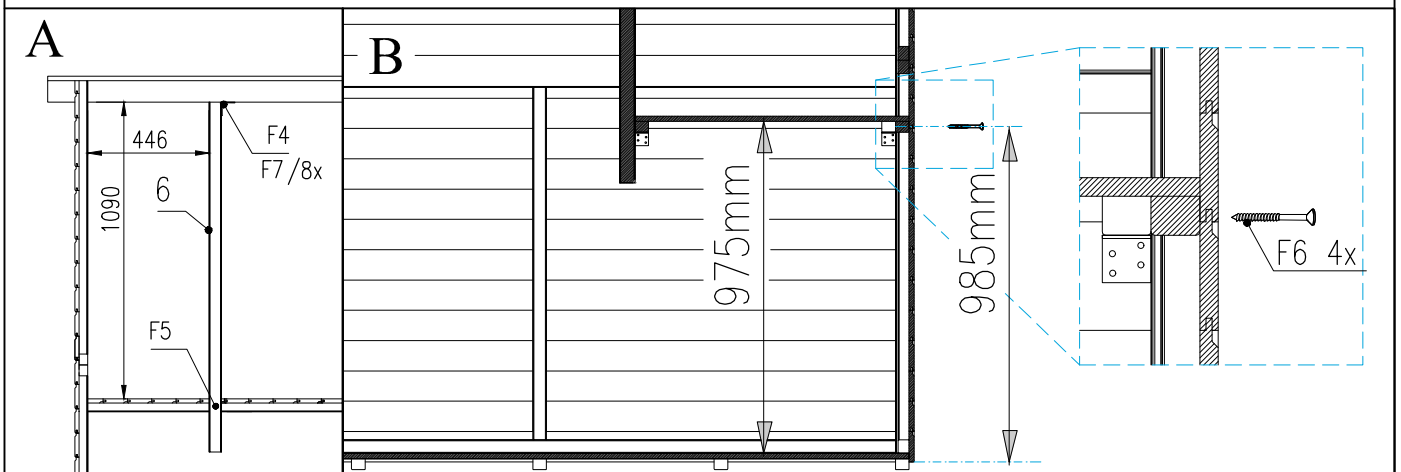
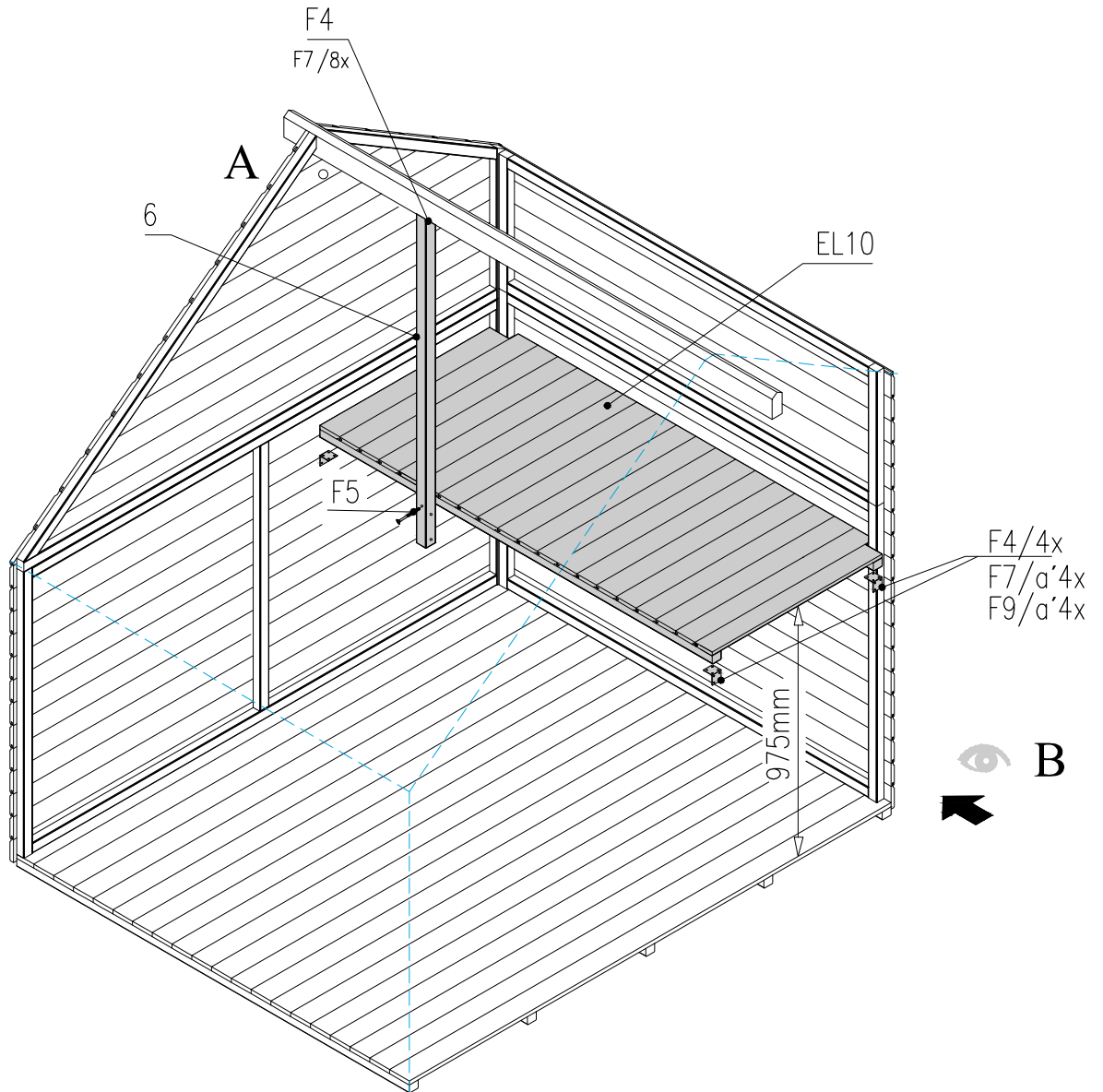
EL2

EL10 - 1 pcs  
 det 6 - 1 pcs  
 F4 - 5 pcs  
 F5 - 1 pcs  
 F6 - 4 pcs

F7- 24 pcs  
 F9- 16 pcs

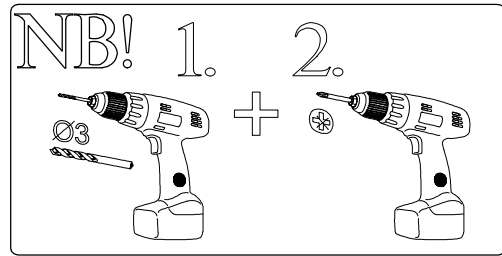


4

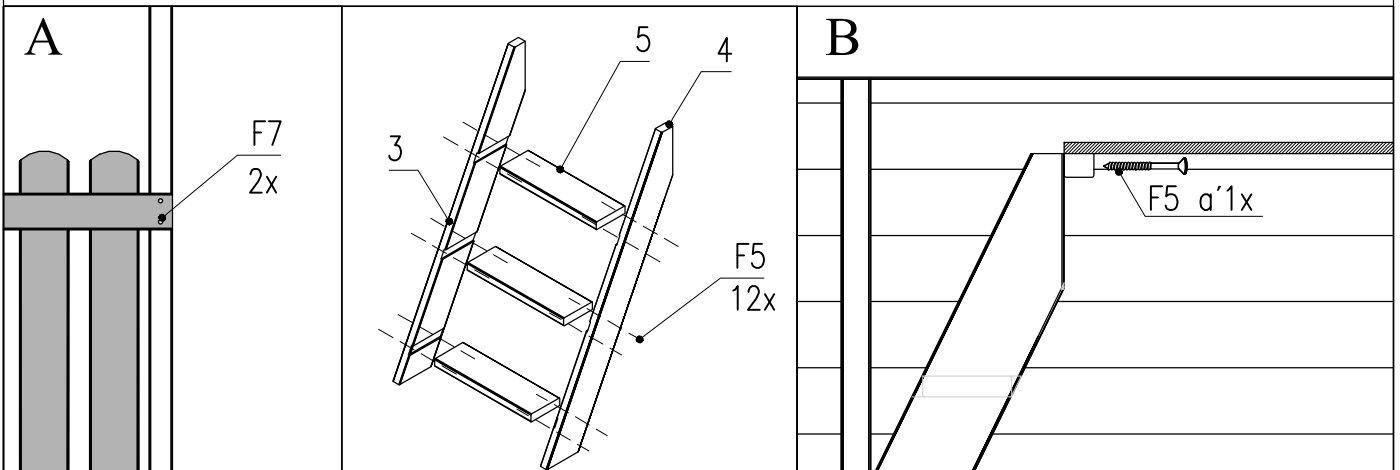
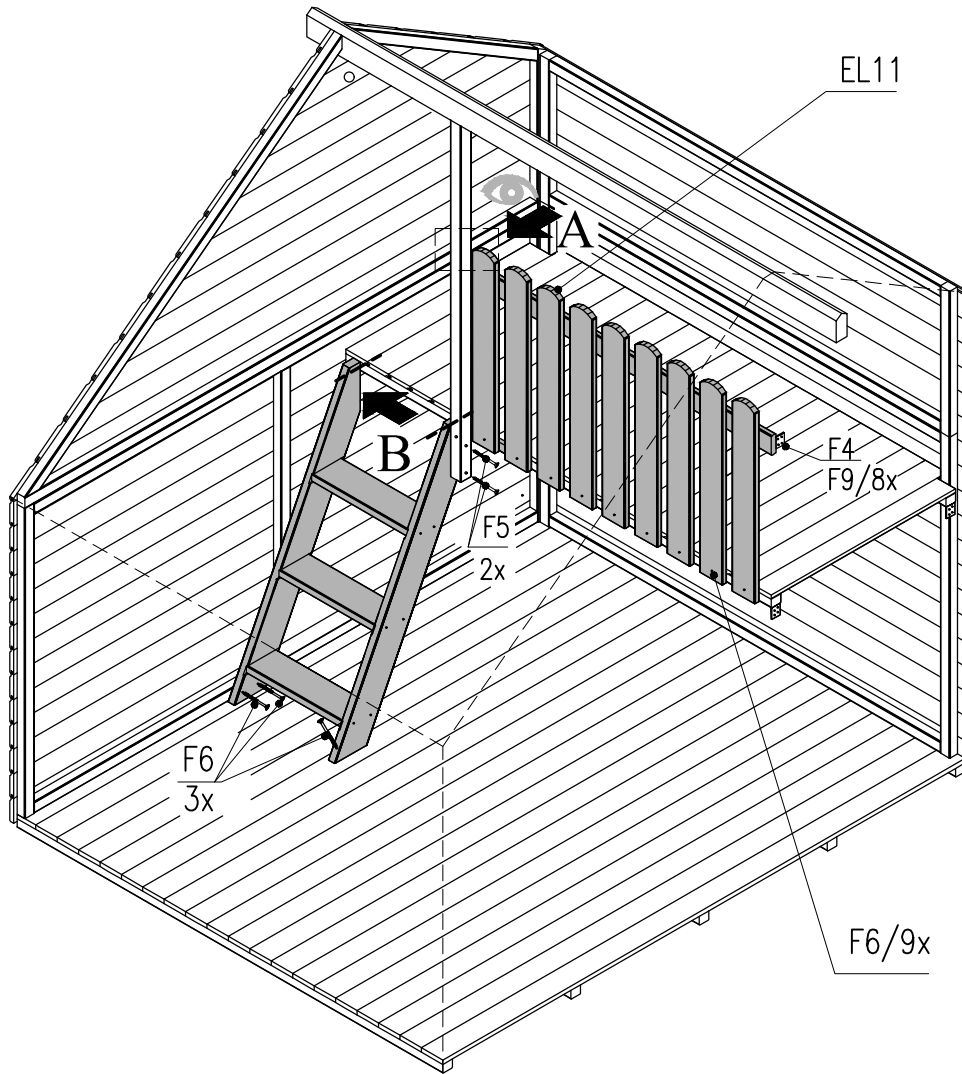


EL11 - 1 pcs  
 det 3 - 1 pcs  
 det 4 - 1 pcs  
 det 5 - 3 pcs  
 F4 - 1 pcs  
 F5 - 16 pcs  
 F6 - 12 pcs

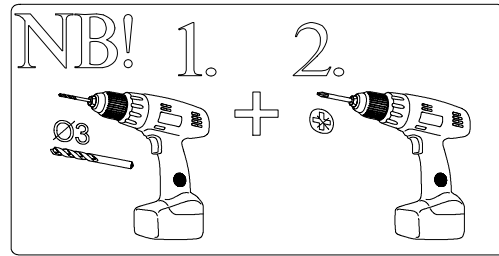
F7- 2 pcs  
 F9- 8 pcs



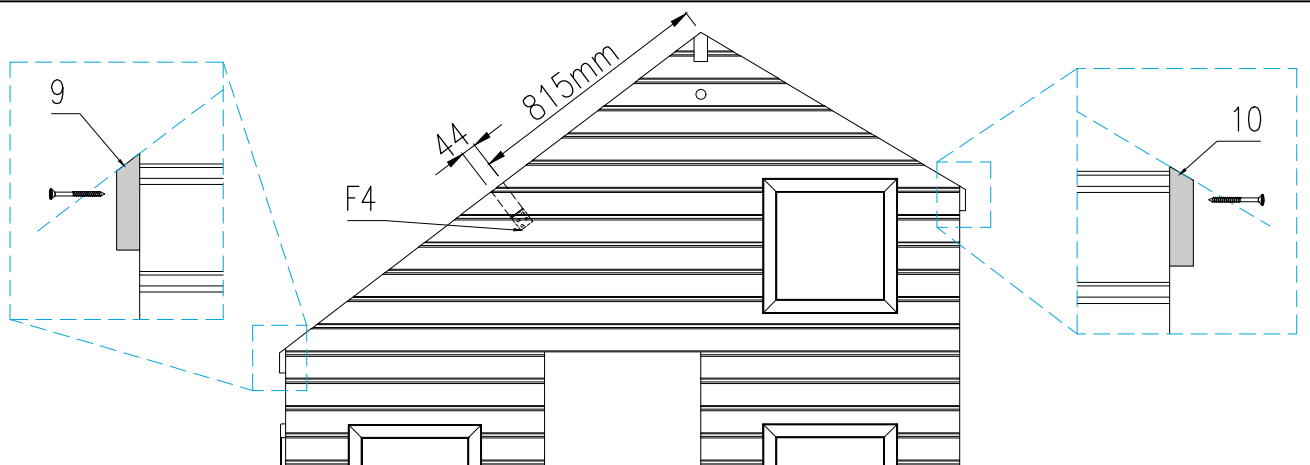
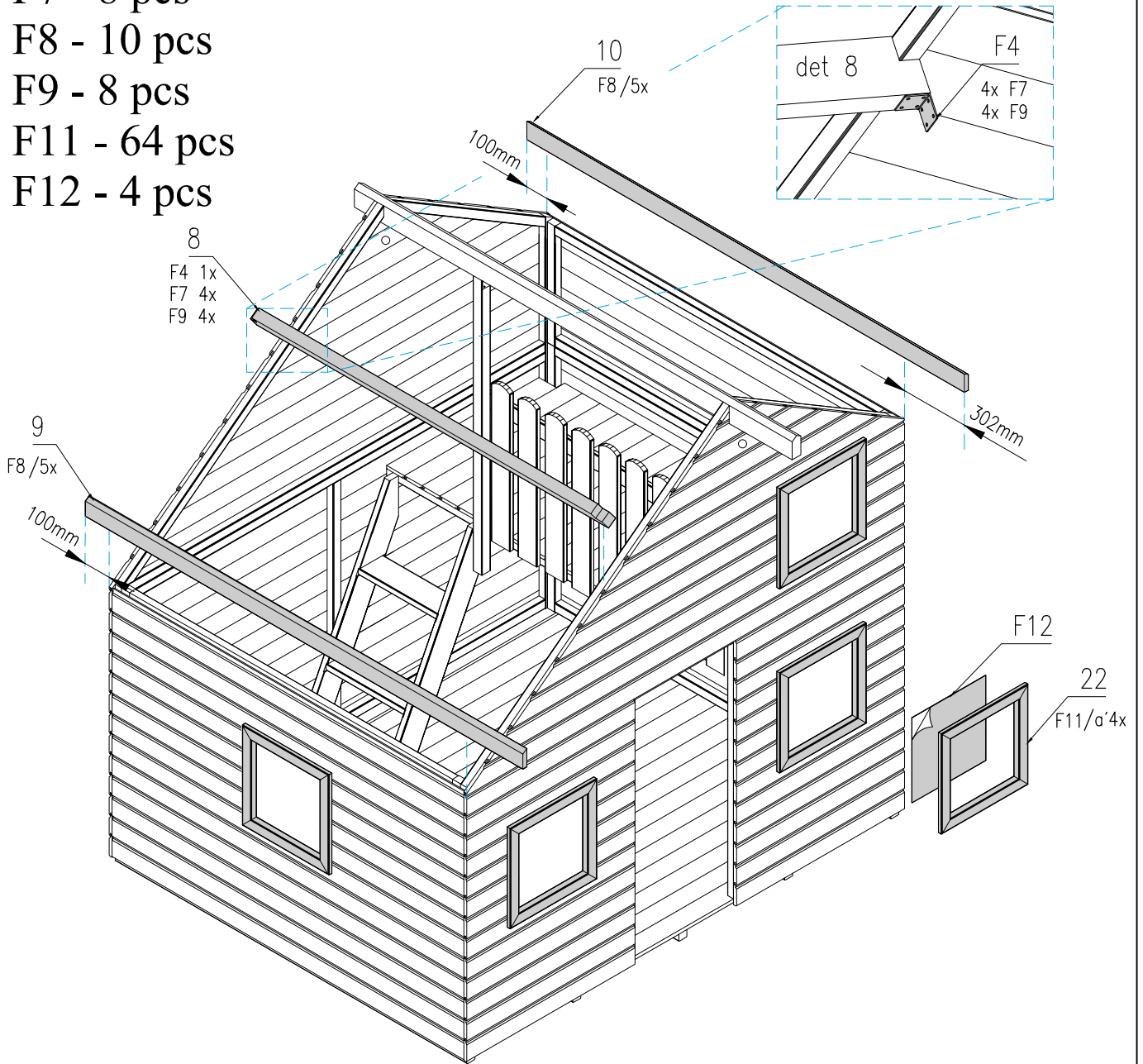
5



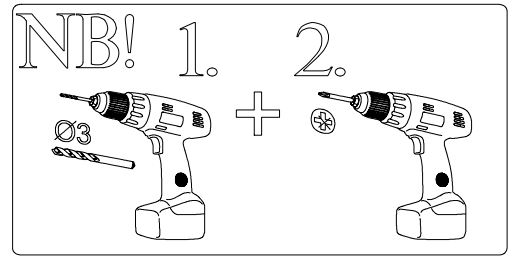
- det 8 - 1 pcs
- det 9 - 1 pcs
- det 10 - 1 pcs
- det 22 - 16 pcs
- F4 - 2 pcs
- F7 - 8 pcs
- F8 - 10 pcs
- F9 - 8 pcs
- F11 - 64 pcs
- F12 - 4 pcs



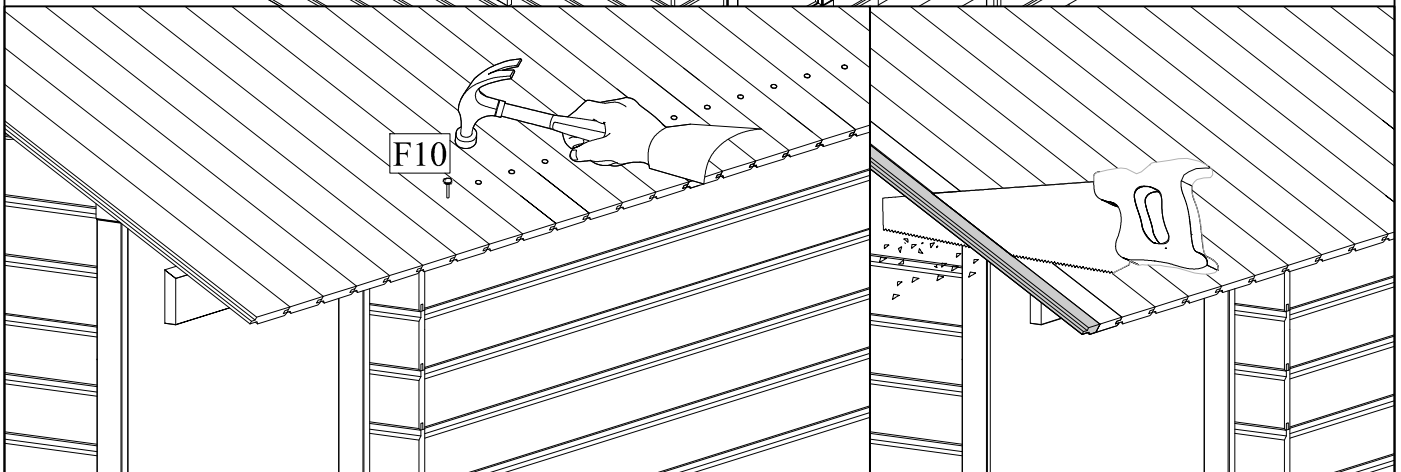
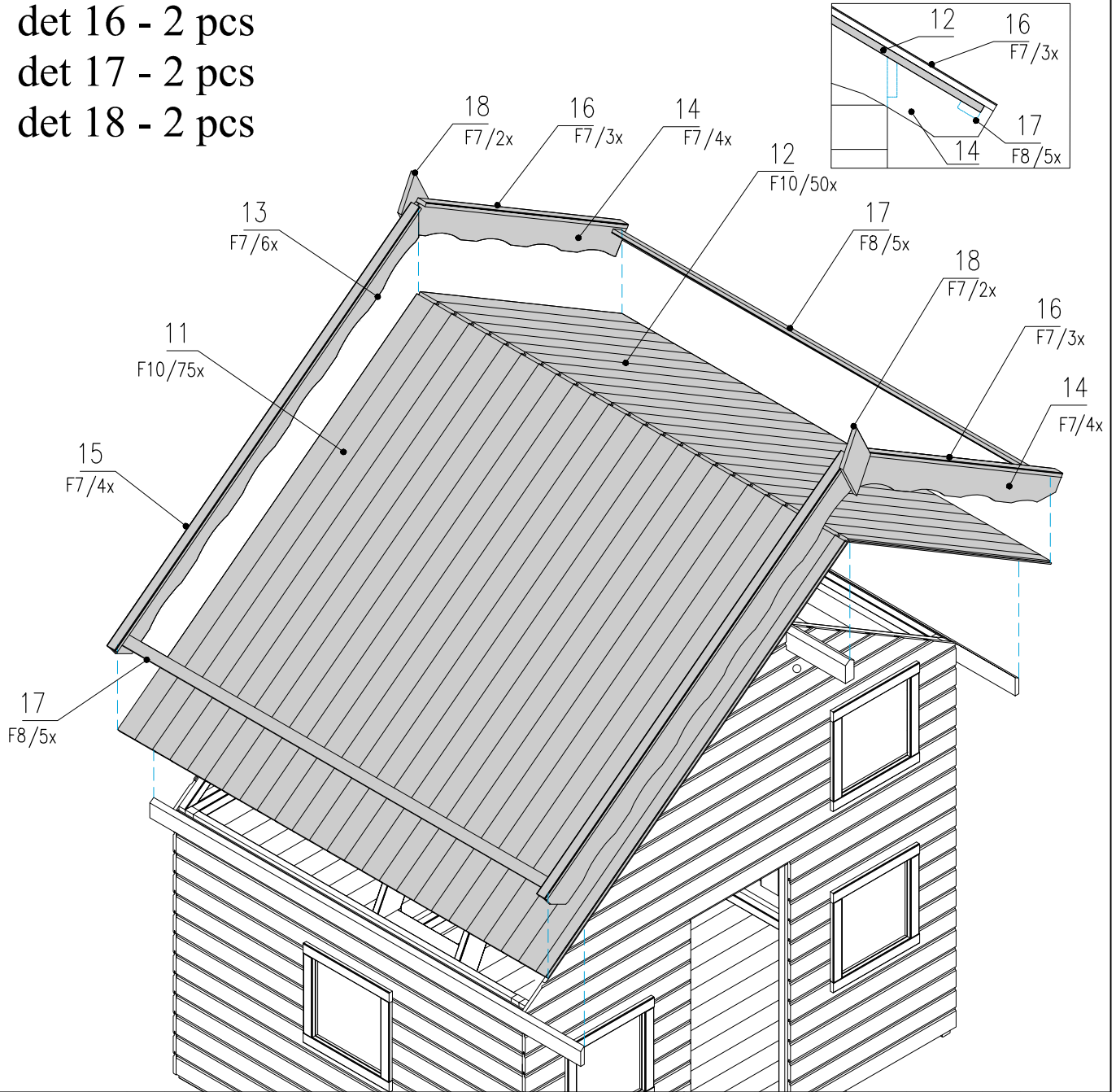
6



- det 11 - 25 pcs
  - det 12 - 25 pcs
  - det 13 - 2 pcs
  - det 14 - 2 pcs
  - det 15 - 2 pcs
  - det 16 - 2 pcs
  - det 17 - 2 pcs
  - det 18 - 2 pcs
- F7 - 40 pcs
  - F8 - 10 pcs
  - F10 - 125 pcs



7



EL 9 - 1 pcs

det 19 - 6 pcs

det 20 - 9 pcs

F1 - 2 pcs

F3 - 1 pcs

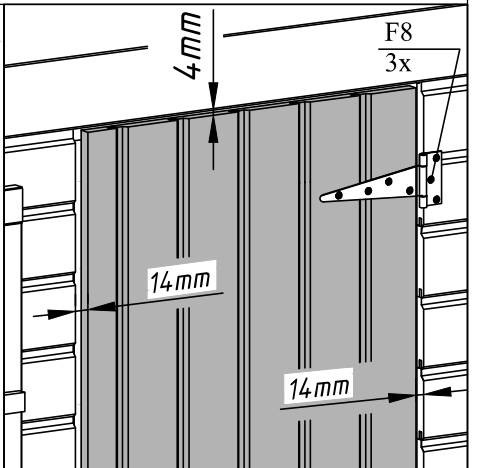
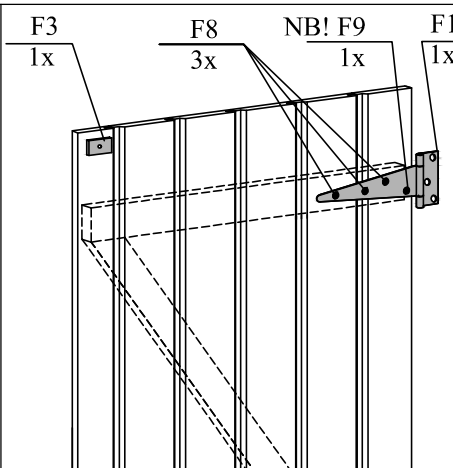
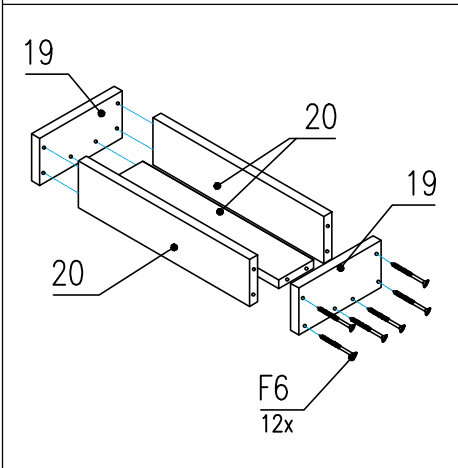
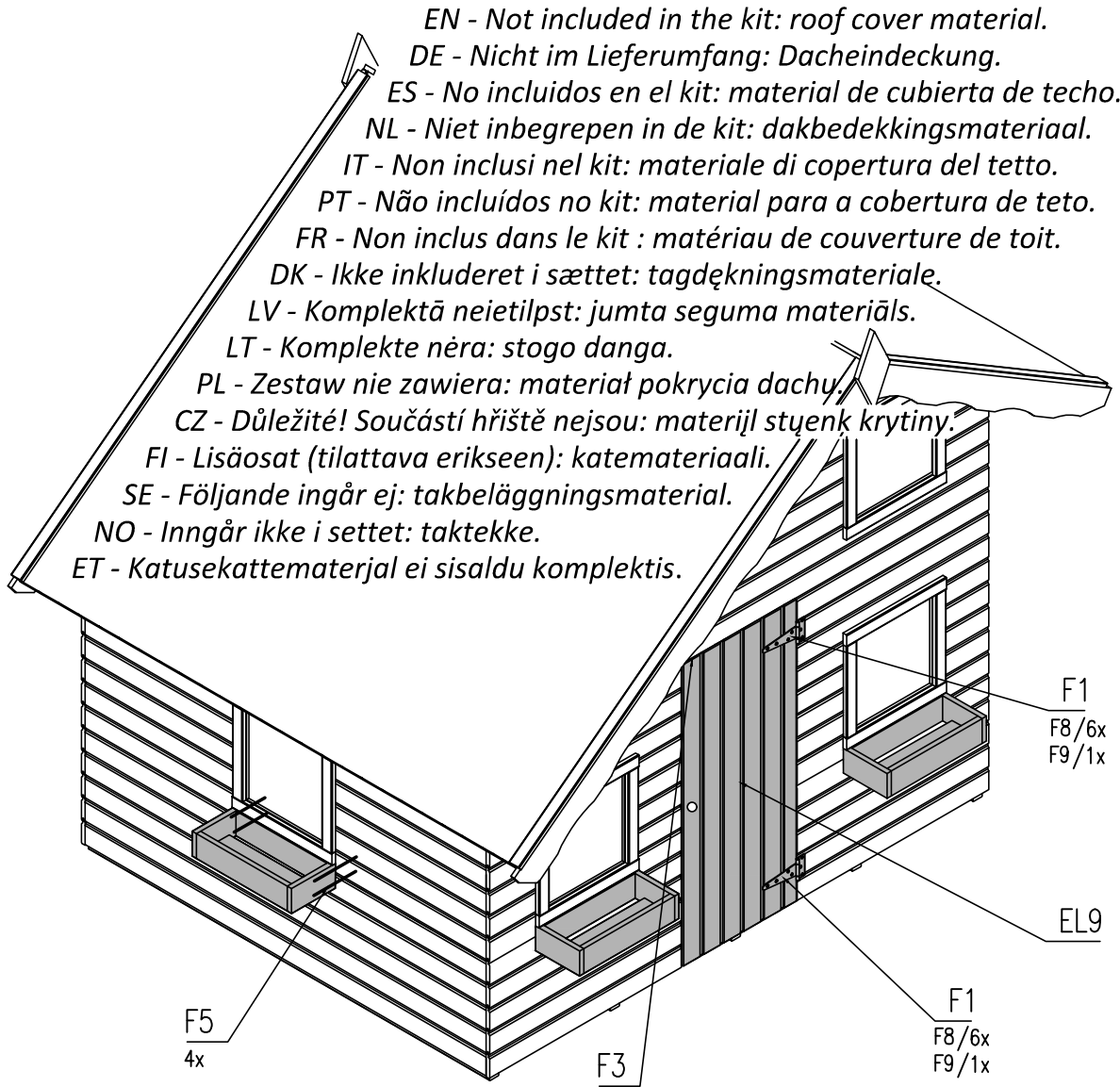

F5 - 12 pcs

F6 - 36 pcs

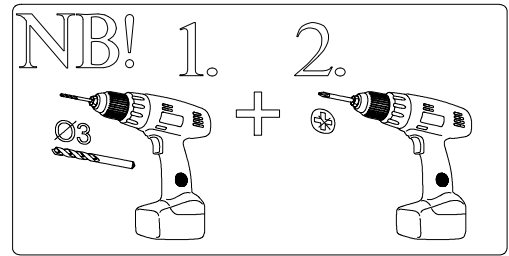
F7 - 2 pcs

F8 - 12 pcs

F9 - 2 pcs



EL 12 - 8 pcs  
det 21 - 8 pcs  
F8 - 32 pcs



9

