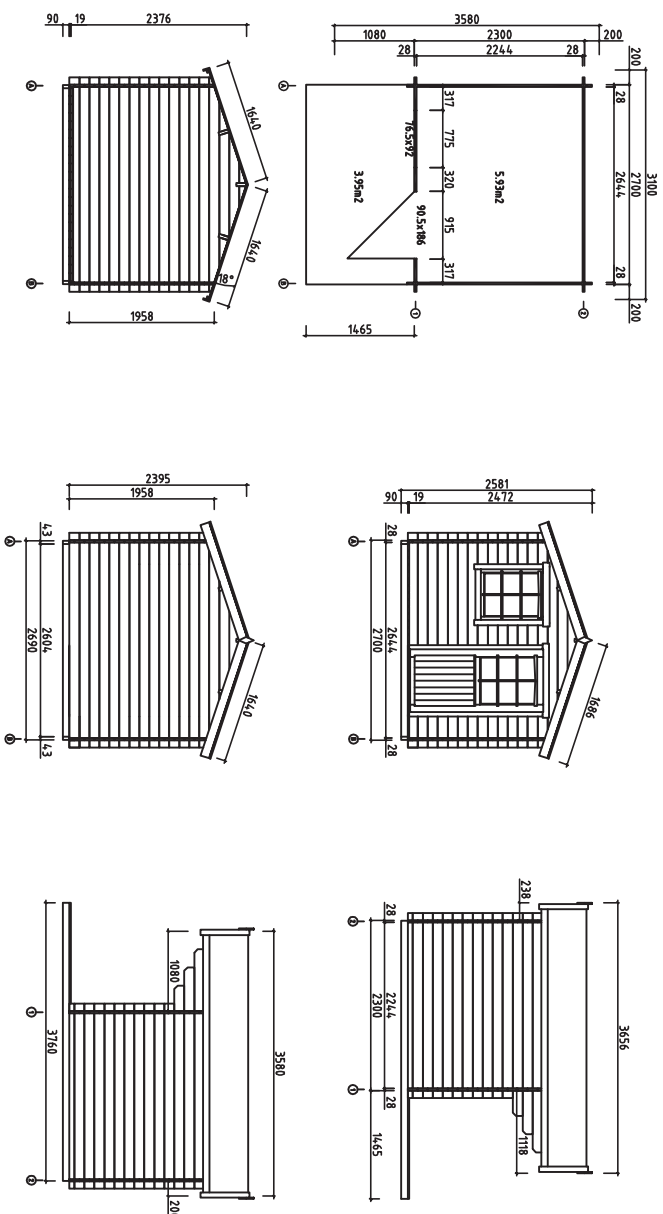



P2723-28 Hans

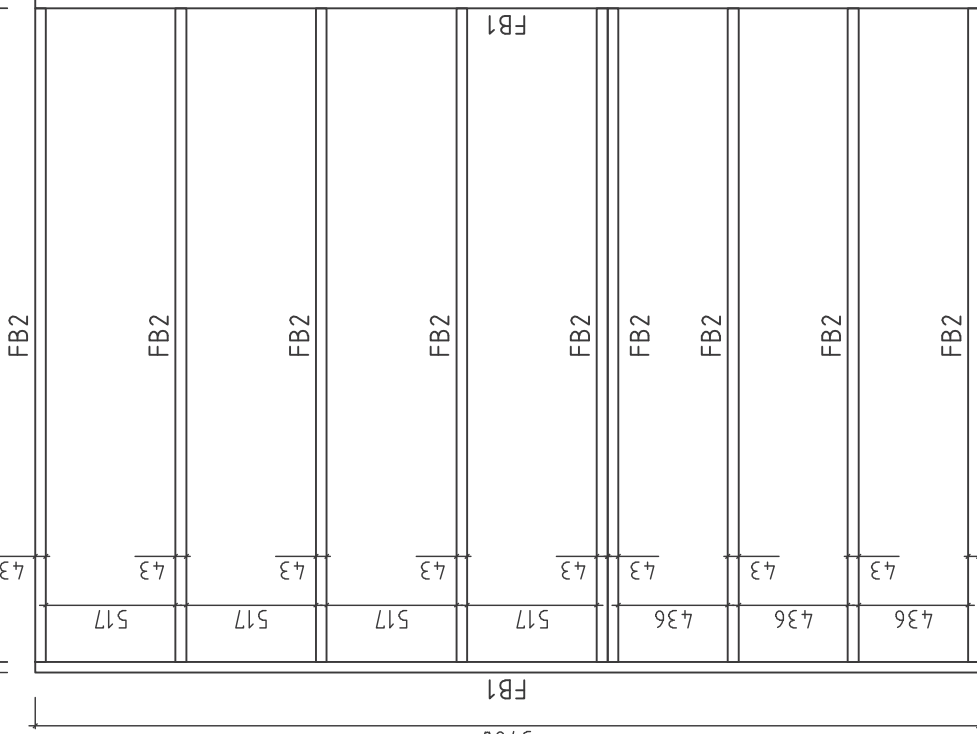
Views and ground plan - Julkisivut ja pohjapiirustus - Fasader och grundplan



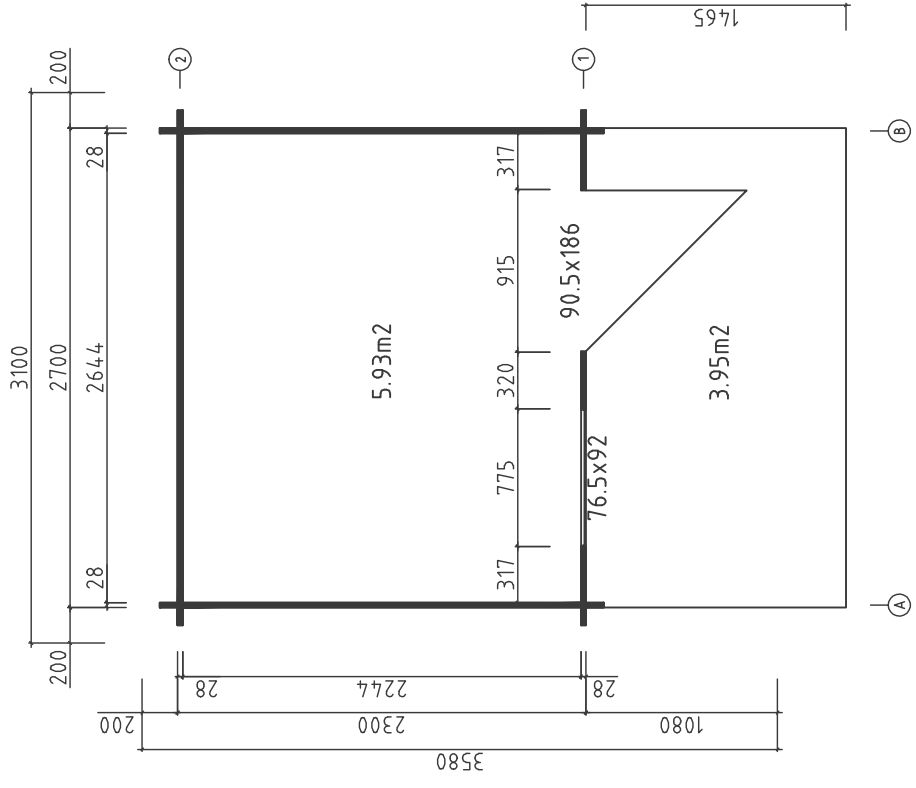
Roof Pmax=110kg/m²
V 1.0

		House	Sheet
P2723-28 Hans		2	
Drawing	Views-kuvat-sedd	Scale	1:100
Material	28x135	Date	29.03.2016
Drawer	File P2723-28 Hans views.dwg		

2690
2604
43
43
43

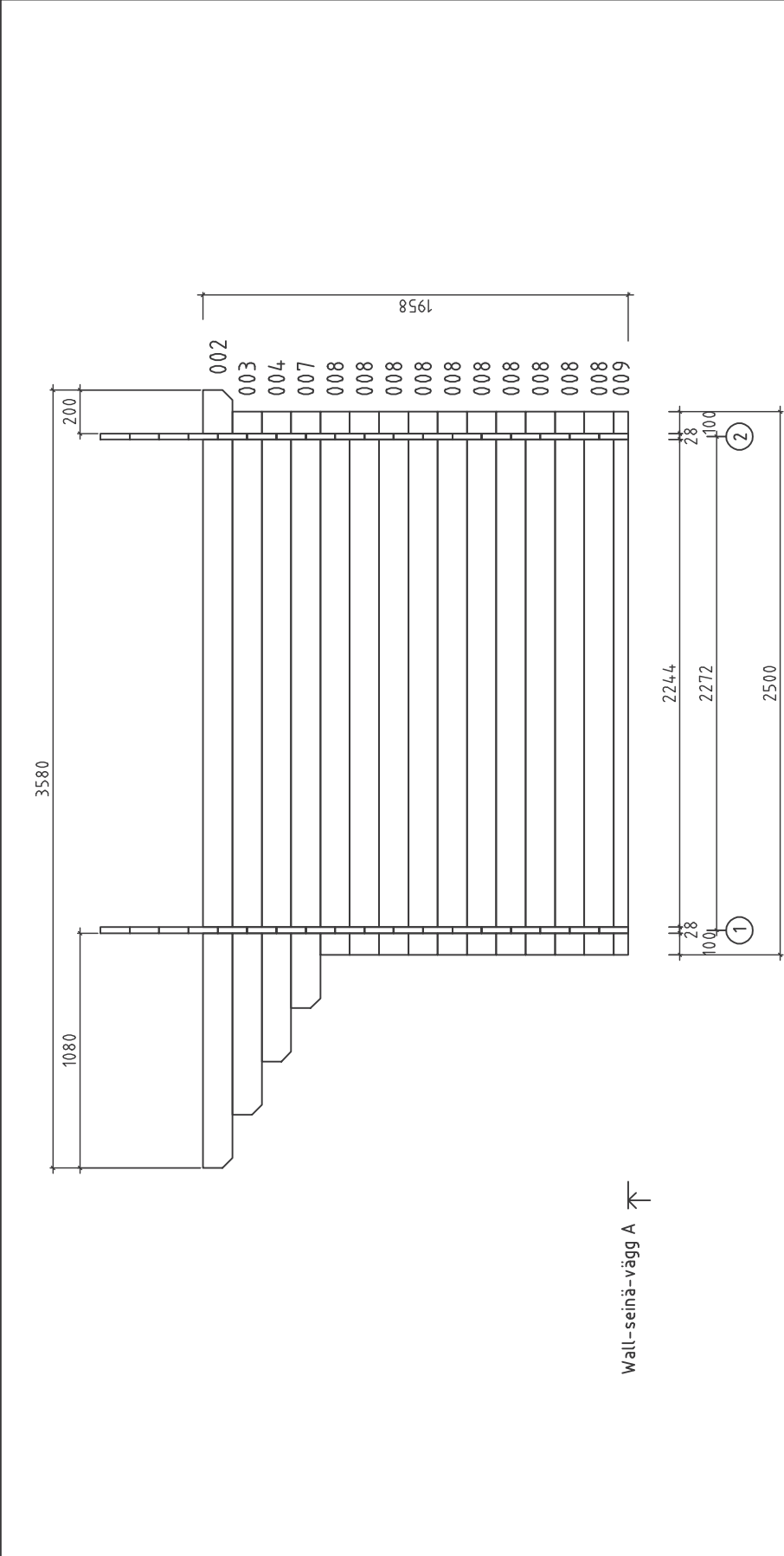


House	P2723-28 Hans	Sheet	3
Drawing	Floorbeams-lattiapalkit-golvbjäklar	Scale	1:25
Material	43x90	Date	06.12.2013
Drawer		File	P2723-28 Hans.dwg




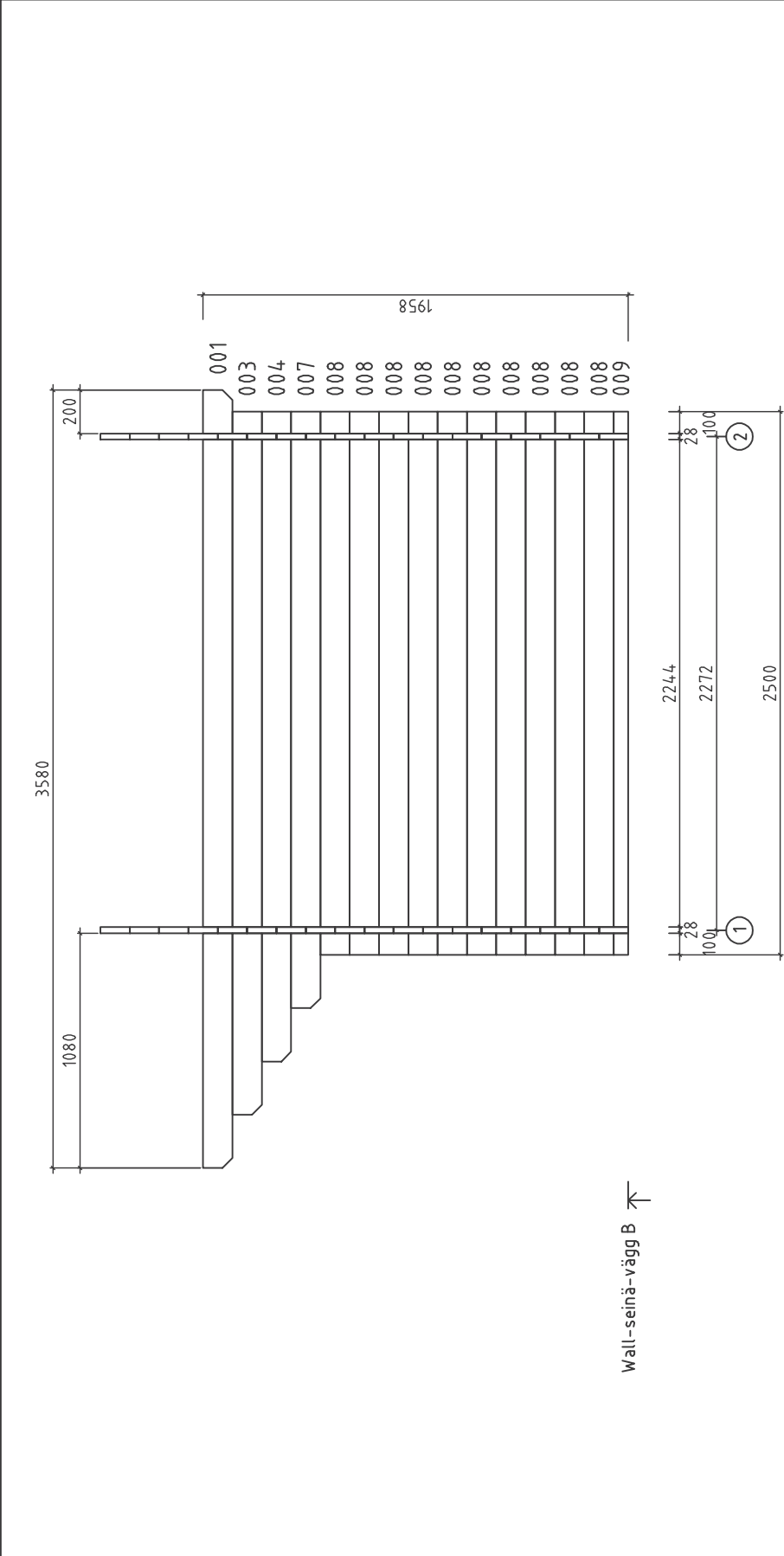
Polhus

Heure	P2723-28 Hans	Sheet	4
Projet	Grundplan-pohjapiirustus-grundplan	Scale	1:25
Näköid	28x135	Date	06.12.2013
Projeur		File	P2723-28 Hans.dwg



Wall-seinä-vägg A ↗

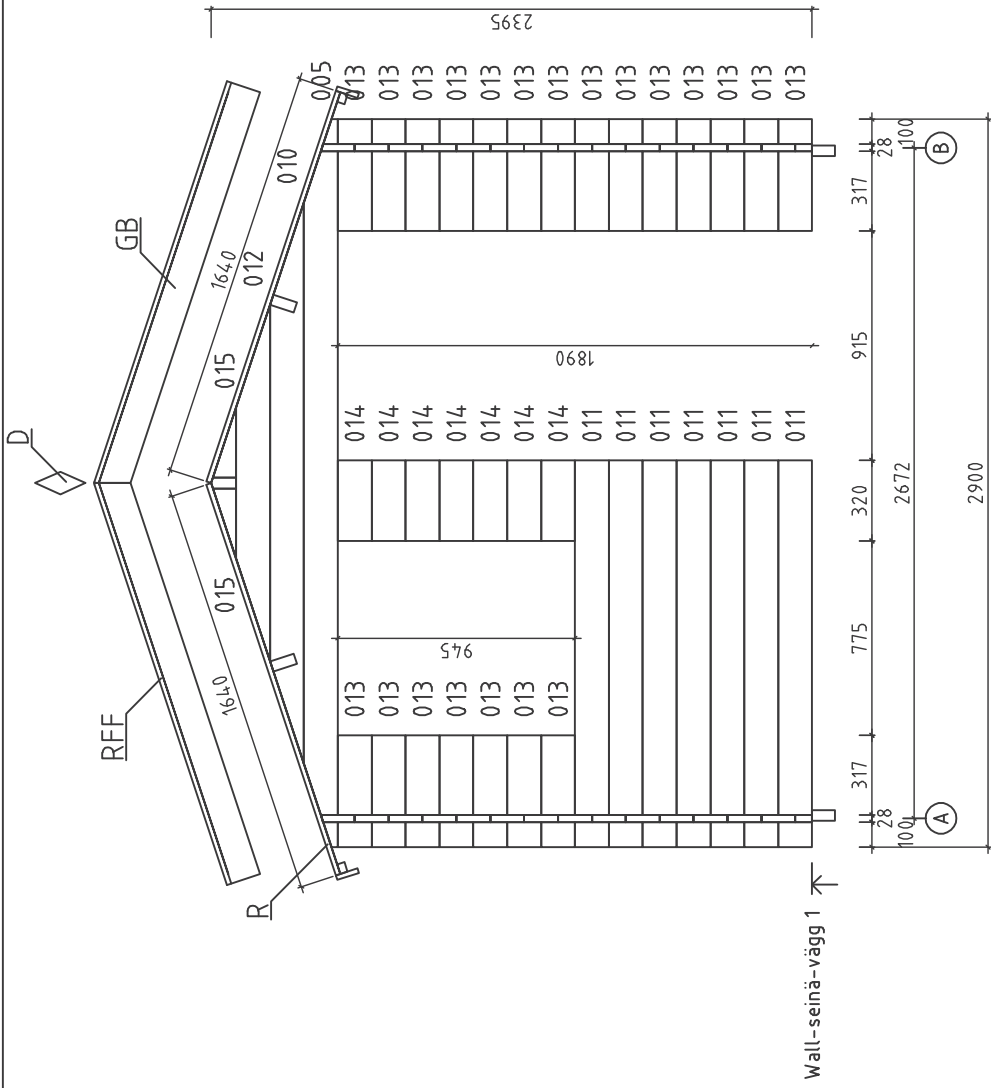
	House	P2723-28 Hans	Sheet	5
	Drawing	Wall-seinä-vägg A	Scale	1:25
	Material	28x135	Date	06.12.2013
	Drawer		File	P2723-28 Hans.dwg




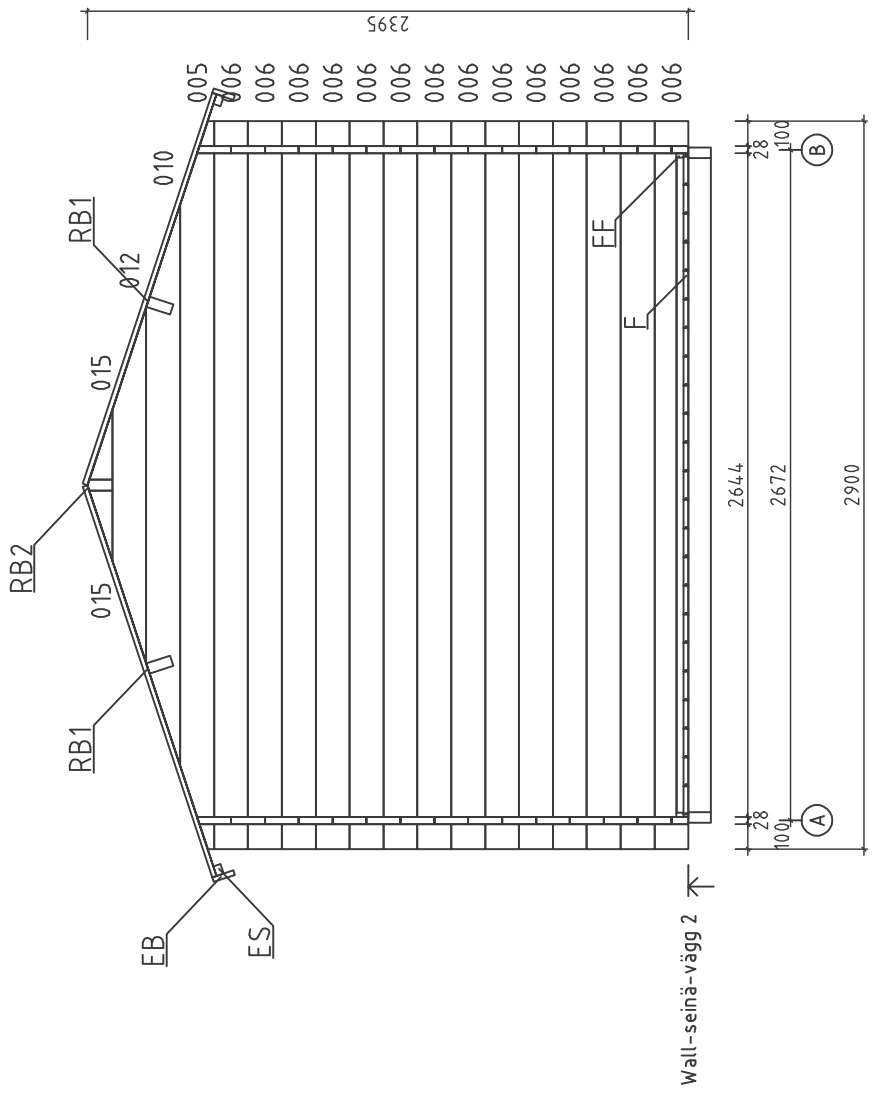
Wall-seinä-vägg B ↗






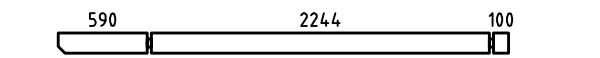
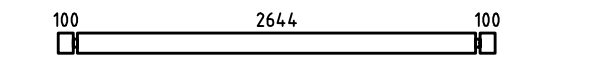
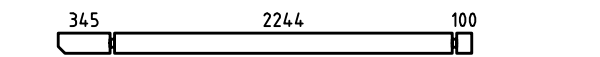

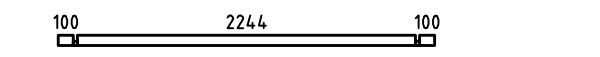



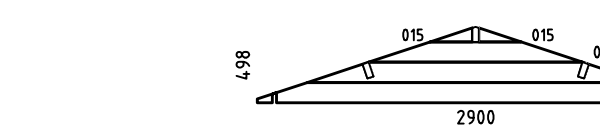
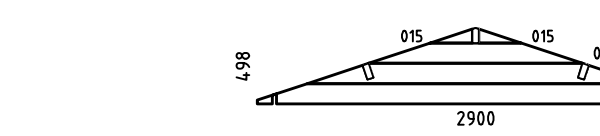
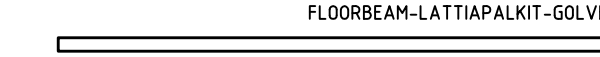




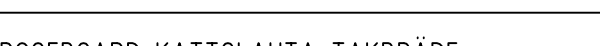

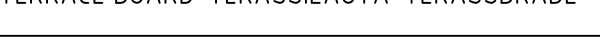
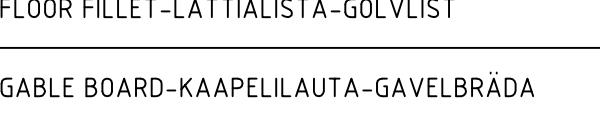
House	P2723-28 Hans	Sheet	6
Drawing	Wall-seinä-vägg B	Scale	1:25
Material	28x135	Date	06.12.2013
Drawer	File P2723-28 Hans.dwg		



House	P2723-28 Hans	Sheet	7
Drawing	Wall-seinä-vägg 1	Scale	1:25
Material	28x135	Date	06.12.2013
Drawer	File P2723-28 Hans.dwg		



House	P2723-28 Hans	Sheet	8
Drawing	Wall-seinä-vägg 2	Scale	1:25
Material	28x135	Date	06.12.2013
Drawer		File	P2723-28 Hans.dwg

Pos	P2723-28 Hans	Pcs.	Profile (mm)	L (mm)
001		1	28x135	3580
002		1	28x135	3580
003		2	28x135	3235
004		2	28x135	2990
006	 +1= EXTRA PROFILE	14+1	28x135	2900
007		2	28x135	2745
008		20	28x135	2500
009		2	28x68	2500
011		7	28x135	1540
013		21	28x135	445
014		7	28x135	320
W1-1		1	28x498	2900
W2-1		1	28x498	2900
FB1	FLOORBEAM-LATTIAPALKIT-GOLVBJÄLKAR 	2	43x90	3760
FB2	FLOORBEAM-LATTIAPALKIT-GOLVBJÄLKAR 	9	43x90	2604
RB1	ROOFBEAMS-KATTO-ORRET-TÄKASAR 	2	43x140	3580
RB2	ROOFBEAMS-KATTO-ORRET-TÄKASAR 	1	43x140	3580
F	FLOORBOARD-LATTIALAUTA-GOLVBRÄDE  88mm or -tai- eller 114mm	24+1 30+1	114x19 88x19	2235 2235
R	ROOFBOARD-KATTOLAUTA-TAKBRÄDE  88mm or -tai- eller 114mm	64 82	114x19 88x19	1640 1640
T	TERRACE BOARD-TERASSILAUTA-TERASSBRÄDE IMM 	30	90x19	1460
FF	FLOOR FILLET-LATTIALISTA-GOLVLIST 		18x30	9.8m
GB	GABLE BOARD-KAAPELILAUTA-GAVELBRÄDA 	4	19x120	1680














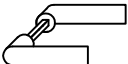


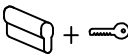
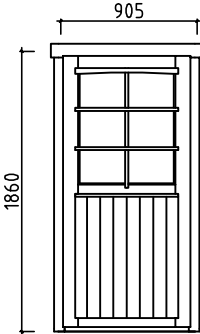
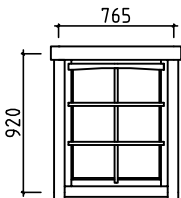
Polhus

Kood P2723-28 Hans

Materjal

File P2723-28 Hans.dwg

Leht 1/2

Pos	P2723-28 Hans	Pcs.	Profile (mm)	L (mm)
EB	EAVE BOARD-RÄYSTÄSLAUTA-TAKFOTBRÄDE 	2	19x90	3580
ES	EAVE SLAT-RÄYSTASLISTA-TAKFOTLIST 	2	30x40	3580
RFF	ROOF FELT FILLET - KATON PÄÄTYLAUTA - BRÄDE OVANPÅ GAVELBRÄDE 	4	19x70	1690
D	DECORATIVE - KORISTE - PRYDNADS 	2	19x90	200
	BOARD FOR ASSEMBLING - ASENNUSLAUTA - SLAGBRÄDE 	2	28x135	300
	NAILS - NAULAT - SPIKAR  FLOORBOARD - LATTIALAUTA - GOLVBRÄDE ROOFBOARD - KATTOLAUTAT - TAKBRÄDE	400	2,5x60	
	NAILS - NAULAT - SPIKAR  FLOORBEAMS - LATTIAPALKIT - GOLVBJÄLKAR	40	5,0x100	
	SCREWS - RUUVIT - SKRUVAR  ROOF FELT FILLET-KATON PÄÄTYLAUTA-BRÄDE OVANPÅ GAVELBRÄDE SKIRTING SLAT - LATTIALISTA - GOLVLIST	35	3,5x35	
	SCREWS - RUUVIT - SKRUVAR  EAVE BOARD - RÄYSTÄSLAUTA - TAKFOTSBRÄDE EAVE SLAT - RÄYSTASLISTA - TAKFOTSLIST GABLE BOARD - KAAPELILAUTA - GAVELBRÄDA TERRACE BOARD - TERRASILAUTA - TERASSBRÄDE	285	4,5x50	
	SCREWS - RUUVIT - SKRUVAR  FIXING HALF BEAMS VAHVISTETTAVA PUOLIKKAAT PALKIT FÖR ATT FASTA HALVA VÄGGPROFILER	10	4,5x90	
	DOOR CROSSES-OVIRISTIKKO-SPRÖJS 	1		
	DOOR HANDLE-OVEN KAHVA-DÖRR HANDTAG 	1		
	WINDOW CROSSES-IKKUNARISTIKKO-SPRÖJS 	1		
	WINDOW HANDLE-IKKUNA KAHVA-FÖNSTER HANDTAG 	1		
	DOOR LOCK+KEYS-OVENLUKKO+AVAIN-DÖRRLÅS+NYCKLAR 	1+1		
	DOOR - OVI - DÖRR 905x1860 1 set - kpl - st (right hand - oikea käsi - höger hand)  AST_ISO_TK	1	905	1860
	WINDOW - IKKUNAN - FÖNSTER - 765x920 1 set - kpl - st (right hand - oikea käsi - höger hand)  AST_ISO_TK_KP	1	765	920



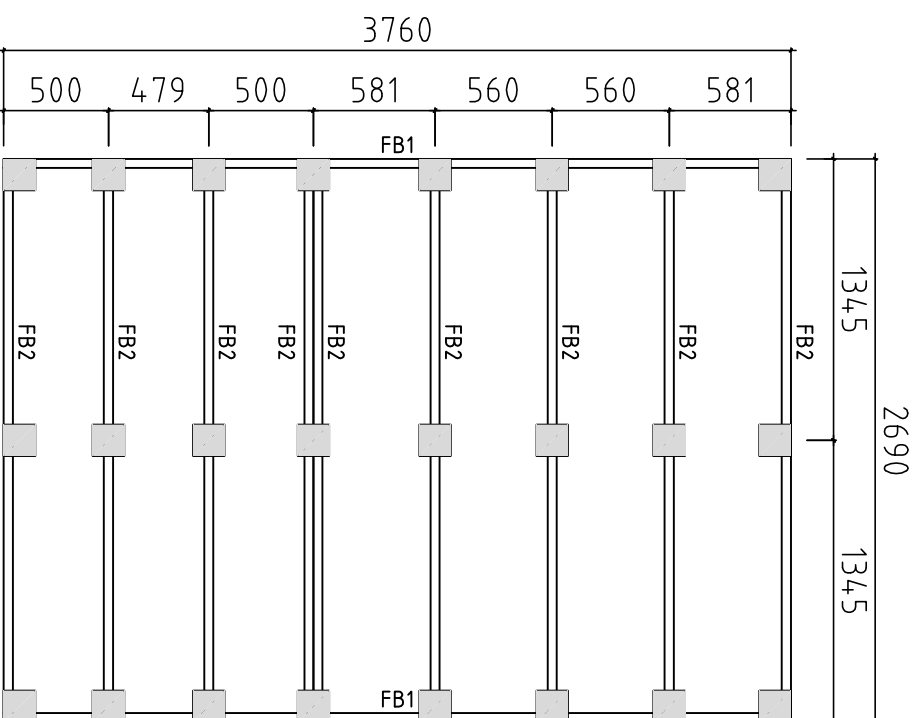
Polhus

Kood P2723-28 Hans

Materiaal

File P2723-28 Hans.dwg


Leht 2/2



Detta är ett förslag för hur man kan placera plintarna (100- 200 mm i diamaten) för golvväggsklaget. Golvväggskarna är med i byggsatsen, men inte plintarna. Använder man exempelvis 500-600mm långa murblock så kan man halvera antalet punkter. Lägg fuktskyddande papp mellan betong och trä

Tämä on ehdotus siitä, miten (100-200 mm läpimittaiset) jalat voidaan sijoittaa alapohjan varten. Lattiapaikit ovat rakennussarjassa, mutta jalat ei ole. Kun käytetään esimerkiksi 500-600 mm pitkiä harkkoja, voidaan pisteiden määrä puolittaa. Aseta betonin ja puun väliin kosteudelta suojaava pähvi

A proposal for placing plinths (100-200 mm in diameter) for floor beams. Floor beams are provided in the kit but plinths are not included. For example, by using 500-600 mm long masonry units, one can reduce the number of points 50%. Place cardboard between the concrete and wood to protect from moisture



House	P2723-28 Hans	Sheet	
Drawing	Plan	Scale	1:35
Material		Date	28.03.2016
Drawer	K.K.	File	P2723-28 Hans.dwg