

| Date | rev. | Description |
|------|------|-------------|
|------|------|-------------|

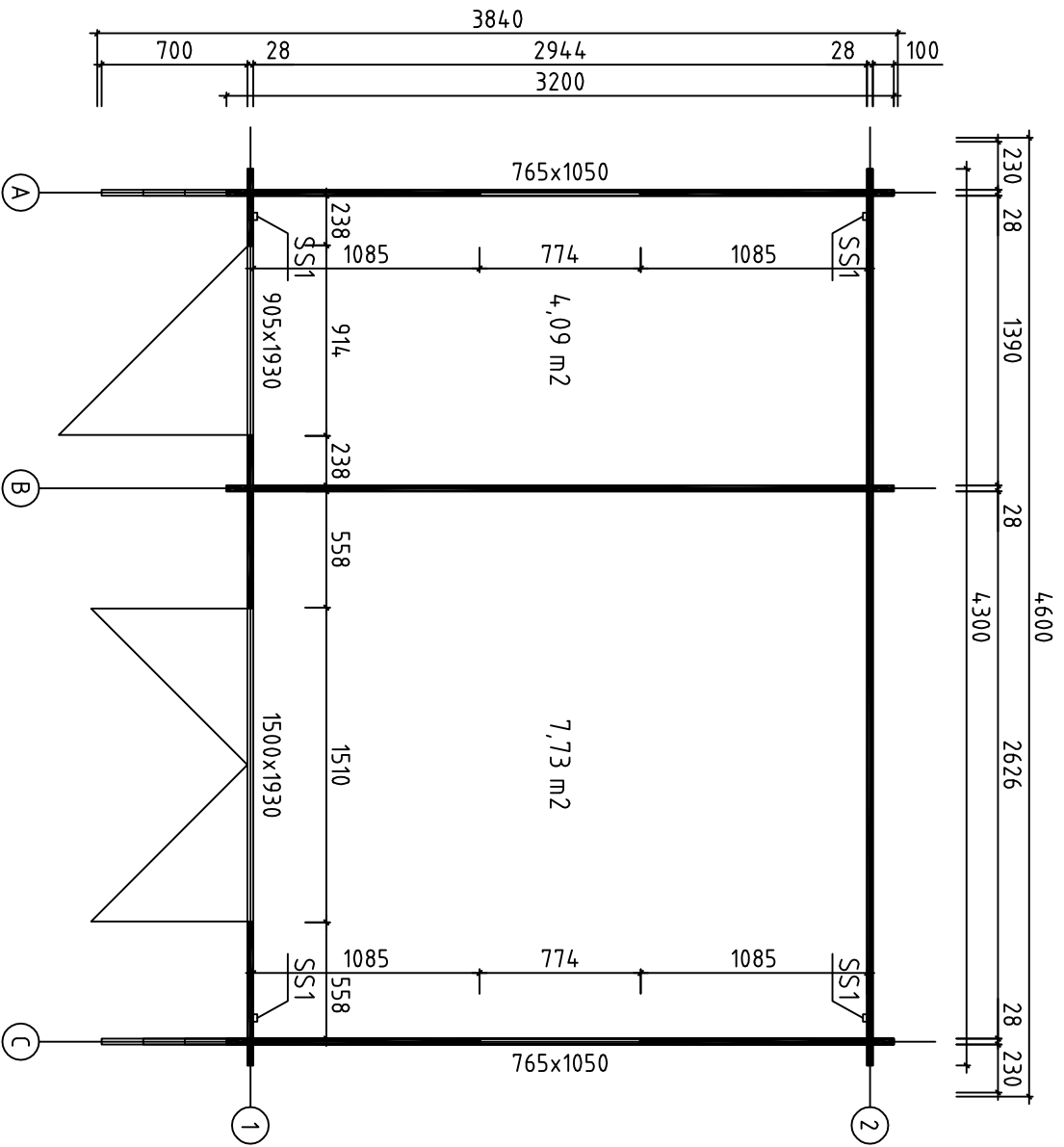
|       |           |        |
|-------|-----------|--------|
| House | F294-1-28 | Amanda |
|-------|-----------|--------|

|         |         |         |
|---------|---------|---------|
| Drawing | 3D Plan | Sheet 1 |
|---------|---------|---------|

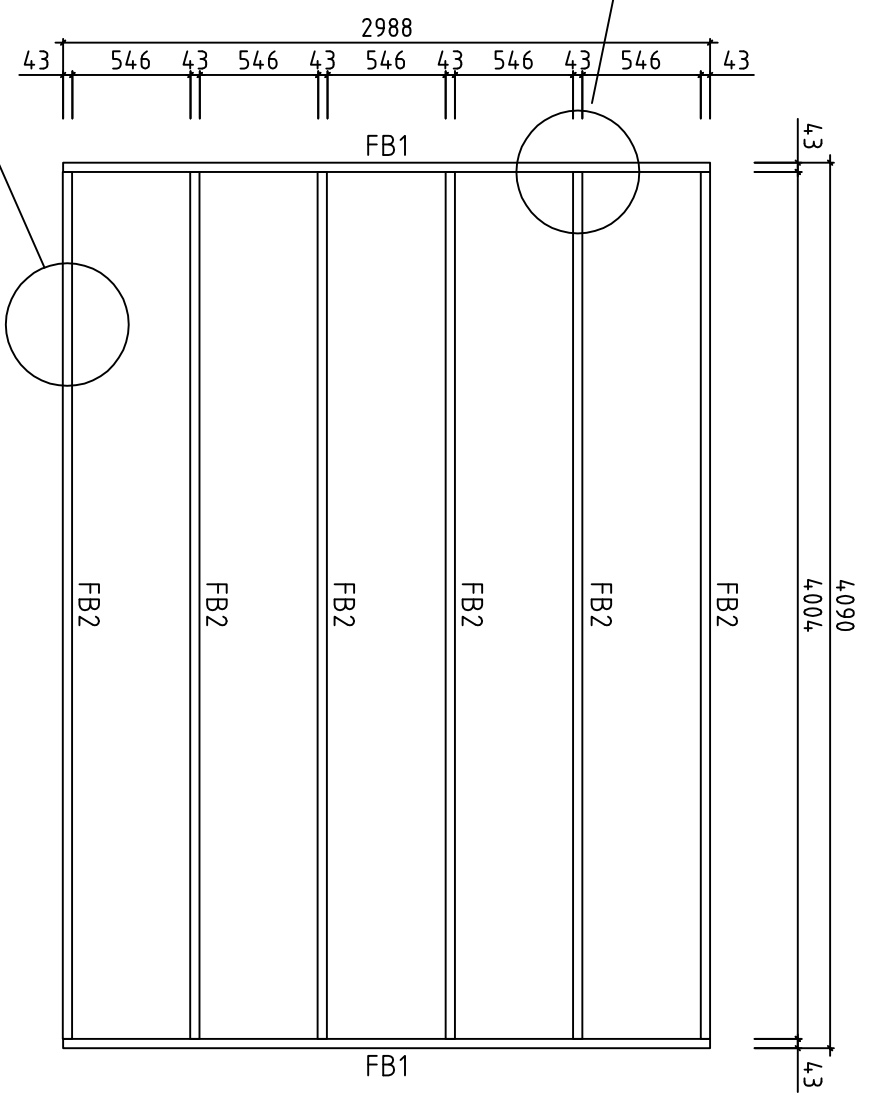

|          |        |       |
|----------|--------|-------|
| Material | 28x135 | Scale |
|----------|--------|-------|

|        |    |      |            |
|--------|----|------|------------|
| Drawer | RP | Date | 01.12.2015 |
|--------|----|------|------------|

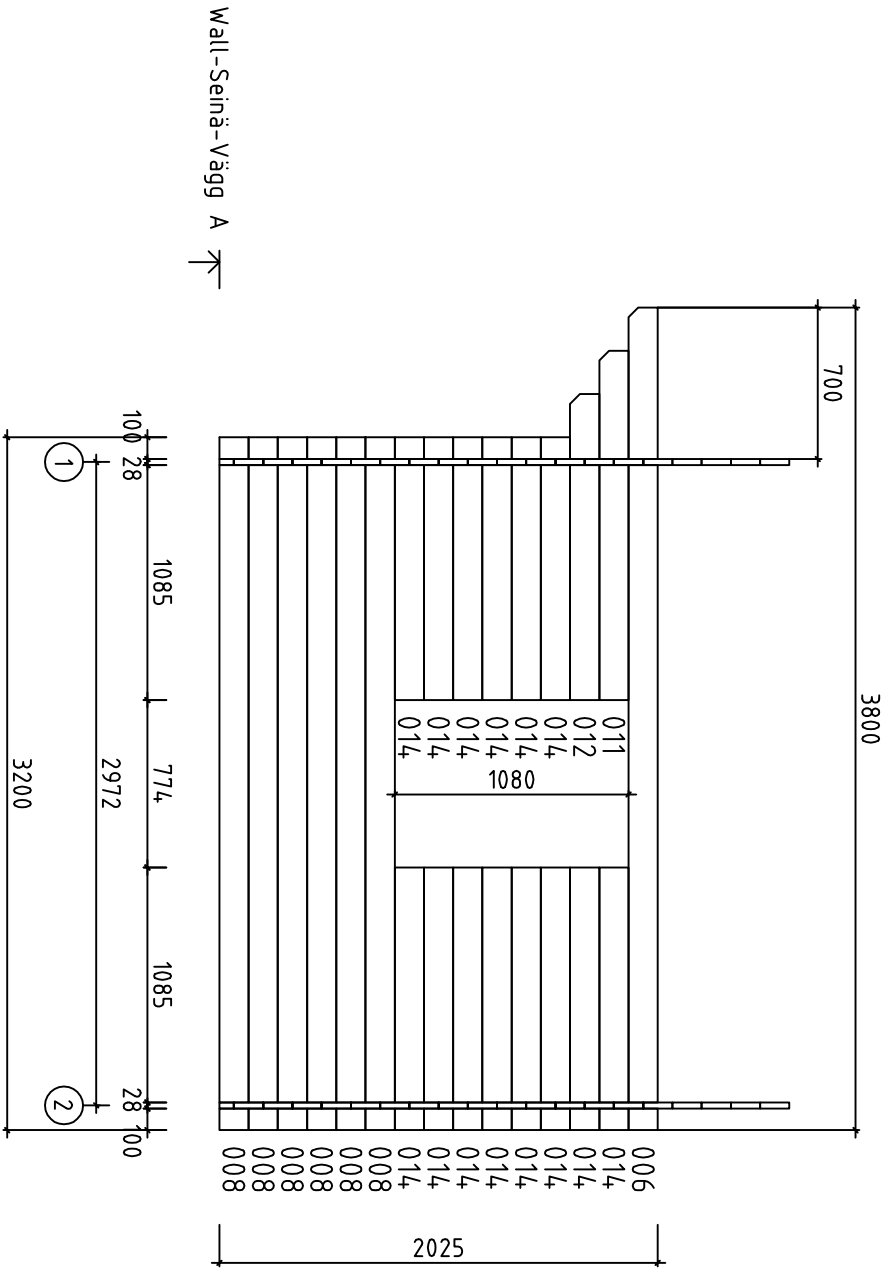
|      |                         |
|------|-------------------------|
| File | F294-1-28 Amanda 3D.dwg |
|------|-------------------------|



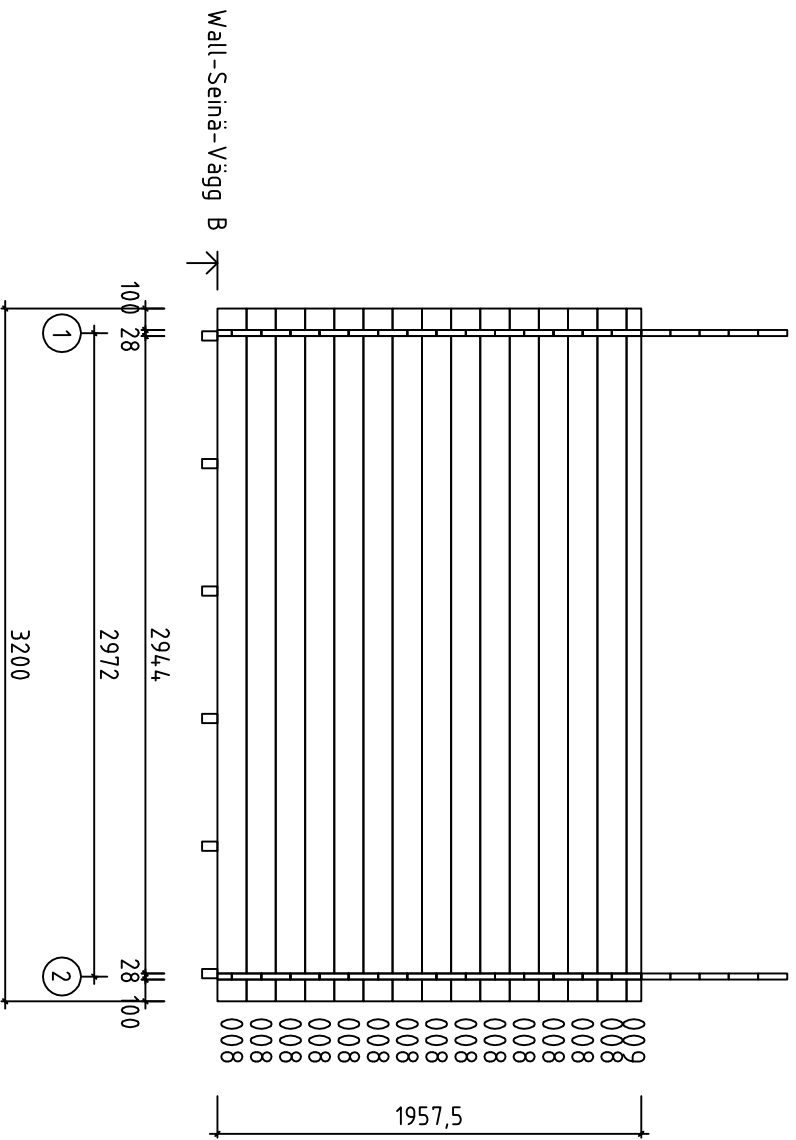
|          |                         |       |                     |
|----------|-------------------------|-------|---------------------|
| House    | F2941-28 Amanda         | Sheet | 2                   |
| Drawing  | PLAN-SUUNNITELMA-PLANEN | Scale | 1:35                |
| Material | 28x135                  | Date  | 01.12.2015          |
| Drawer   | RP                      | File  | F2941-28 Amanda.dwg |



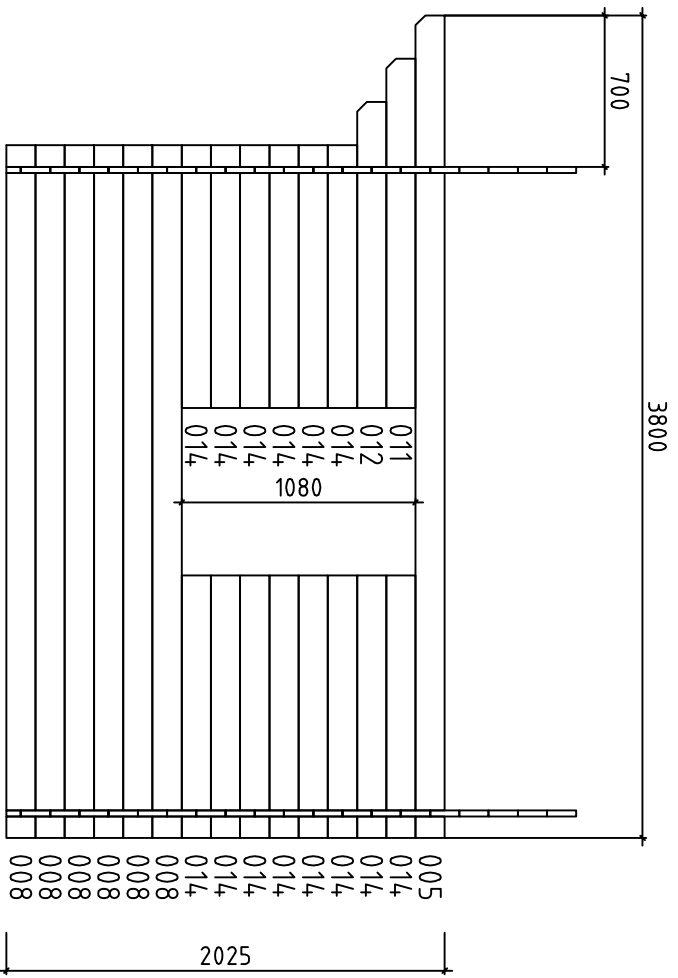
|          |                                     |       |                     |
|----------|-------------------------------------|-------|---------------------|
| House    | F2941-28 Amanda                     | Sheet | 3                   |
| Drawing  | FLOORBEAMS-LATTIAPALKIT-GOLVBJÄLKAR | Scale | 1:35                |
| Material | 4,3X70                              | Date  | 01.12.2015          |
| Drawer   | RP                                  | File  | F2941-28 Amanda.dwg |



|          |                   |       |                     |
|----------|-------------------|-------|---------------------|
| House    | F2941-28 Amanda   | Sheet | 4                   |
| Drawing  | WÄLL-SEINÄ-VÄGG A | Scale | 1:35                |
| Material | 28x135            | Date  | 01.12.2015          |
| Drawer   | RP                | File  | F2941-28 Amanda.dwg |

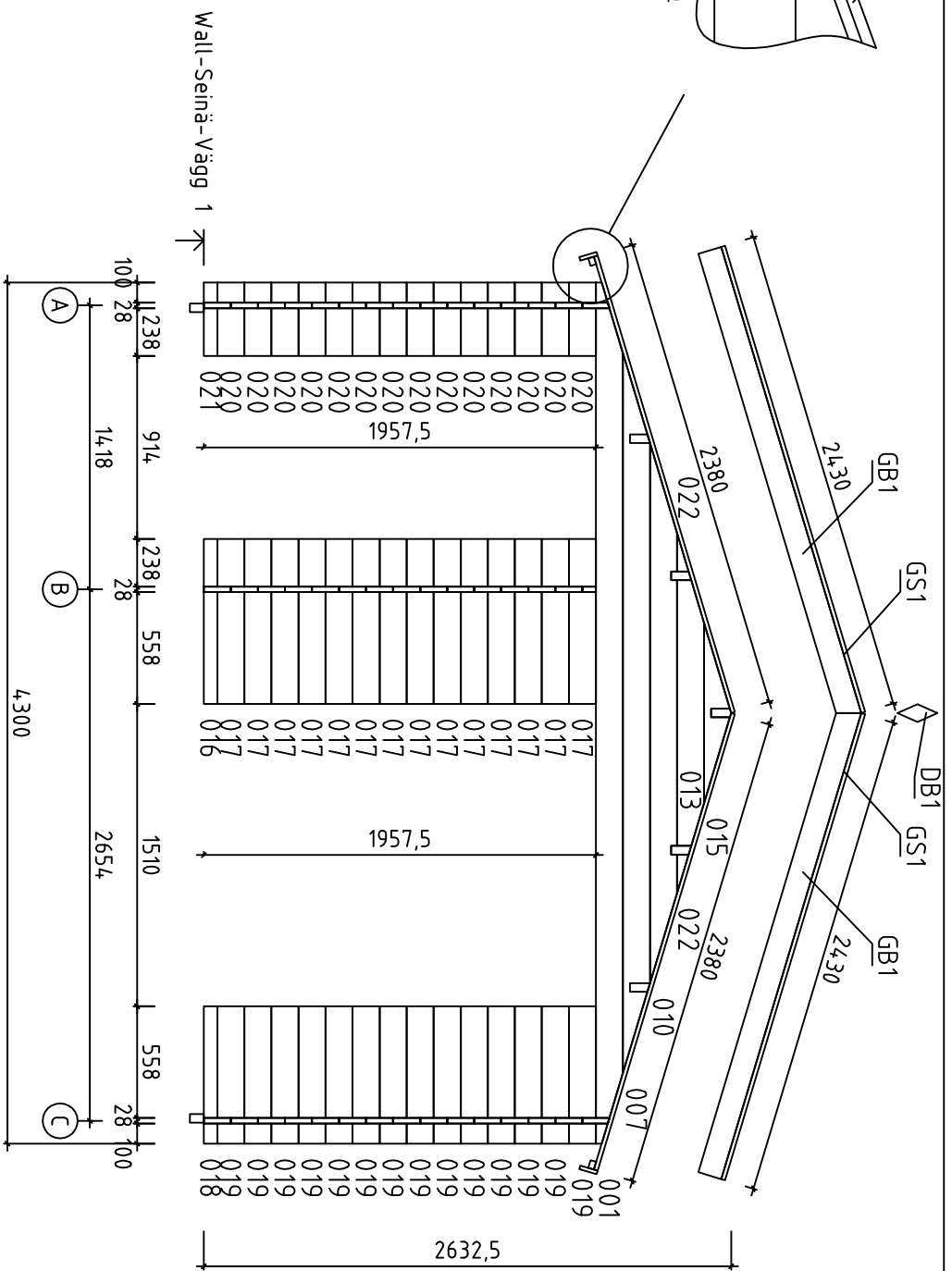
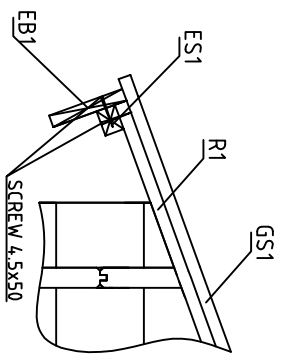


|          |                   |       |                     |
|----------|-------------------|-------|---------------------|
| House    | F2941-28 Amanda   | Sheet | 5                   |
| Drawing  | WALL-SEINÄ-VÄGG B | Scale | 1:35                |
| Material | 28x135            | Date  | 01.12.2015          |
| Drawer   | RP                | File  | F2941-28 Amanda.dwg |

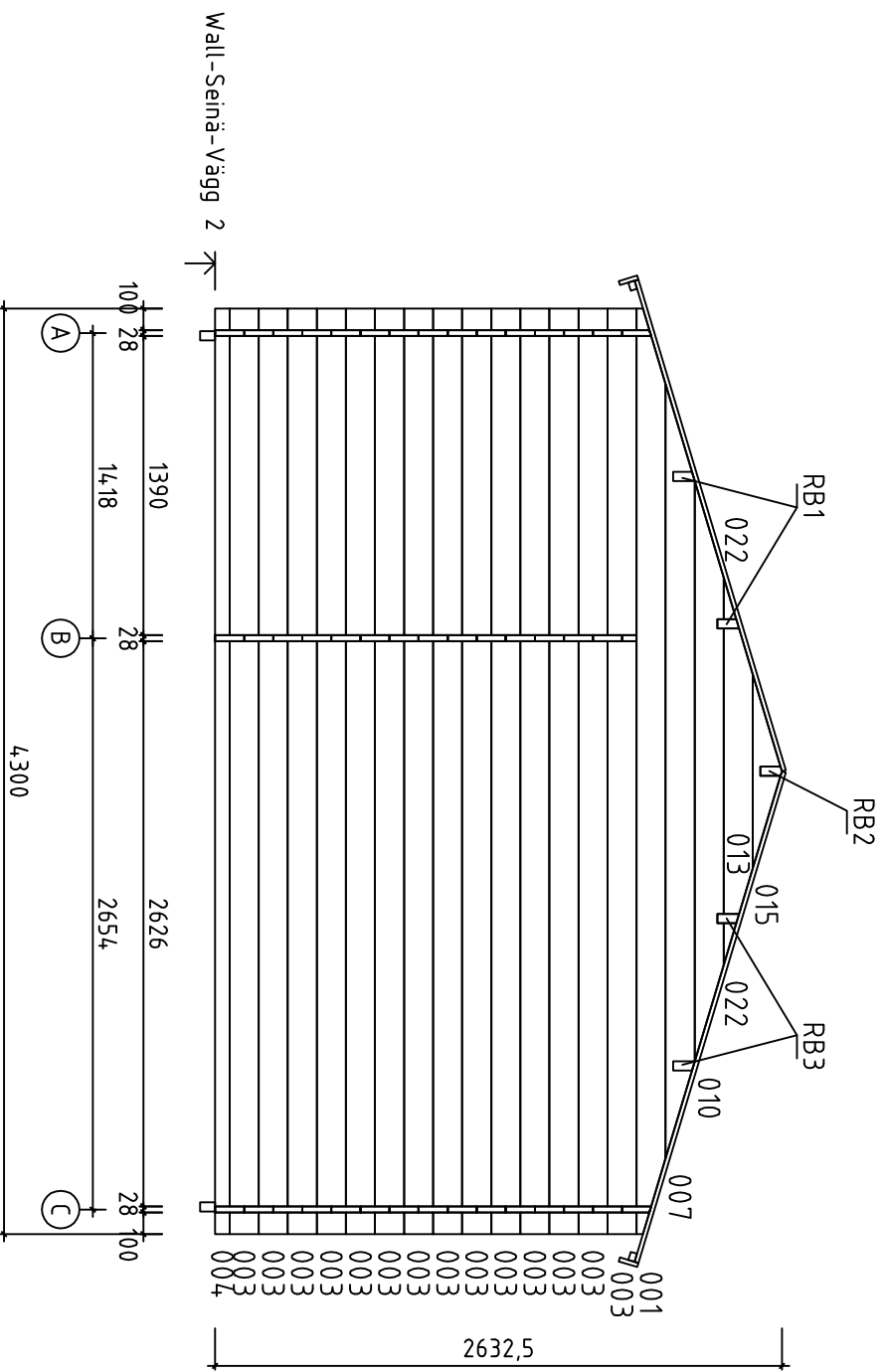


Wall-Seinä-Vägg C

|          |                   |       |                     |
|----------|-------------------|-------|---------------------|
| House    | F2941-28 Amanda   | Sheet | 6                   |
| Drawing  | WALL-SEINÄ-VÄGG C | Scale | 1:35                |
| Material | 28X135            | Date  | 01.12.2015          |
| Drawer   | RP                | File  | F2941-28 Amanda.dwg |


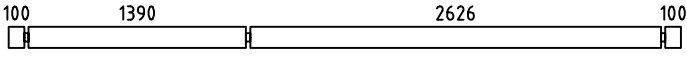
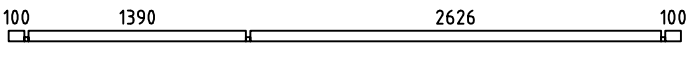
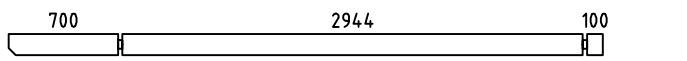
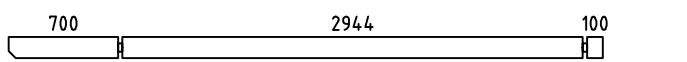









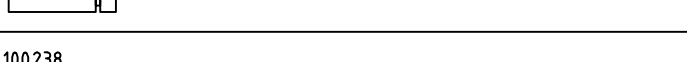

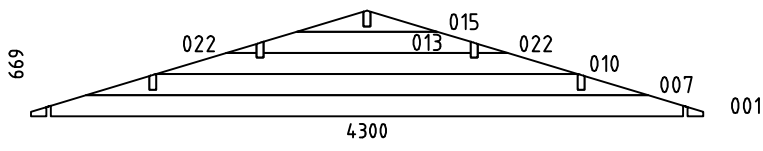

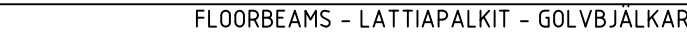

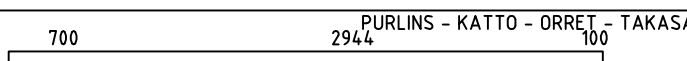
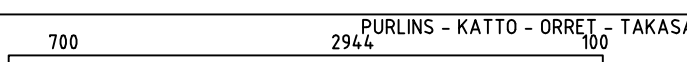
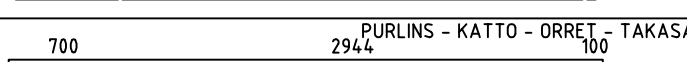





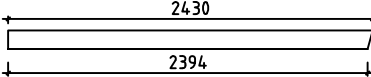



















|          |                   |       |                     |
|----------|-------------------|-------|---------------------|
| House    | F2941-28 Amanda   | Sheet | 7                   |
| Drawing  | WALL-SEINÄ-VÄGG 1 | Scale | 1:35                |
| Material | 28x135            | Date  | 01.12.2015          |
| Drawer   | RP                | File  | F2941-28 Amanda.dwg |

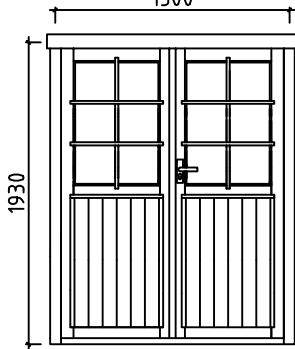
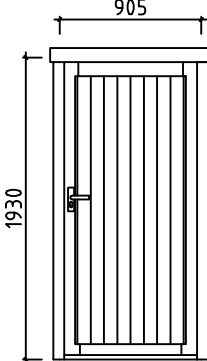
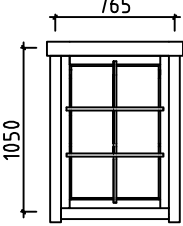


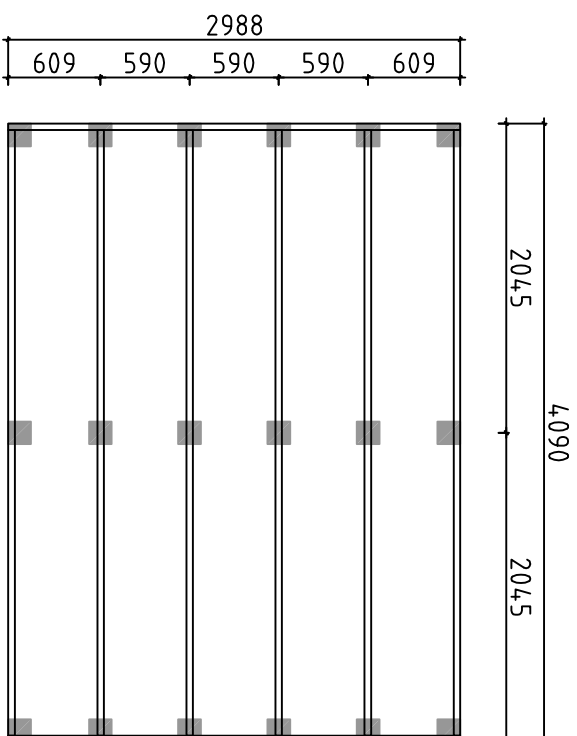
|          |                   |       |                     |
|----------|-------------------|-------|---------------------|
| House    | F2941-28 Amanda   | Sheet | 8                   |
| Drawing  | WÄLL-SEINÄ-VÄGG 2 | Scale | 1:35                |
| Material | 28x135            | Date  | 01.12.2015          |
| Drawer   | RP                | File  | F2941-28 Amanda.dwg |



| Pos                   | F2941-28 Amanda  | Pcs. St.     | Profil(e) (mm)  | L (mm)                   |         |
|-----------------------|--|--------------|-----------------|--------------------------|---------|
| 002                   | SPARE BEAM - VARALLAPALKI - RESERVDEL<br>      | 1            | 28x135          | 4300                     |         |
| 003                   |    | 14           | 28x135          | 4300                     |         |
| 004                   |    | 1            | 28x68           | 4300                     |         |
| 005                   |    | 1            | 28x135          | 3800                     |         |
| 006                   |    | 1            | 28x135          | 3800                     |         |
| 008                   |    | 26           | 28x135          | 3200                     |         |
| 009                   |    | 1            | 28x68           | 3200                     |         |
| 011                   |    | 2            | 28x135          | 1613                     |         |
| 012                   |    | 2            | 28x135          | 1413                     |         |
| 014                   |    | 28           | 28x135          | 1213                     |         |
| 016                   |    | 1            | 28x68           | 824                      |         |
| 017                   |   | 14           | 28x135          | 824                      |         |
| 018                   |    | 1            | 28x68           | 686                      |         |
| 019                   |    | 14           | 28x135          | 686                      |         |
| 020                   |    | 14           | 28x135          | 366                      |         |
| 021                   |    | 1            | 28x68           | 366                      |         |
| W1-1<br>W2-1          |    | 2            | 28x669          | 4300                     |         |
| HB                    | HIT BLOCK-ASENNUSPALKI-SLAG BRÄDA<br>       | 2            | 28x135          | 300                      |         |
| FB2                   | FLOORBEAMS - LATTIAPALKIT - GOLVBJÄLKAR<br>  | 6            | 43x70           | 4004                     |         |
| FB1                   | FLOORBEAMS - LATTIAPALKIT - GOLVBJÄLKAR<br>  | 2            | 43x70           | 2988                     |         |
| RB1                   | PURLINS - KATTO - ORRET - TAKASAR<br>        | 2            | 43x140          | 3800                     |         |
| RB3                   | PURLINS - KATTO - ORRET - TAKASAR<br>        | 2            | 43x140          | 3800                     |         |
| RB2                   | PURLINS - KATTO - ORRET - TAKASAR<br>        | 1            | 43x140          | 3800                     |         |
| F1                    | FLOORBOARD - LATTIALAUTA - GOLVBRÄDE<br> or | 36+1<br>47+1 | 114x19<br>88x19 | 2938                     |         |
| House F2941-28 Amanda |  | Material     |                 | File F2941-28 Amanda.dwg | Sheet 9 |

| Pos   | F2941-28 Amanda  |   | Pcs.<br>St.  | Profil(e)<br>(mm)   | L<br>(mm) |
|-------|--|---|--------------|---------------------|-----------|
| R1    | ROOFBOARD - KATTOLAUTA - TAKBRÄDE  |  or                                      | 68+2<br>88+2 | 114x19<br>88x19     | 2380      |
| FF1   | SKIRTING SLAT - LATTIALISTA - GOLVLIST   |    |              | 19x35               | 20 m      |
| GB1   | GABLE BOARD - KAAPELILAUTA - VINDBRÄDE   |   | 4            | 19x120              | 2430      |
| GS1   | BOARD MATCHING WITH GABLE BOARD-KAAPELILAUTA<br>VASTAVA LAUTA-BRÄDE OVANPA VINDBRÄDE |    | 4            | 19x70               | 2430      |
| EB1   | EAVE BOARD - RÄYSTÄSLAUTA - TAKFOTBRÄDE  |    | 2            | 19x90               | 3800      |
| ES1   | EAVE SLAT - RÄYSTÄSLISTA - TAKFOTLIST  |    | 2            | 30x40               | 3800      |
| DB1   | DECORATIVE - KORISTE - PRYDNADS  |    | 2            | 19x90               | 200       |
| SS1   | STORM SLAT-MYRSKY LISTA-OVÄDER SPJÄLA  |   | 4            | 19x35               | 1930      |
|       | SCREWS-RUUVIT-SKRUVAR<br>FOR-VARTEN-FÖR  | SS1                                      | 12           | ø6                  | 40        |
|       | WASHER-ALUSLAATTA-BRICKA<br>FOR-VARTEN-FÖR   | SS1                                      | 12           | ø6                  |           |
|       | NAILS-NAULAT-SPIKAR<br>FOR-VARTEN-FÖR  | FF1                                      | 50           | ø2.0                | 40        |
|       | NAILS-NAULAT-SPIKAR<br>FOR-VARTEN-FÖR  | F1, R1                                 | 650          | ø2.5                | 60        |
|       | SCREWS-RUUVIT-SKRUVAR<br>FOR-VARTEN-FÖR  | GB1, GS1, EB1, ES1, DB1                | 60           | ø4.5                | 50        |
|       | SCREWS-RUUVIT-SKRUVAR<br>FOR-VARTEN-FÖR  | 004, 009, 016, 018, 021<br>FBI1, FBI2  | 40           | ø4.5                | 90        |
|       | SCREWS-RUUVIT-SKRUVAR<br>FOR-VARTEN-FÖR  | RB1, RB2, RB3                          | 10           | ø6.0                | 160       |
|       | WINDOW HANDLE-IKKUNA KAHVA-FÖNSTER HANDTAG   |                                        | 2            |                     |           |
|       | DOOR HANDLE-OVEN KAHVA-DÖRR HANDTAG  |                                        | 2            |                     |           |
|       | DOOR LOCK+KEYS-OVENLUKKO+AVAIN-DÖRRLAS+NYCKLAR                                       |                                        | 2            |                     |           |
|       | DOUBLEDOR FRAME SET-PARIOVIA KARMIT-DUBBELDÖRREN RAMAR                               |                                        | 1            |                     |           |
|       | DOUBLEDOR HINGES-TUPLAOVEN SARANAT-DUBBELDÖRR GANGJÄRN                               |                                        | 6            |                     |           |
|       | WINDOW CROSSES-IKKUNALISTAT-SPRÖJS   |                                        | 2            |                     |           |
|       | DOOR CROSSES-OVENLISTAT-SPRÖJS   |                                        | 2            |                     |           |
|       |  |   |              |                     |           |
|       |  |   |              |                     |           |
|       |  |   |              |                     |           |
| House | F2941-28 Amanda  | Material  | File         | F2941-28 Amanda.dwg | Sheet 10  |

| Pos                   | F2941-28 Amanda  | Pcs.<br>St.              | Profil(e)<br>(mm) | L<br>(mm) |
|-----------------------|--|--------------------------|-------------------|-----------|
|                       | DOOR-OVI-DÖRR (right-oikea-höger) AST_ISO_PL<br>            | P                        | 1                 | 1500      |
|                       | DOOR-OVI-DÖRR (right-oikea-höger) AST_ISO_PL<br>           | P                        | 1                 | 905       |
|                       | WINDOW-IKKUNAN-FÖNSTER (right-oikea-höger) AST_ISO_KP<br> | P                        | 2                 | 765       |
| House F2941-28 Amanda | Material   | File F2941-28 Amanda.dwg |                   | Sheet 11  |

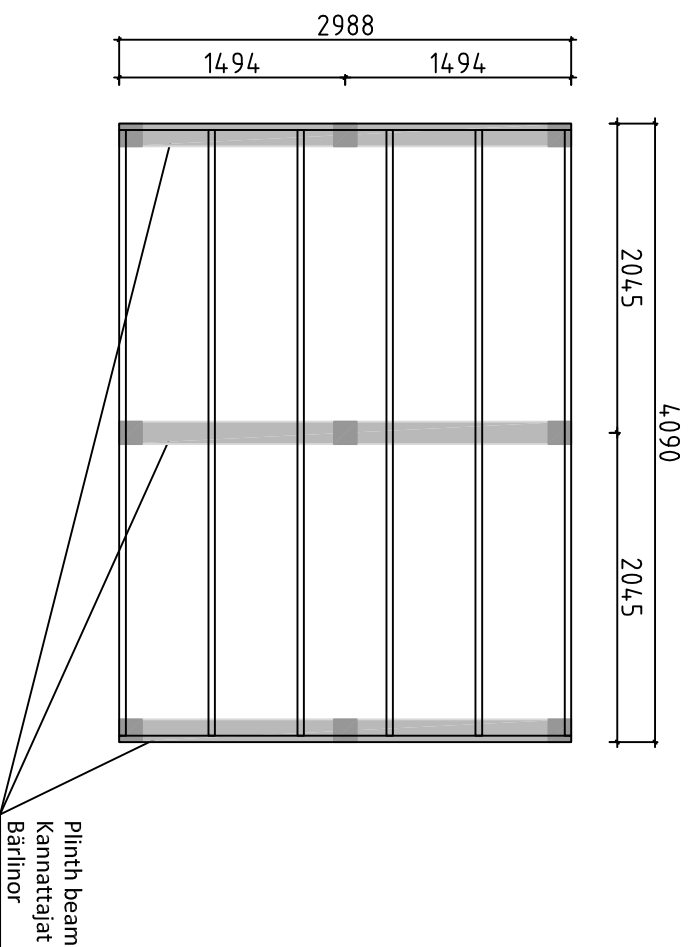


Detta är ett förslag för hur man kan placera plintarna (100-200 mm i diameter) för golvbjälklaget. Golvbjälkarna är med i byggsatsen, men inte plintarna. Använder man exempelvis 500-600mm långa murblock så kan man halvera antalet punkter. Lägg fuktskyddande papp mellan betong och trä

Tämä on ehdotus siltä, miten (100-200 mm läpimitäiset) jalat voidaan sijoittaa alapohjaa varten. Lattiapalkit ovat rakennussarjassa, mutta jalat ei ole. Kun käytetään esimerkiksi 500-600 mm pitkiä harkkoja, voidaan pisteiden määrä puolitaa. Aseta betonin ja puun väliin kosteudelta suojaava pahvi

A proposal for placing plinths (100-200 mm in diameter) for floor beams. Floor beams are provided in the kit but plinths are not included. For example, by using 500-600 mm long masonry units, one can reduce the number of points 50%. Place cardboard between the concrete and wood to protect from moisture

|          |                             |       |                                |
|----------|-----------------------------|-------|--------------------------------|
| House    | F2941-28 Amanda             | Sheet | 12                             |
| Drawing  | FOUNDATION PLAN - PLINTPLAN | Scale | 1:50                           |
| Material |                             | Date  | 01.12.2015                     |
| Drawer   | RP                          | File  | F2941-28 Amanda Foundation.dwg |



Förslag på alternativ plintplan med bärlnor och plintar. Bärlnor 45x95 eller 45x120 och plintar ca 100- 200 mm i diameter. (Bärlnor och plintar ingår ej i leveransen). Används exempelvis murblock, (ingår ej i leveransen) istället för plintar, kan man lägga bärlnorra platt mot dessa och på det sättet minska höjden på konstruktionen. I denna konstruktion kan man dessutom lägga en "boardskiva" mellan bärlnorra och golvbjälkarna och på det sättet bära upp bjälklagsisoleringen. Lagg fuktskyddande papp mellan betong och trä

Endotus valitoehtoisestä jalustasta kannattajilla ja jalolla. Kannattajat 45x95 tai 45x120 ja jalat läpimitataan n. 100-200 mm (kannattajat ja jalat ei ole toimituksessa). Käytettäessä esimerkiksi harkkoja (ei kuulu toimitukseen) jalkojen sijasta, voi kannattajat asettaa lappeelleen niitä vasten ja sillä tavoin vähentää rakenteen korkeutta. Tässä rakenteessa voi lisäksi asettaa levyn kannattajien ja lattiapalkkien väliin ja sillä tavoin kannattaa alapohjan eristystä. Aseta betonin ja puun väliin kosteudelta suojaava pahvi

A proposal for alternative plinth beam layout plan. Plinth beams 45x95 or 45x120 and plinths ca 100-200 mm in diameter (plinth beams and plinths are not included in the kit). For example, by using masonry units (not included in the kit) instead of plinths, one can lay plinth beams flat against the masonry units and in that way reduce the height of the structure. In this construction one can also add "plywood board" between plinth beams. Place cardboard between the concrete and wood to protect from moisture

|          |                             |       |                                |
|----------|-----------------------------|-------|--------------------------------|
| House    | F2941-28 Amanda             | Sheet | 13                             |
| Drawing  | FOUNDATION PLAN - PLINTPLAN | Scale | 1:50                           |
| Material |                             | Date  | 01.12.2015                     |
| Drawer   | RP                          | File  | F2941-28 Amanda Foundation.dwg |

|      |       |      |    |
|------|-------|------|----|
| #001 | 1,2   | 4300 | 2  |
| #002 |       | 4300 | 1  |
| #003 | 2     | 4300 | 14 |
| #004 | 2     | 4300 | 1  |
| #005 | C     | 3800 | 1  |
| #006 | A     | 3800 | 1  |
| #007 | 1,2   | 3595 | 2  |
| #008 | A,B,C | 3200 | 26 |
| #009 | B     | 3200 | 1  |
| #010 | 1,2   | 2696 | 2  |
| #011 | A,C   | 1613 | 2  |
| #012 | A,C   | 1413 | 2  |
| #013 | 1,2   | 1327 | 2  |
| #014 | A,C   | 1213 | 28 |
| #015 | 1,2   | 899  | 2  |
| #016 | 1     | 824  | 1  |
| #017 | 1     | 824  | 14 |
| #018 | 1     | 686  | 1  |
| #019 | 1     | 686  | 14 |
| #020 | 1     | 366  | 14 |
| #021 | 1     | 366  | 1  |
| #022 | 1,2   | 192  | 4  |