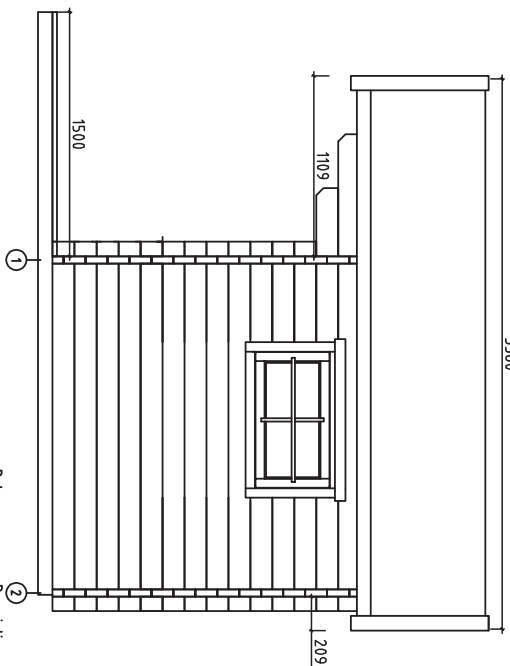
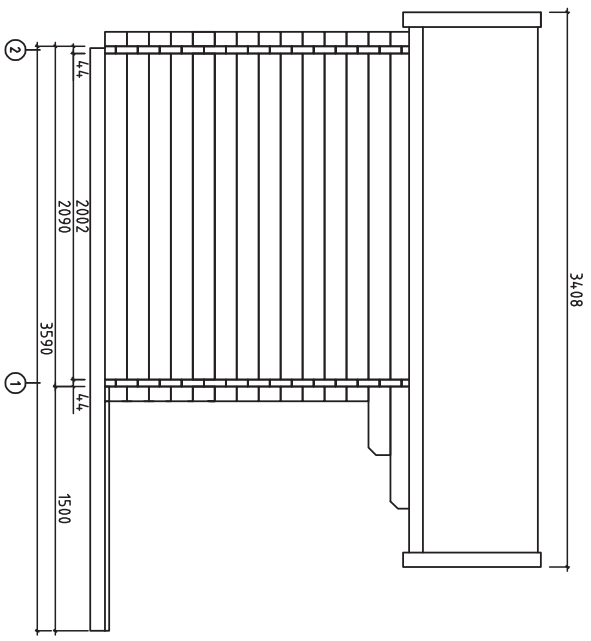
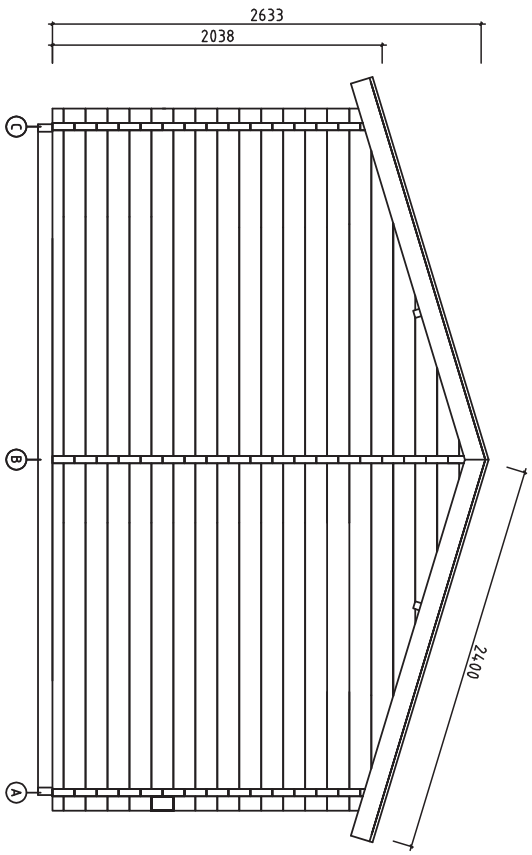
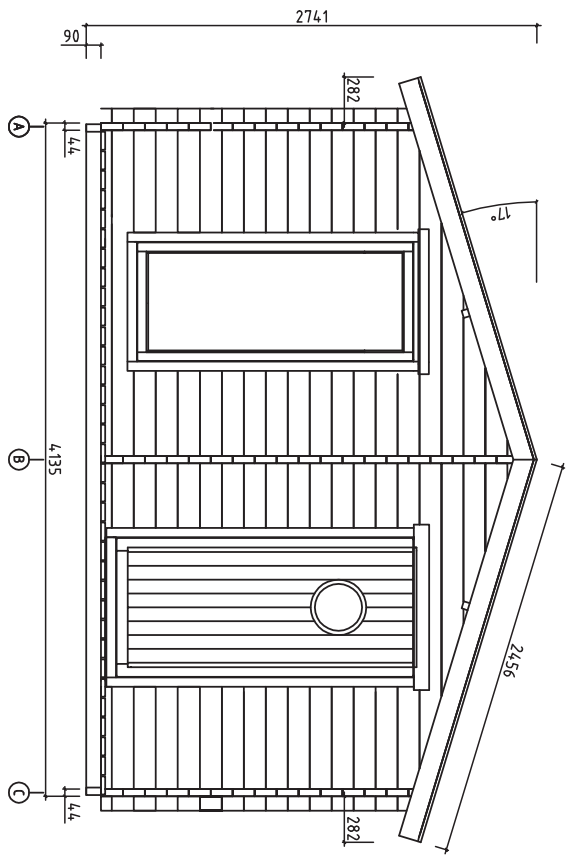
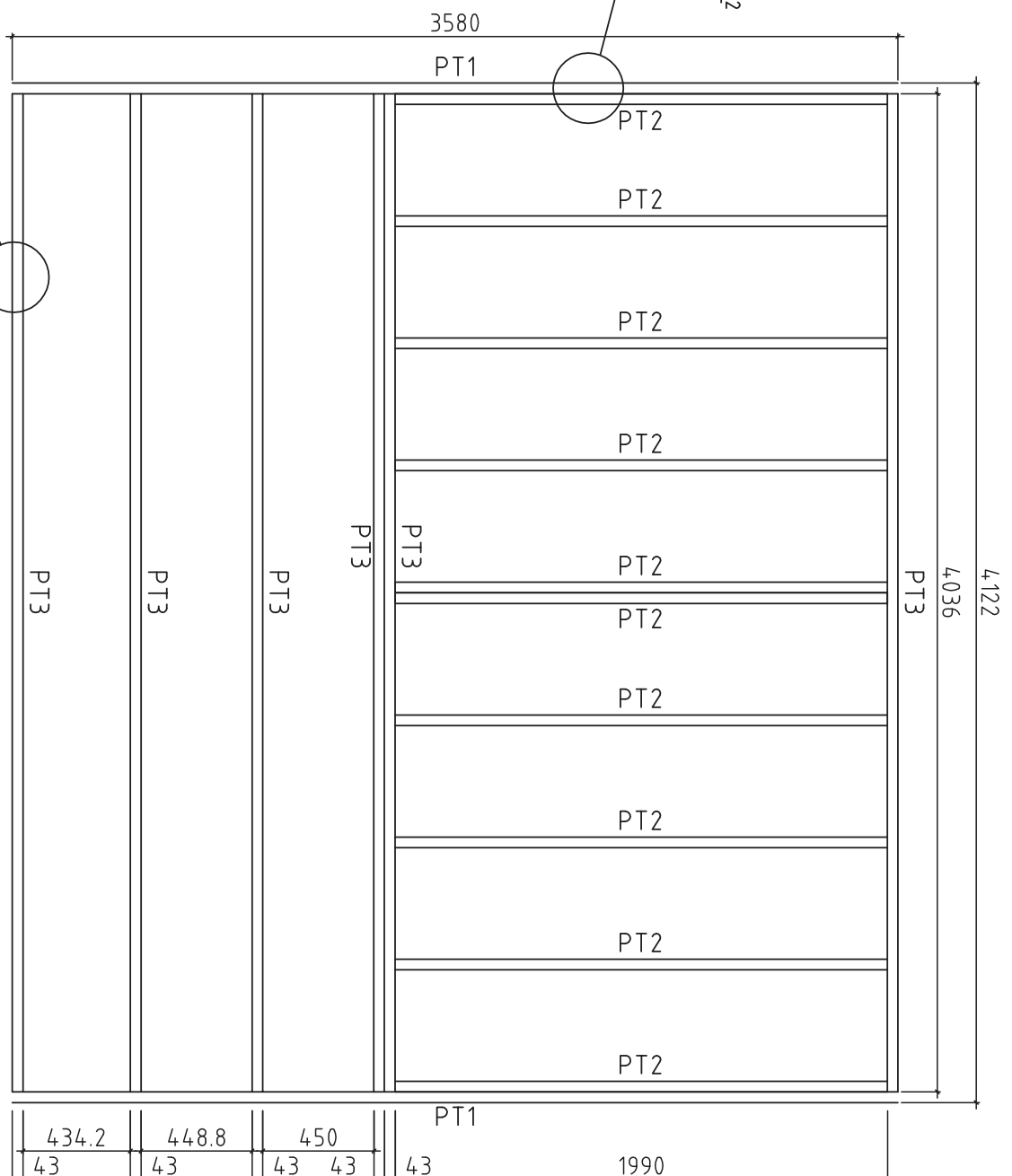
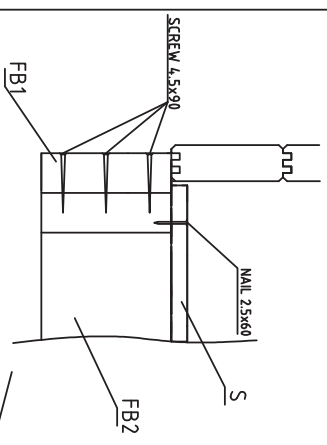
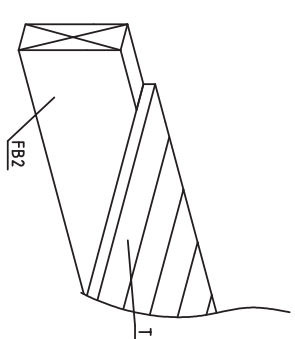


S4020-44 Vinja




Roof Pmax=250kg/m2
V 1.0

		Date		rev.		Description	
Project	K.K.	Sheet	1				
Name	S4020-44 Vinja	Scale	1:50				
Ordering	Views -kuvat- sedit	Date	27.11.2015				
Material	4,4x135						
File	S4020-44 Vinja Views.dwg						




434.2	448.8	450	43	43	43	1990
43	43	43	43	43	43	




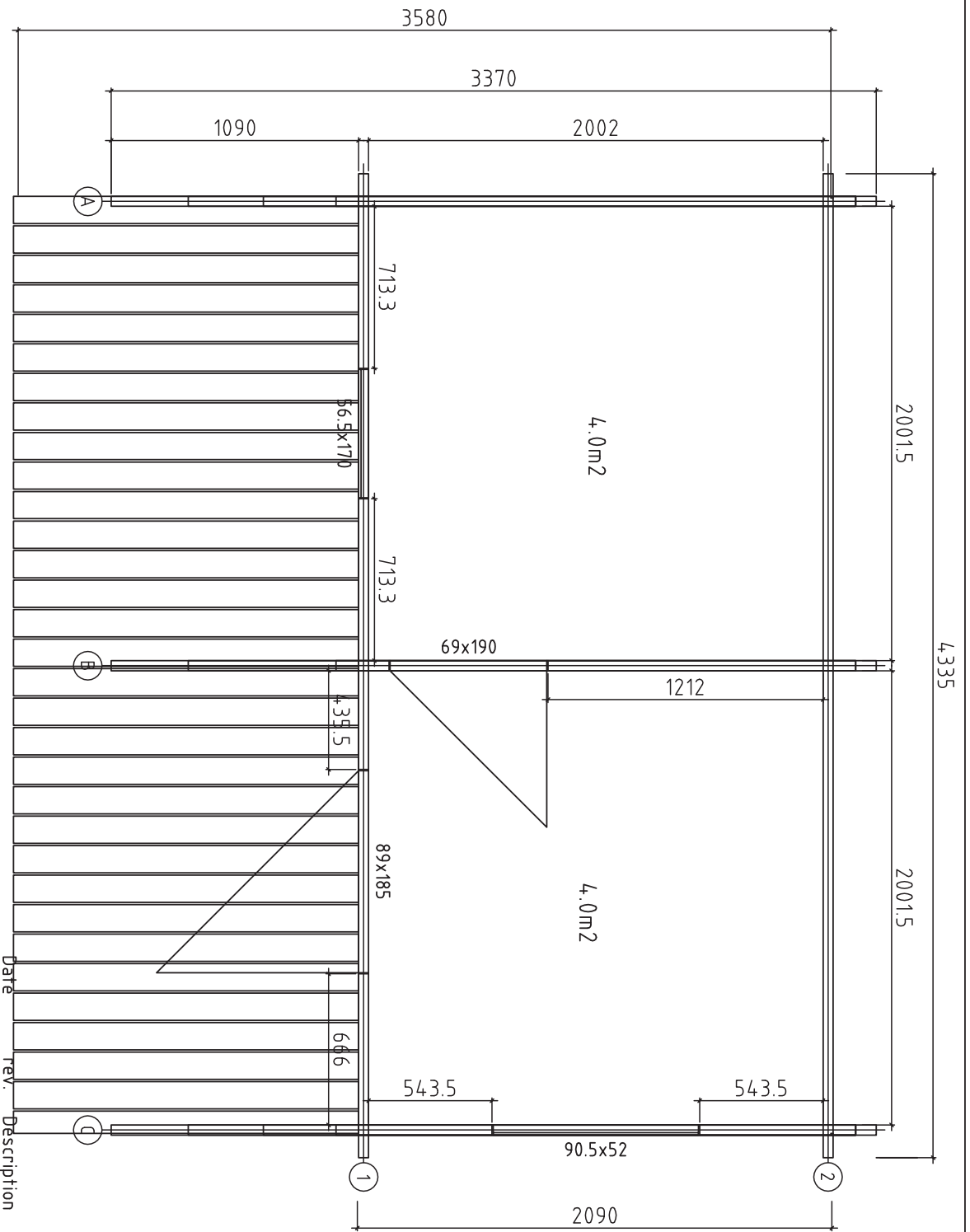
House	S4020-44 Vinja	Sheet	2
Drawing	FLOORBEAMS	Scale	1:25
Material		Date	26.11.2014
Drawer	K.K.	File	S4020-44_Vinja.dwg

Date rev. Description




Date rev. Description


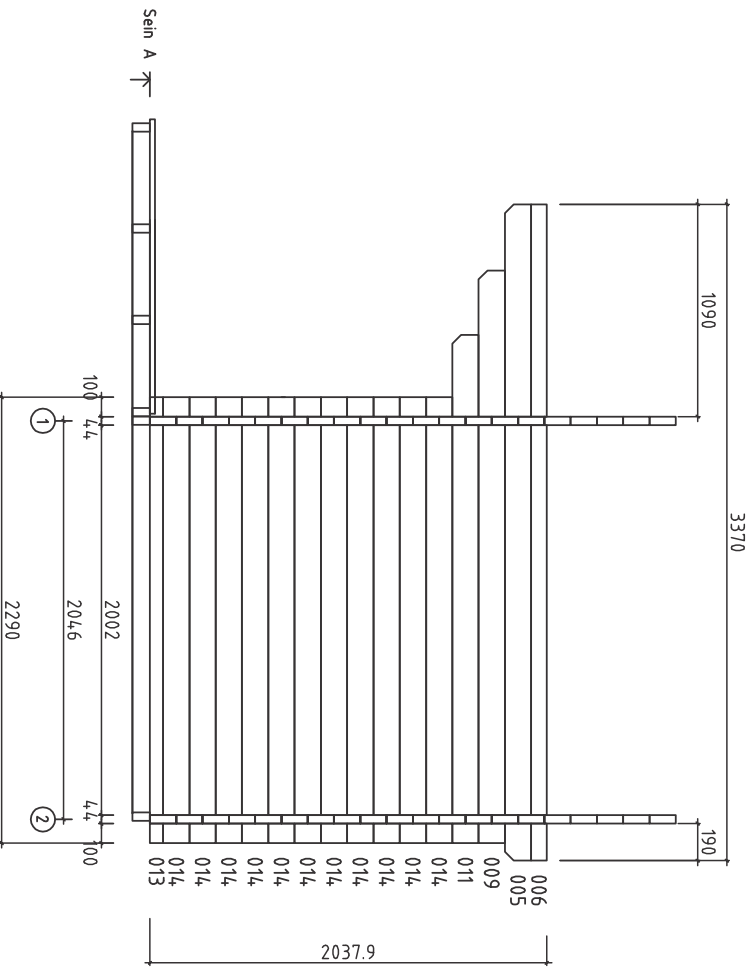
 Polhus		House	S4.020-4.4, Vinja	Sheet	3
Drawing	SAUNA, TERRACE BOARDS	Scale	1:25	Date	27.11.2014
Material	4.4x135	File	S4.020-4.4, Vinja.dwg	Drawer	K.K.




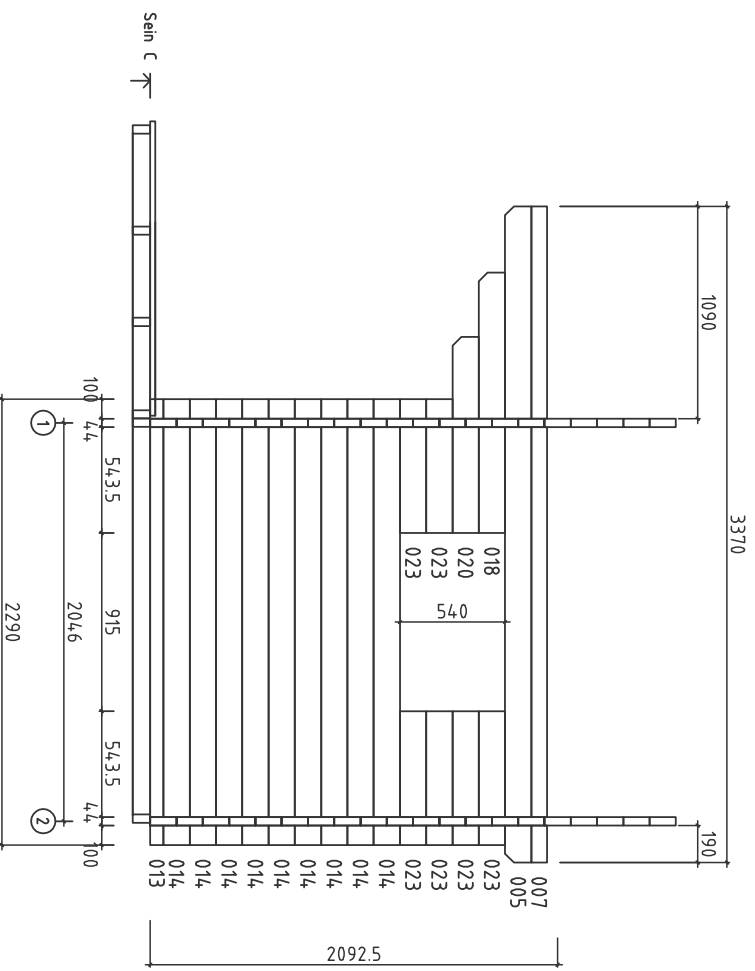
Date: _____
 rev. _____
 Description _____




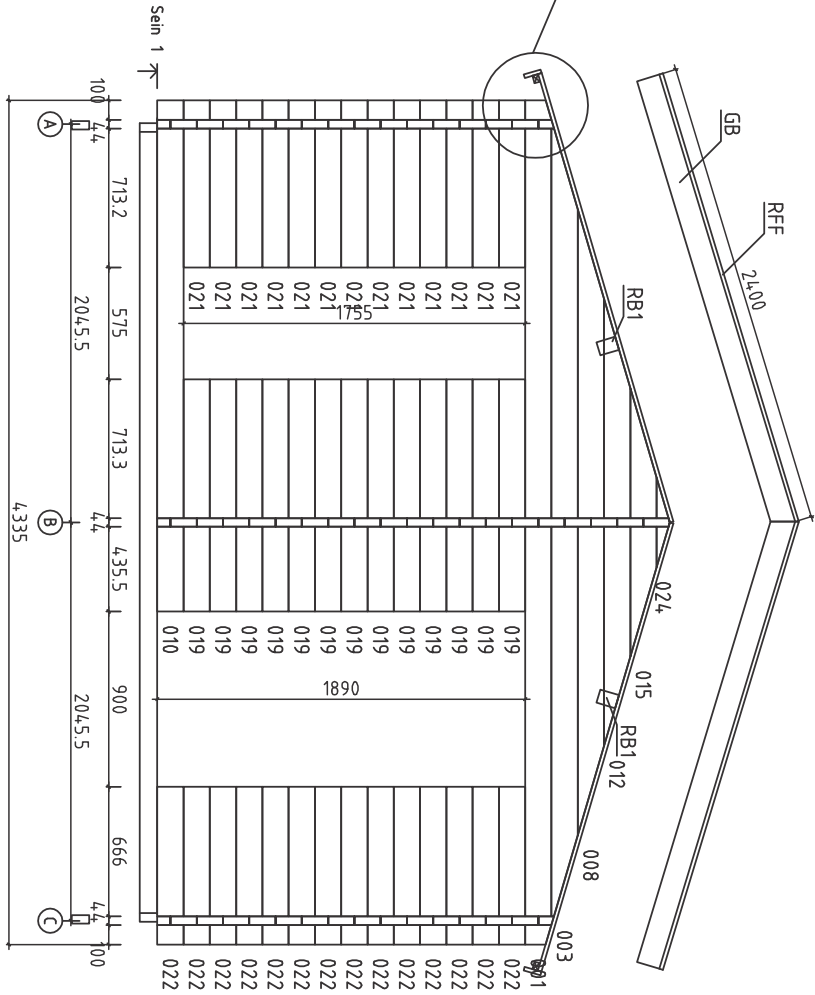
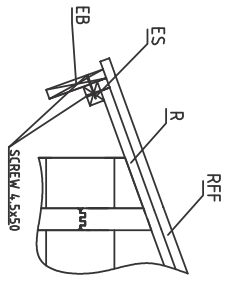
House	S4.020-4.4 Vinja	Sheet	4
Drawing	Plan	Scale	1:25
Material	4.4x135	Date	27.11.2014
Drawer	K.K.	File	S4.020-4.4 Vinja.dwg



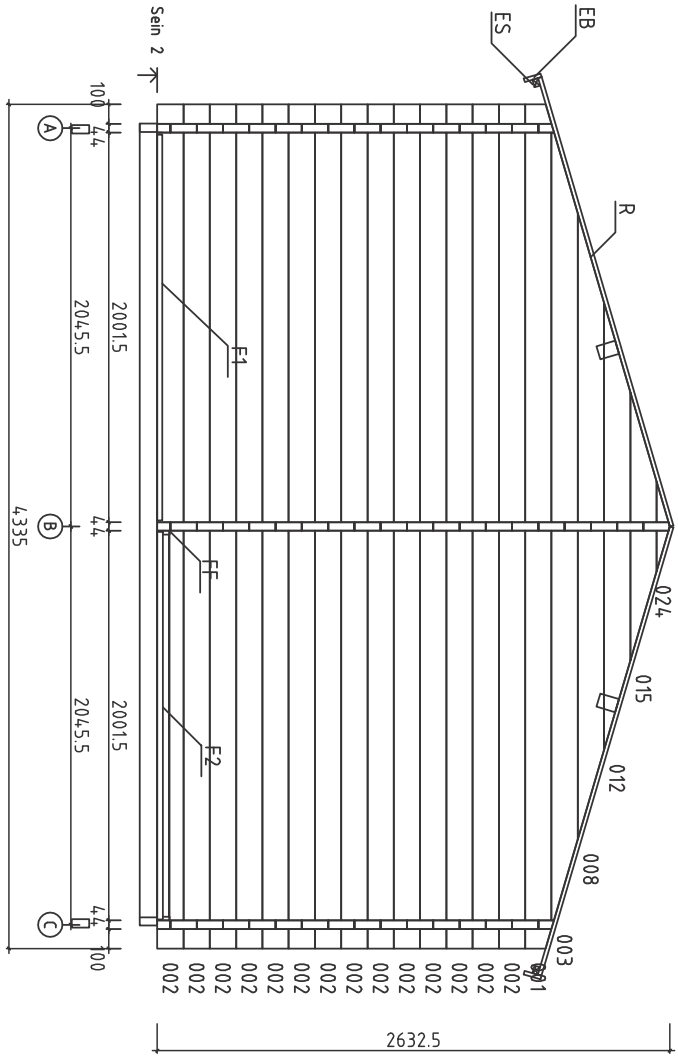
Date	rev.	Description	Sheet
		House S4.020-4.4 Vinja	5
		Drainage WALL A	1:25
		Material 4.4x135	Date 27.11.2014
Drawer K.K.		File S4.020-4.4 Vinjadwg	



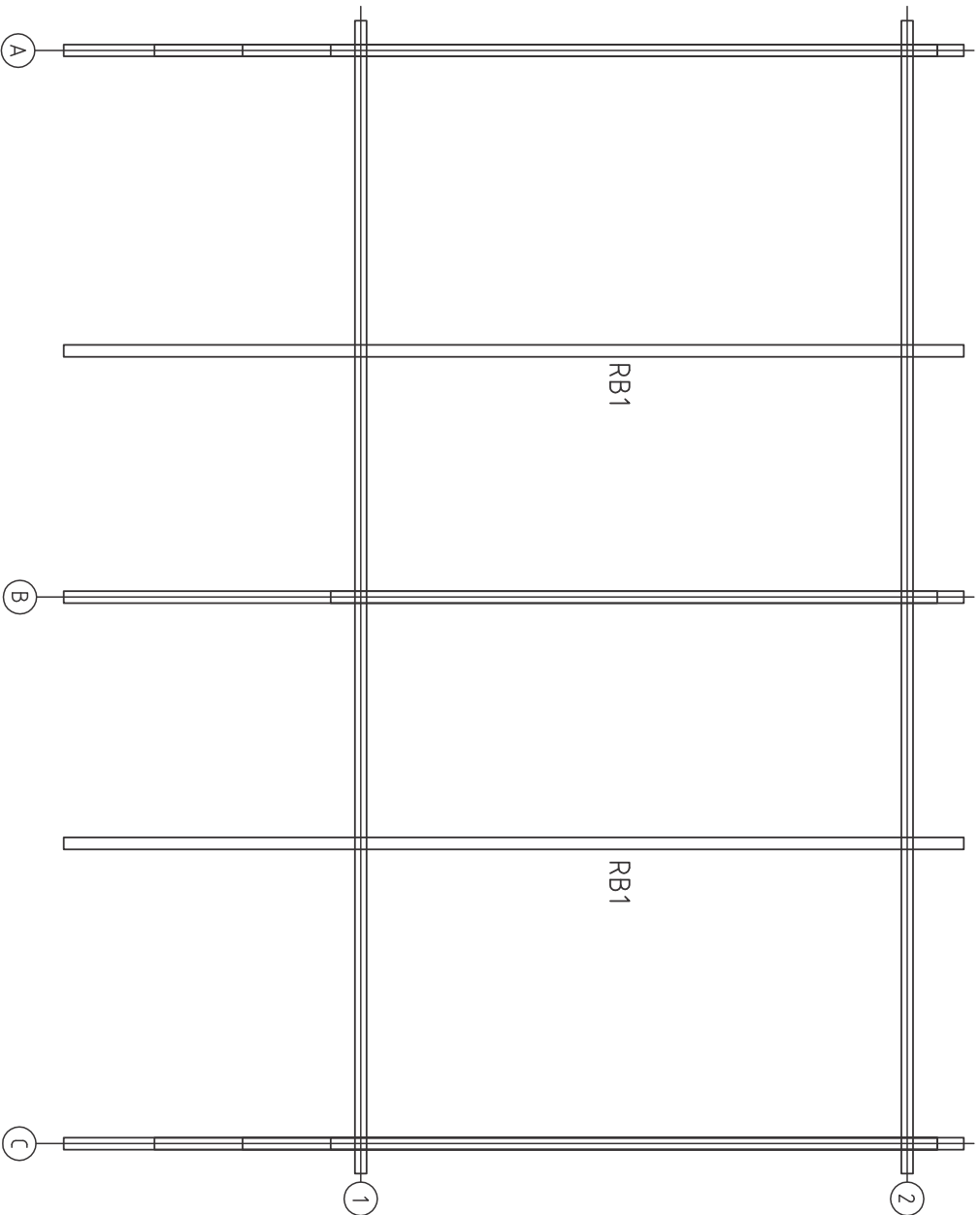
Date		rev.		Description	
House	S4.020-44 Vinja	Sheet	7		
Drawing	WALL C	Scale	1:25		
Material	4.4x135	Date	27.11.2014		
Drawer	K.K.	File	S4.020-44 Vinjadwg		




Date		rev.		Description	
House	S4020-44	Vinjja		Sheet	8
Drawing	WALL 1			Scale	1:25
Material	4,4x135			Date	27.11.2014
Drawer	K.K.			File	S4020-44_Vinjjadwg



Date		rev.		Description	
House	S4.020-44 Vinja	Sheet	9		
Drawing	WALL 2	Scale	1:25		
Material	4.4x135	Date	27.11.2014		
Drawer	K.K.	File	S4.020-44 Vinjadwg		



Date rev. Description

 Polhus		House	S4.020-44, Vinja	Sheet	10
Drawer	K.K.	Drawing	ROOFBEAMS	Scale	1:25
		Material	70x140	Date	27.11.2014
		File	S4.020-44, Vinja.dwg		

Pos	S4020-44 Vinja	St.	Profil (mm)	L (mm)
002		14	44x135	4335
004		1	44x135	3370
005		2	44x135	3370
006		1	44x80	3370
007		1	44x80	3370
009		2	44x135	2940
010		1	44x135	2625
011		1	44x135	2610
013		2	44x68	2290
014		23	44x135	2290
016		14	44x135	1356
017		1	44x68	1356
018		1	44x135	1338
019		13	44x135	1193
020		1	44x135	1008
021		13	44x135	857
022		14	44x135	810
023		6	44x135	688
025		1	44x68	234
026		14	44x135	234
W1-1		1	44x743	4335
W2-1		1	44x743	4335
EB		1	44x135	4335









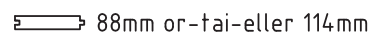

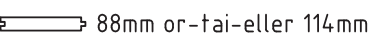











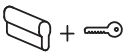




Polhus

Kood S4020-44 Vinja

Materjal

File S4020-44 Vinja.dwg

Leht 11

Pos	S4020-44 Vinja		St.	Profil (mm)	L (mm)
	ASSEMBLING BOARDS-ASENNUSLAUTA-SLAGBRÄDE		2	44x135	300
FB3	FLOORBEAMS-LATTIAPALKIT-GOLVBJÄLKAR		6	43x90	4035
FB1	FLOORBEAMS-LATTIAPALKIT-GOLVBJÄLKAR		2	43x90	3580
FB2	FLOORBEAMS-LATTIAPALKIT-GOLVBJÄLKAR		10	43x90	1990
RB1	ROOFBEAMS-KATTOPALKI-TAKASAR		2	70x140	3370
F1	FLOORBOARDS-LATTIALAUTA-GOLVBRÄDE		16+2	120x28	2000
F2	FLOORBOARDS-LATTIALAUTA-GOLVBRÄDE		23+1 18+1	88x19 114x19	2000
T	TERRACE BOARDS-TERASSILAUTA		32+1	120x28	1520
R	ROOFBOARDS-KATTOLAUTA-TAKBRÄDE		78+1 60+1	88x19 114x19	2400
FF	FLOOR FILLET-LATTIALISTA-GOLVLIST			17x35	9.0
GB	GABLE BOARDS-KAAPELILAUTA-GAVELBRÄDA		4	19x120	2400
EB	EAVE BOARD-RÄYSTÄSLAUTA-TAKFOTSBRÄDE		2	19x90	3370
ES	EAVE SLAT-RÄYSTÄSLISTA-TAKFOTSLIST		2	30x40	3370
RFF	ROOF FELT FILLET-KAAPELILAUDAN PEITELAUTA BRÄDE OVANPÅ GAVELBRÄDE		4	19x70	2410
D	DECORATIVE - KORISTE - PRYDNADS		2	19x100	200
	NAILS - NAULAT - SPIKAR		FLOORBOARD - LATTIALAUTA - GOLVBRÄDE ROOFBOARD - KATTOLAUTAT - TAKBRÄDE	535	2,5x60
	NAILS - NAULAT - SPIKAR		FLOORBEAMS - LATTIAPALKIT - GOLVBJÄLKAR	40	5,0x100
	SCREWS - RUUVIT - SKRUVAR		ROOF FELT FILLET-KATON PÄÄTYLAUTA-BRÄDE OVANPÅ GAVELBRÄDE SKIRTING SLAT - LATTIALISTA - GOLVLIST	78	3,5x35
	SCREWS - RUUVIT - SKRUVAR		EAVE BOARD - RÄYSTÄSLAUTA - TAKFOTSBRÄDE EAVE SLAT - RÄYSTÄSLISTA - TAKFOTSLIST GABLE BOARD - KAAPELILAUTA - GAVELBRÄDA TERRACE BOARD - TERRASSILAUTA - TERASSBRÄDE	345	4,5x50
	SCREWS - RUUVIT - SKRUVAR		FIXING HALF BEAMS VAHVISTETTAVA PUOLIKKAAT PALKIT FÖR ATT FASTA HALVA VÄGGPROFILER	10	4,5x90
	DOOR LOCK+KEYS-OVENLUKKO+AVAIN-DÖRRLÅS+NYCKLAR		1		
	DOOR KNOB/OVEN PAINIKE/DÖRR HANDTAG		1		
	DOOR HINGES-OVEN SARANAT-DÖRR GÅNGJÄRN		6		
	DOOR HANDLE-OVEN KAHVA-DÖRR HANDTAG		1		
	WINDOW CROSSES-IKKUNARISTIKKO-SPRÖJS		1		
	WINDOW HANDLE-IKKUNA KAHVA-FÖNSTER HANDTAG		1		



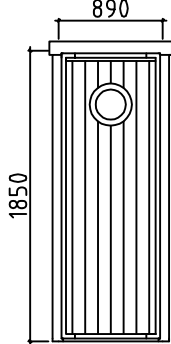
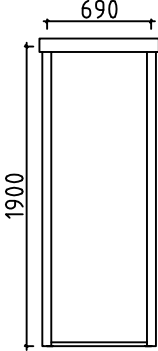
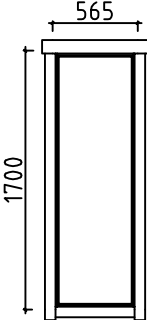
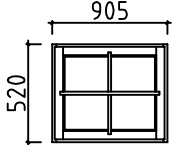
Polhus

Kood S4020-44 Vinja

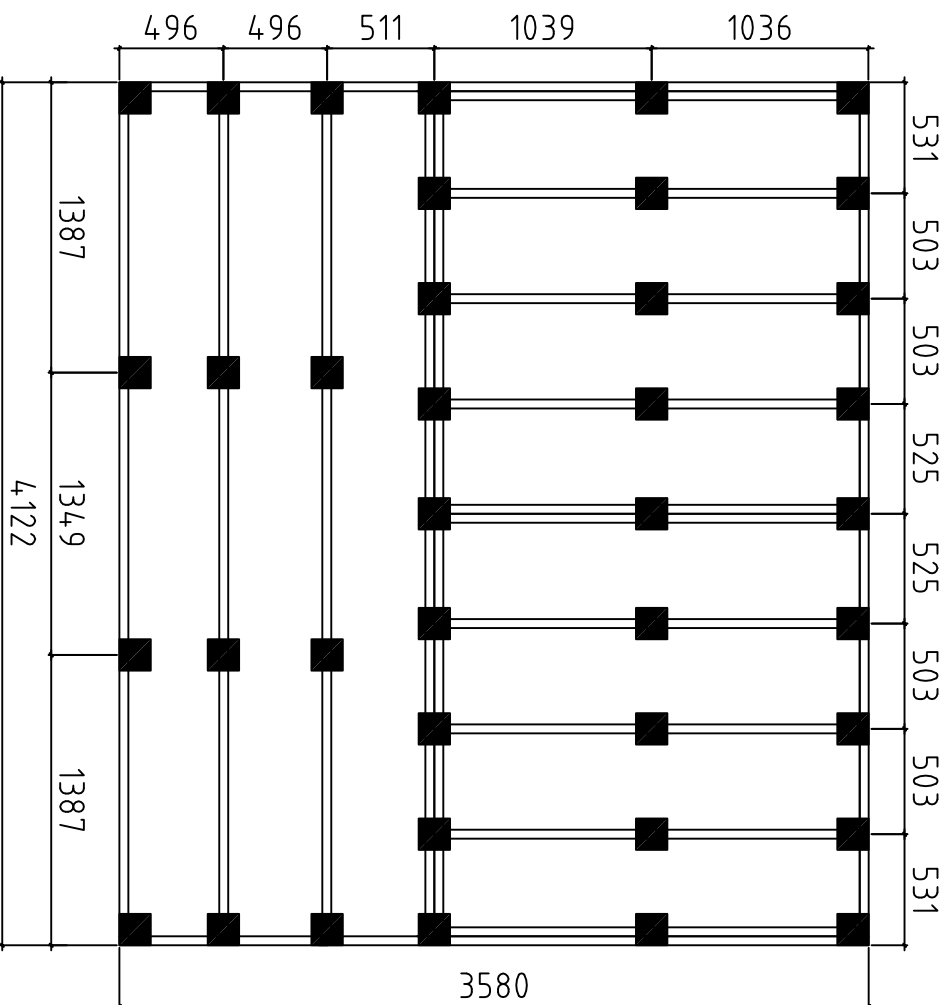
Materjal

File S4020-44 Vinja.dwg

Leht 12

Pos	S4020-44 Vinja	St.	Profil (mm)	L (mm)
	 <p data-bbox="571 344 911 405">Door 890x1850 (right) 1pc ORT_ECO</p>	1	890	1850
	 <p data-bbox="587 584 927 618">Door 690x1900 (right) 1pc</p>	1	690 (700)	1900 (1900)
	 <p data-bbox="544 1099 836 1160">Window 565x1700 1pc ORT_ECO</p>	1	565	1700
	 <p data-bbox="552 1402 903 1476">Window 905x520 (left) 1pc ORT_ECO</p>	1	520	905






Detta är ett förslag för hur man kan placera plintarna (100-200 mm i diameter) för golvvägglaget. Golvväggarna är med i byggsatsen, men inte plintarna. Använder man exempelvis 500-600mm långa murblock så kan man halvera antalet punkter. Lägg fuktskyddande papp mellan betong och trä

Tämä on ehdotus siitä, miten (100-200 mm läpimittaiset) jalat voidaan sijoittaa alapohjaa varten. Lattiapaikit ovat rakennussarjassa, mutta jalat ei ole. Kun käytetään esimerkiksi 500-600 mm pitkiä harkkoja, voidaan pisteiden määrä puolittaa. Aseta betonin ja puun väliin kosteudelta suojaava paperi

A proposal for placing plinths (100-200 mm in diameter) for floor beams. Floor beams are provided in the kit but plinths are not included. For example, by using 500-600 mm long masonry units, one can reduce the number of points 50%. Place cardboard between the concrete and wood to protect from moisture

Date rev. Description



House	Sheet
S4020-44 Vinja	14
Drawing	Scale
Plan	1:35
Material	Date
	04.03.2016
Drawer	File
K.K.	S4020-44 Vinja.dwg