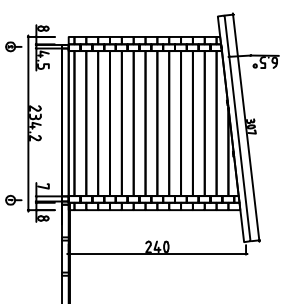
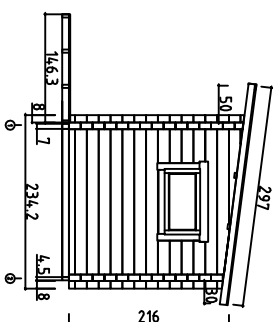
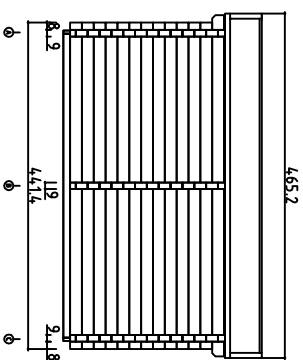
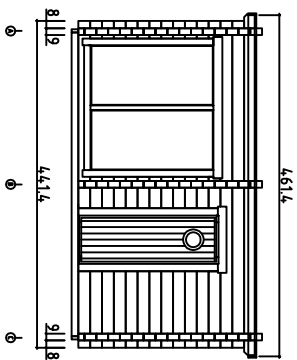





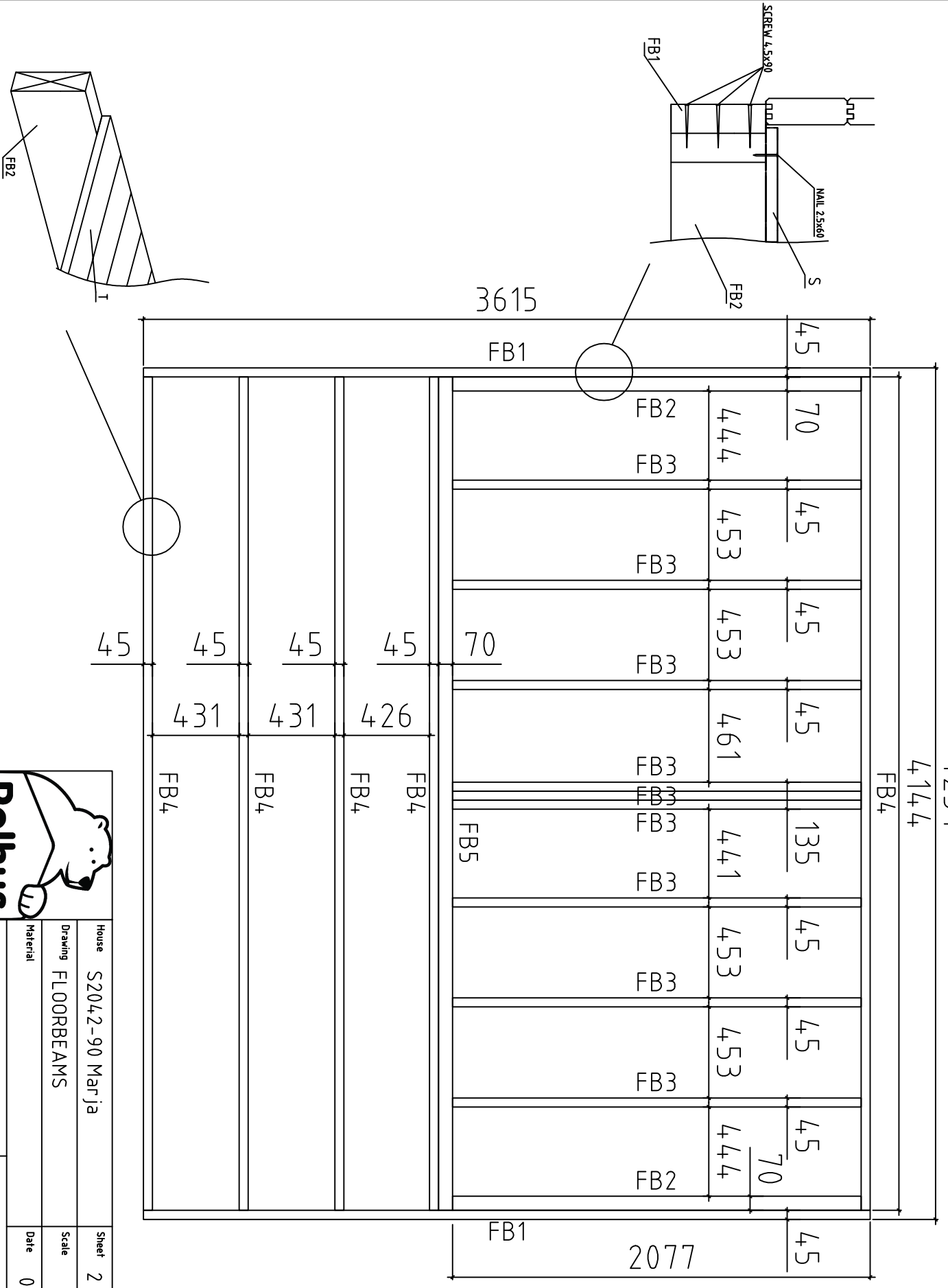
Date rev. Description V 1.0

House	S2042-90 Marja	Sheet	
Drawing	3D	Scale	
Material	90x160	Date	03.09.2019
Drawer	K.K.	File	S2042-90 Marja 3D.dwg



Roof Pmax=270kg/m2
V 1.0

		House	S204.2-90 Marja	Sheet	1
		Drawing	VIEWS	Scale	1:100
		Material	90x160	Date	03.09.2019
		Drawer	K.K.	File	S204.2-90 Marja Views.dwg



4234

4144

FB4

45

70

45

45

45

135

45

45

45

45

SCREW 4,5x90

MAIL 2,5x60

S

444

453

453

461

441

453

453

444

70

FB1

FB2

FB3

FB2

FB3

FB3

FB3

FB3

FB3

FB3

FB3

FB3

FB2

3615

FB1

70

426

FB4

431

FB4

431


FB4

45



2077

FB1

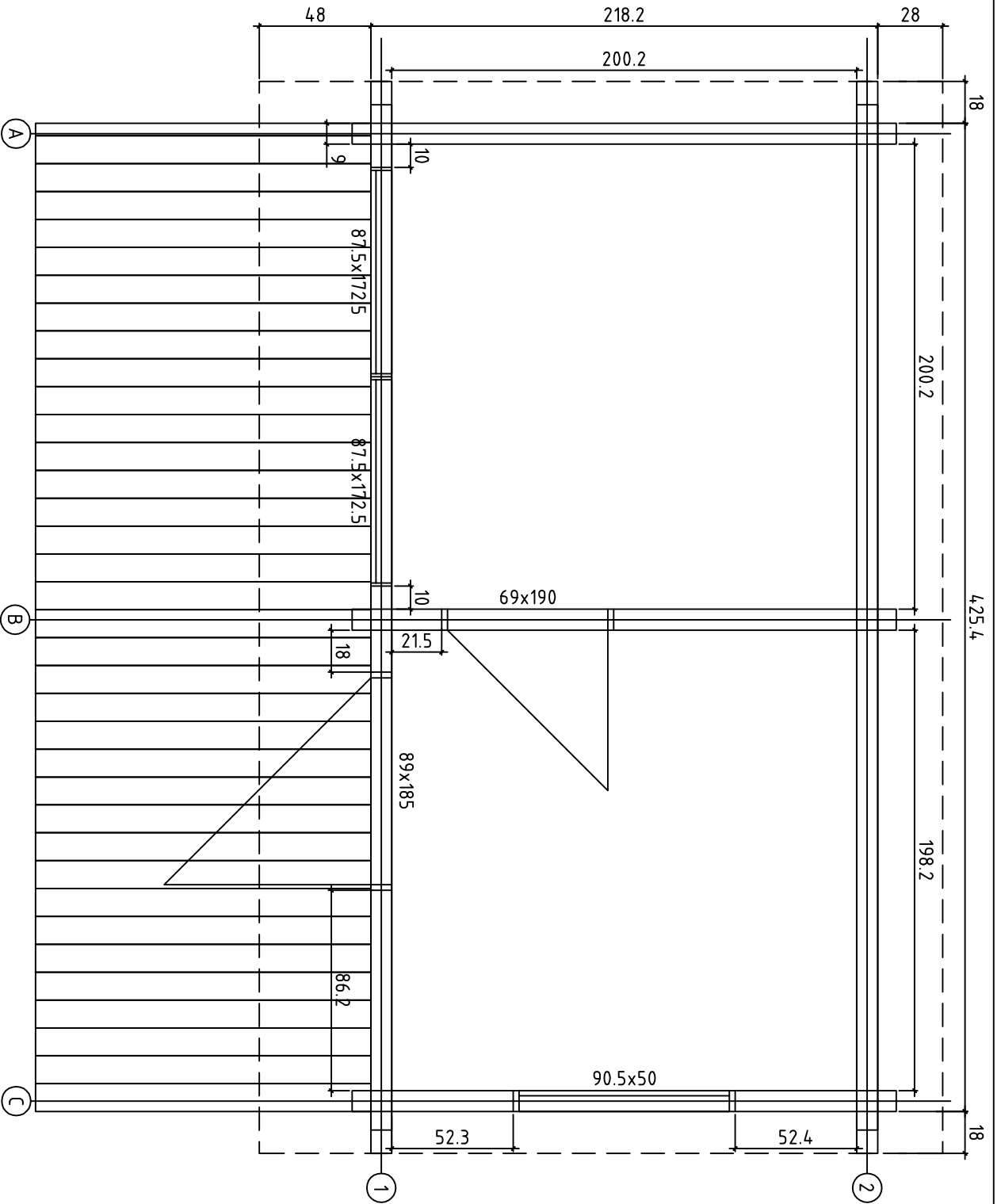
V 1.0




House	S2042-90 Marja	Sheet	2
Drawing	FLOORBEAMS	Scale	1:25
Material		Date	03.10.2017
Drawer	K.K.	File	S2042-90 Marja.dwg



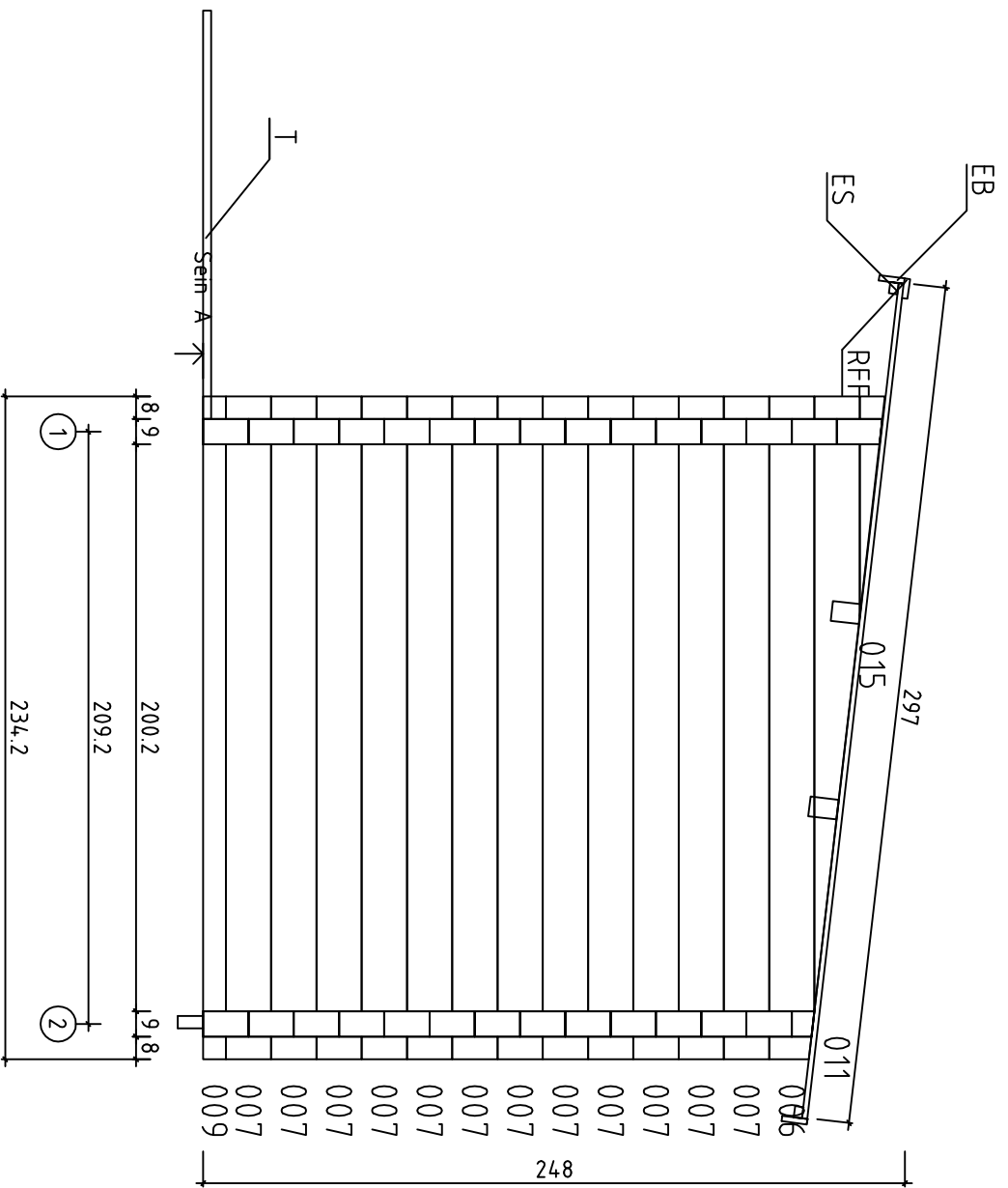
House	S2042-90 Marja	Sheet	3
Drawing	SAUNA, TERRACE BOARDS	Scale	1:25
Material		Date	03.10.2017
Drawer	K.K.	File	S2042-90 Marja.dwg




V 1.0

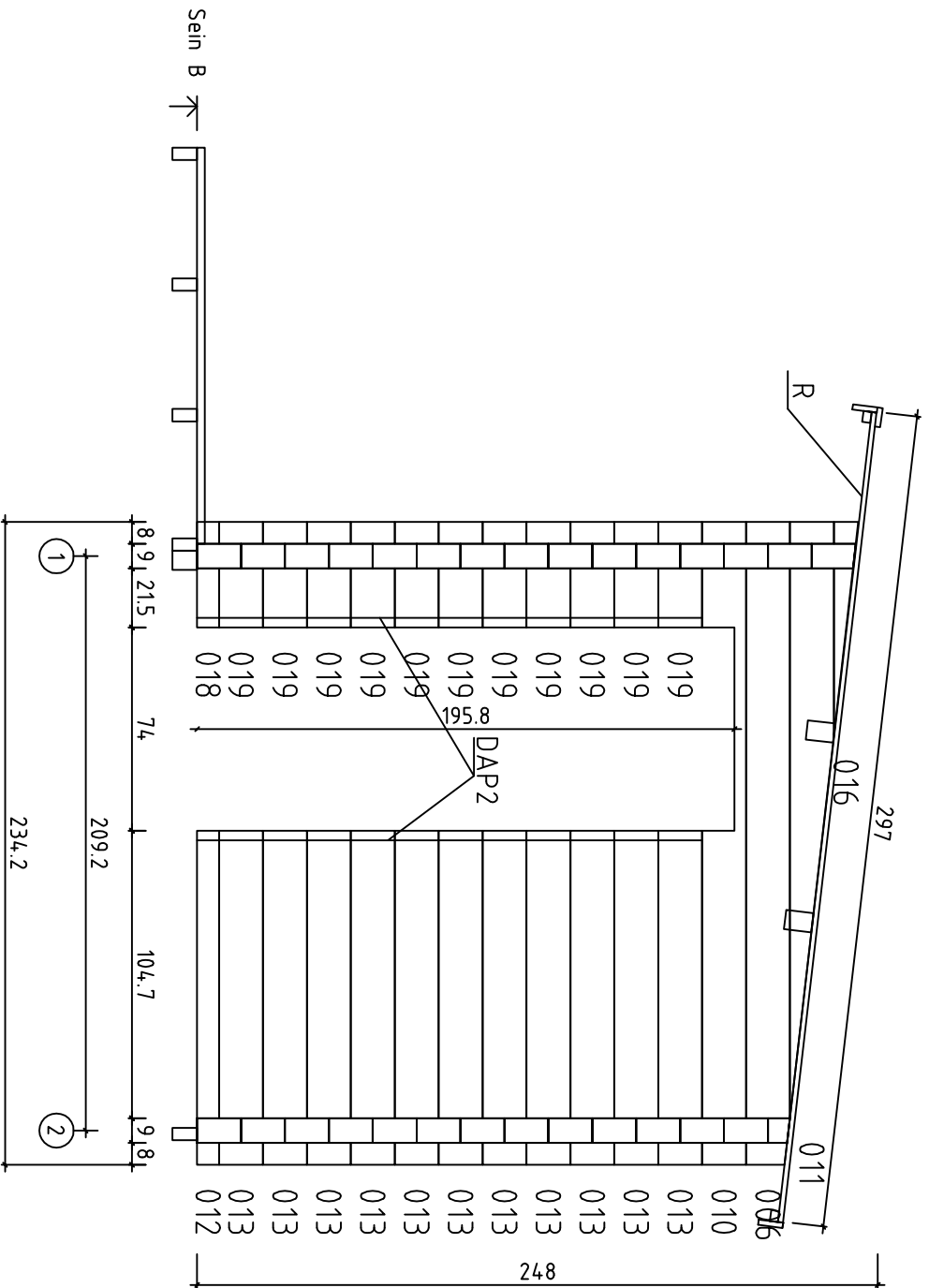


House	S2042-90 Marja	Sheet	4
Drawing	Plan	Scale	1:25
Material	90x160	Date	03.09.2019
Drawer	K.K.	File	S2042-90 Marja.dwg




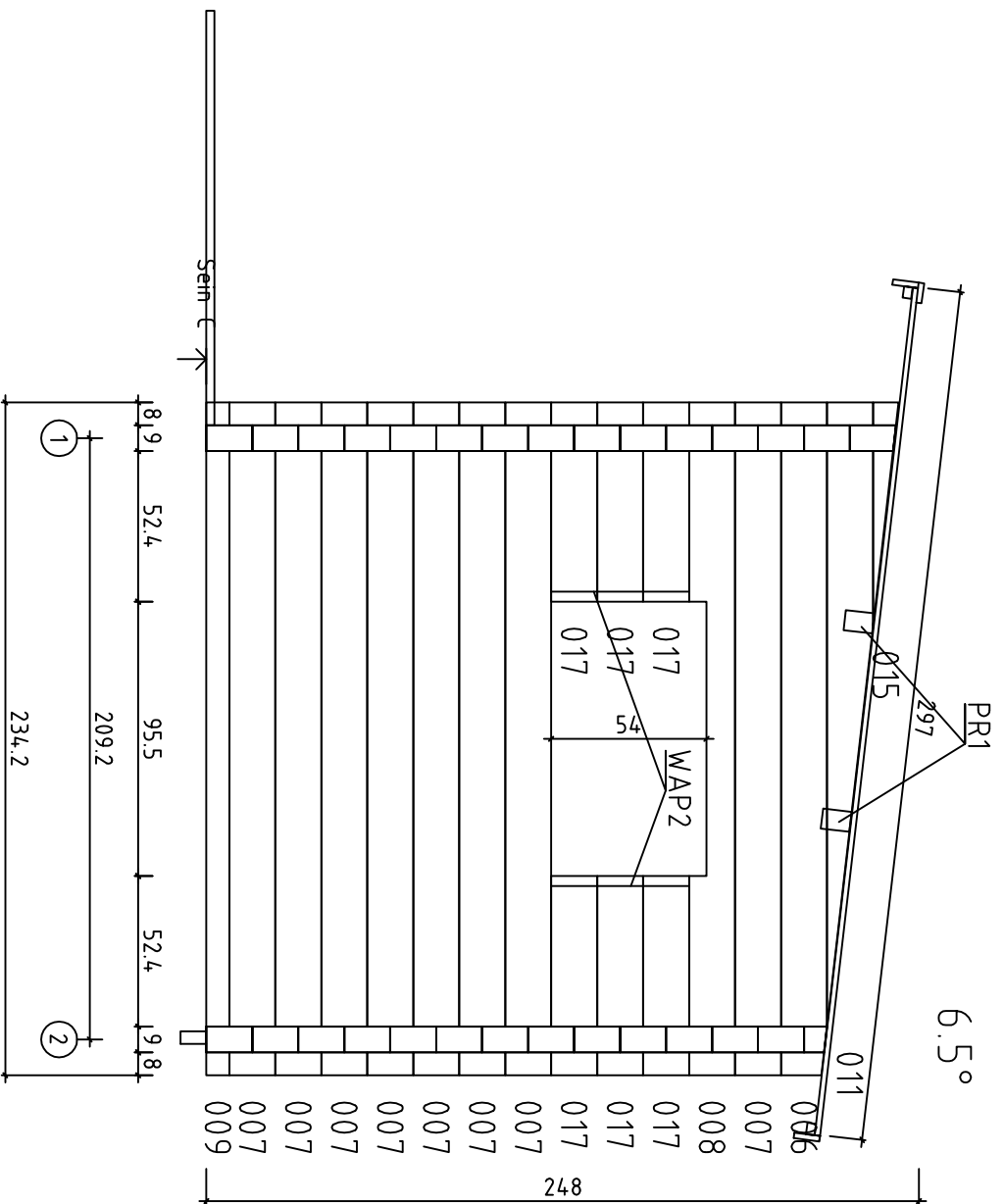
V 1.0

 Polhus	House	S2042-90 Marja	Sheet	5
	Drawing	SEIN A	Scale	1:25
	Material	9x16	Date	03.09.2019
	Drawer	K.K.	File	S2042-90 Marja.dwg




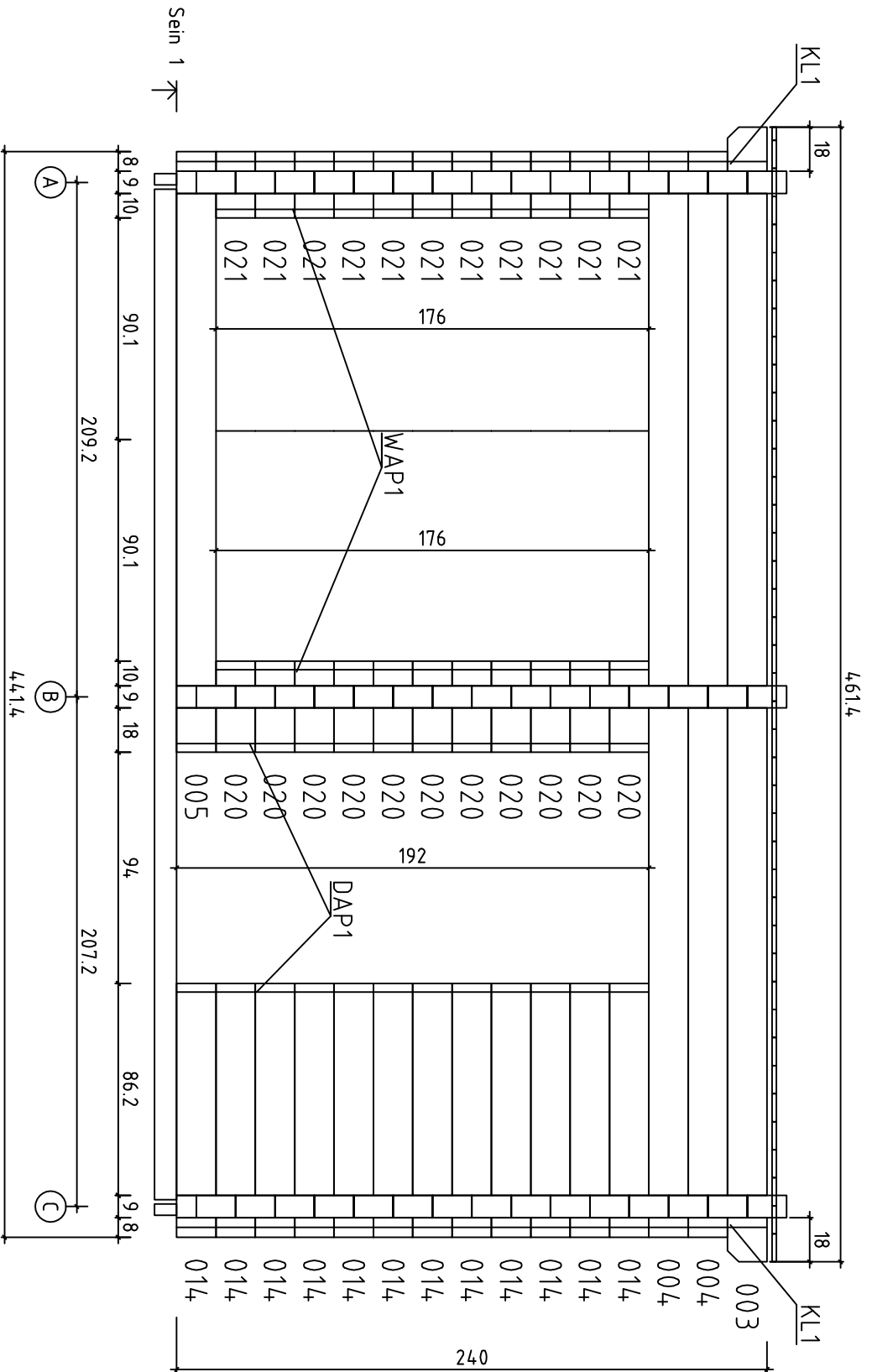
V 1.0

 Polhus			
House	S2042-90 Marja	Sheet	6
Drawing	SEIN B	Scale	1:25
Material	9x16	Date	03.09.2019
Drawer	K.K.	File	S2042-90 Marja.dwg




V 1.0

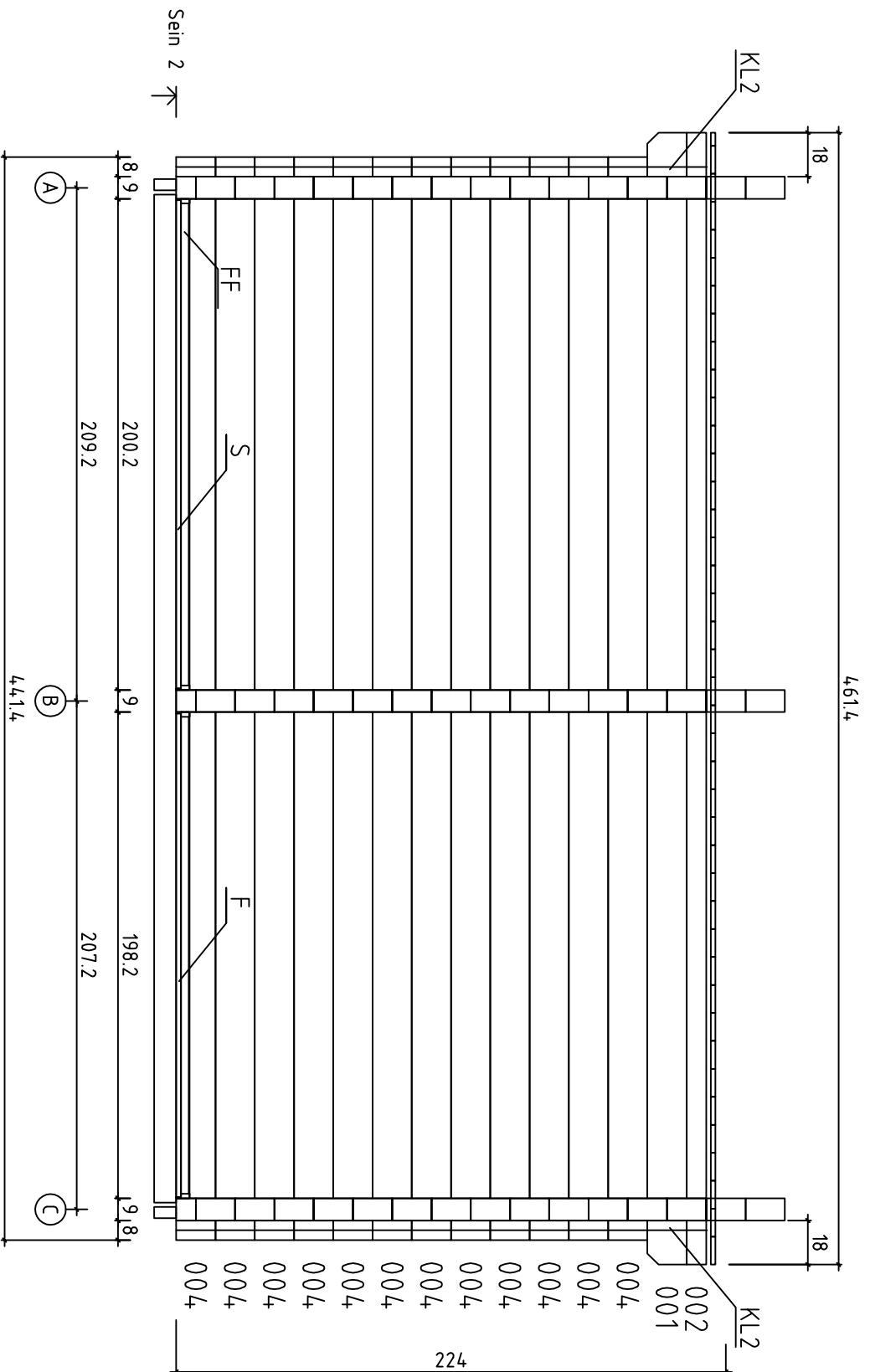
 Polhus			
House	S2042-90 Marja	Sheet	7
Drawing	SEIN C	Scale	1:25
Material	9x16	Date	03.09.2019
Drawer	K.K.	File	S2042-90 Marja.dwg




V 1.0



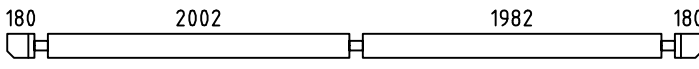

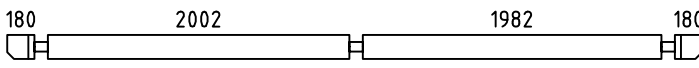
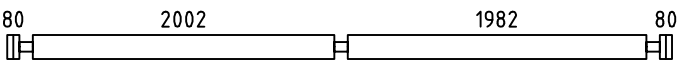
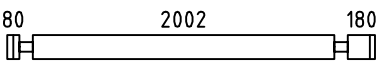


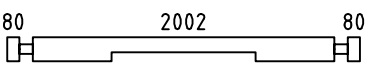
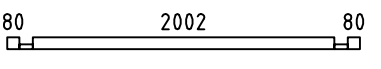
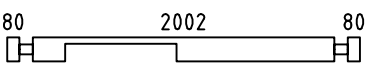

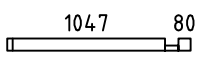

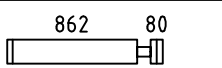
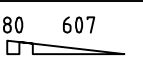
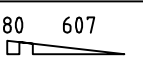
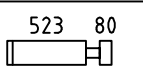
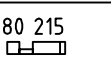
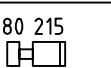
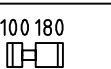
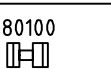
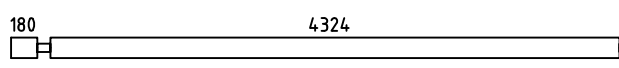

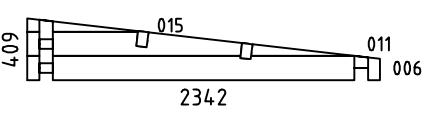
House	S2042-90 Marja	Sheet	8
Drawing	SEIN 1	Scale	1:25
Material	9x16	Date	03.09.2019
Drawer	K.K.	File	S2042-90 Marja.dwg

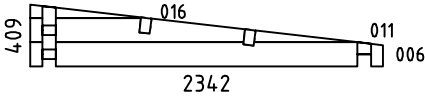
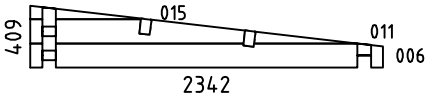





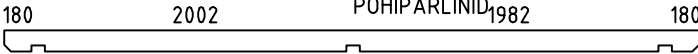






















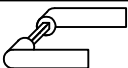
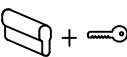

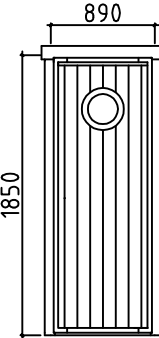
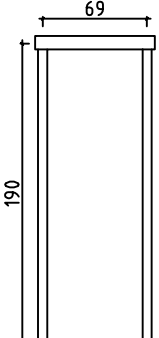
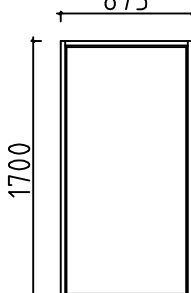
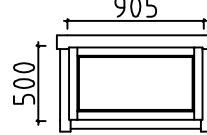
V 1.0

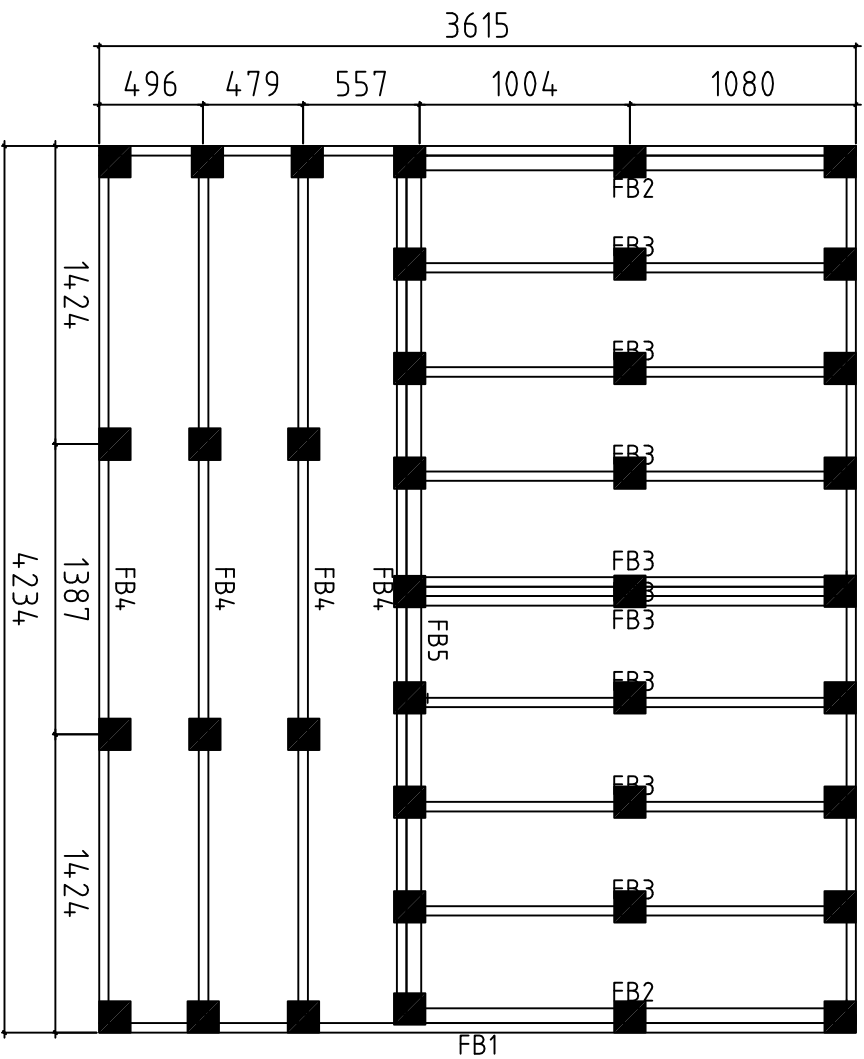


House	S2042-90 Marja	Sheet	9
Drawing	SEIN 2	Scale	1:25
Material	9x16	Date	03.09.2019
Drawer	K.K.	File	S2042-90 Marja.dwg

Pos	S2042-90 Marja	Arv	Profiil (mm)	Pikkus (mm)		
001		1	90x160	4614		
002		1	90x80	4614		
003		1	90x160	4614		
004		14	90x160	4414		
005		1	90x160	2442		
006		3	90x160	2342		
007		20	90x160	2342		
008		1	90x160	2342		
009		2	90x80	2342		
010		1	90x160	2342		
011		3	90x160	2172		
012		1	90x80	1217		
013		11	90x160	1217		
014		12	90x160	1032		
015		2	90x89	777		
016		1	90x89	777		
017		6	90x160	693		
018		1	90x80	385		
019		11	90x160	385		
020		11	90x160	370		
021		11	90x160	270		
SB	 EXTRA PROFILE	1	90x160	4614		
HB	BOARD FOR ASSEMBLING - ASENNUSLAUTA - SLAGBRÄDE 	2	90x160	300		
WA-1		1	90x409	2342		
Kood	S2042-90 Marja	Materjal	File	S2042-90 Marja.dwg	Leht	10

Pos	S2042-90 Marja	Arv	Profiil (mm)	Pikkus (mm)	
WB-1		1	90x409	2342	
WC-1		1	90x409	2342	
FB5	FLOORBEAMS-LATTIAPALKIT-GOLVBJÄLKAR 	IMM	1	70x90	4144
FB2	FLOORBEAMS-LATTIAPALKIT-GOLVBJÄLKAR 	IMM	2	70x90	2032
FB4	FLOORBEAMS-LATTIAPALKIT-GOLVBJÄLKAR 	IMM	5	45x90	4144
FB1	FLOORBEAMS-LATTIAPALKIT-GOLVBJÄLKAR 	IMM	2	45x90	3615
FB3	FLOORBEAMS-LATTIAPALKIT-GOLVBJÄLKAR 	IMM	9	45x90	2032
PR1	180 2002 PÖHIPÄRLINID 1982 180 	2	70x140	4614	
S	SAUNA BOARDS-SAUNA LATTIALAUTA-SAUNA GOLVBRÄDE 		17	120x28	2000
F	FLOORBOARD-LATTIALAUTA-GOLVBRÄDE  88mm or -tai- eller 114mm		18	114x18	1980
T	TERRACE BOARD-TERASSILAUTA-TERASSBRÄDE  IMM		36	120x28	1443
R1	ROOFBOARDS-KATTOLAUTA-TAKBRÄDE  88mm or -tai- eller 114mm		41	114x18	2970
FF	FLOOR FILLET-LATTIALISTA-GOLVLIST 			18x35	16.0
GB	GABLE BOARDS-KAAPELILAUTA-GAVELBRÄDA 		2	18x120	3070
EB	EAVE BOARD-RÄYSTÄSLAUTA-TAKFOTSBRÄDE 		2	18x120	4615
ES	EAVE SLAT-RÄYSTÄSLISTA-TAKFOTSLIST 		2	30x40	4615
RFF	ROOF FELT FILLET-KAAPELILAUDAN PEITELAUTA BRÄDE OVANPÅ GAVELBRÄDE 		1	18x70	4615
			2	18x70	3100
DAP1	DOOR ASSEMBLING PROFILE - OVEN ASENNUSPROFIILI 		2	90x44	1900
DAP2	- DÖRR MONTERINGSPROFIL		2	90x44	1820
WAP1	WINDOW ASSEMBLING PROFILE - IKKUNA ASENNUSPROFIILI 		2	90x44	1720
WAP2	- FÖNSTER MONTERINGSPROFIL		2	90x44	460
KL1	SCREW JOINT - KIERRETNKO-MYRSKYVARMISTUS - GÄNGTAPP-STORMSÄKRING 		2	ØM10	2500
KL2	SCREW JOINT - KIERRETNKO-MYRSKYVARMISTUS - GÄNGTAPP-STORMSÄKRING 		2	ØM10	2260
	NAILS - NAULAT - SPIKAR  ROOFBOARDS-KATTOLAUTA-TAKBRÄDE SAUNA BOARDS-SAUNA LATTIALAUTA-SAUNA GOLVBRÄDE		260	2.5	60
	SCREWS - RUUVIT - SKRUVAR  FLOORBEAMS-LATTIAPALKIT-GOLVBJÄLKAR HALFBEAMS-PUOLEKSIPALKIT-FÖR ATT HALVA VÄGGPROFILER		70	4.5	90
	SCREWS - RUUVIT - SKRUVAR  TERRACE BOARDS-TERASSILAUTA-TERASSBRÄDE SAUNA BOARDS-SAUNA LATTIALAUTA-SAUNA GOLVBRÄDE		240	4.5	70
Kood	S2042-90 Marja	Materjal	File	S2042-90 Marja.dwg	Leht 11

Pos	S2042-90 Marja	Arv	Profiil (mm)	Pikkus (mm)		
	SCREWS - RUUVIT - SKRUVAR  GABLE BOARDS-KAAPELILAUTA-GAVELBRÄDA EAVE BOARD-RÄYSTÄSLAUTA-TAKFOTBRÄDE EAVE SLAT-RÄYSTÄSLISTA-TAKFOTLIST	40	4.5	50		
	SCREWS - RUUVIT - SKRUVAR  ROOF FELT FILLET-KAAPELILAUDAN PEITELAUTA BRÄDE OVANPÅ GAVELBRÄDE	36	3.5	35		
	WINDOW HANDLE-IKKUNA KAHVA-FÖNSTER HANDTAG 	1+1+1				
	DOOR KNOB/OVEN PAINIKE/DÖRR HANDTAG	1				
	DOOR HINGES-OVEN SARANAT-DÖRR GÅNGJÄRN 	6				
	DOOR HANDLE/OVEN KAHVA/DÖRR HANDTAG 	1				
	DOOR LOCK+KEYS/OVENLUKKO+AVAIN/DÖRRLÅS+NYCKLAR 	1				
	Window border boards set- Ikkuna kaiteenlaudat-Fönster gränserbräder 	1				
	<p>Door-ovi-dörr 890x1850 (right-oikea käsi-höger hand) 1pc-kpl-st</p>  <p>1850 890 ORT_ECO</p>	1	890	1850		
	<p>Door-ovi-dörr 690x1900 (right-oikea käsi-höger hand) 1pc</p>  <p>190 69 ORT_ECO</p>	1	690	1900		
	<p>Window-ikkuna-fönster 875x1700 2pcs-kpl-st</p>  <p>1700 875 ORT_ECO</p>	2	875	1700		
	<p>Window-ikkuna-fönster 905x500 2pc-kpl-st</p>  <p>500 905 ORT_ECO</p>	1	905	500		
Kood	S2042-90 Marja	Materjal	File	S2042-90 Marja.dwg	Leht	12




Detta är ett förslag för hur man kan placera plintarna (100-200 mm i diamaten) för golvvägglaget. Golvväggarna är med i byggsatsen, men inte plintarna. Använder man exempelvis 500-600mm långa murblock så kan man halvera antalet punkter. Lägg fuktskyddande papp mellan betong och trä

Tämä on ehdotus siitä, miten (100-200 mm läpimittaiset) jalat voidaan sijoittaa alapohjan varten. Lattiapaikit ovat rakennussarjassa, mutta jalat ei ole. Kun käytetään esimerkiksi 500-600 mm pitkiä harkkoja, voidaan pisteiden määrä puolittaa. Aseta betonin ja puun väliin kosteudelta suojaava pähvi

A proposal for placing plinths (100-200 mm in diameter) for floor beams. Floor beams are provided in the kit but plinths are not included. For example, by using 500-600 mm long masonry units, one can reduce the number of points 50%. Place cardboard between the concrete and wood to protect from moisture

V 1.0



House	S2042-90 Marja	Sheet	13
Drawing		Scale	1:35
Material		Date	10.01.2017
Drawer	K.K.	File	S2042-90 Marja.dwg