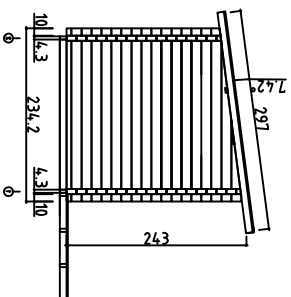
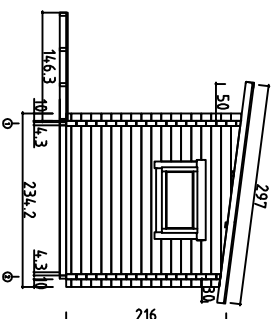
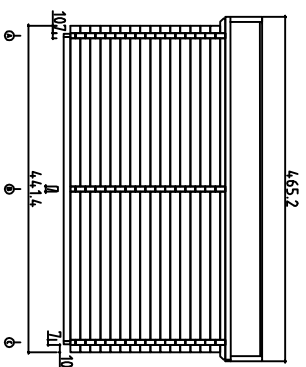
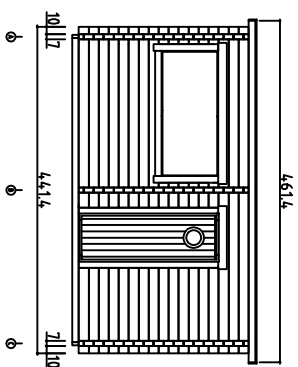



Date rev. Description V 1.0


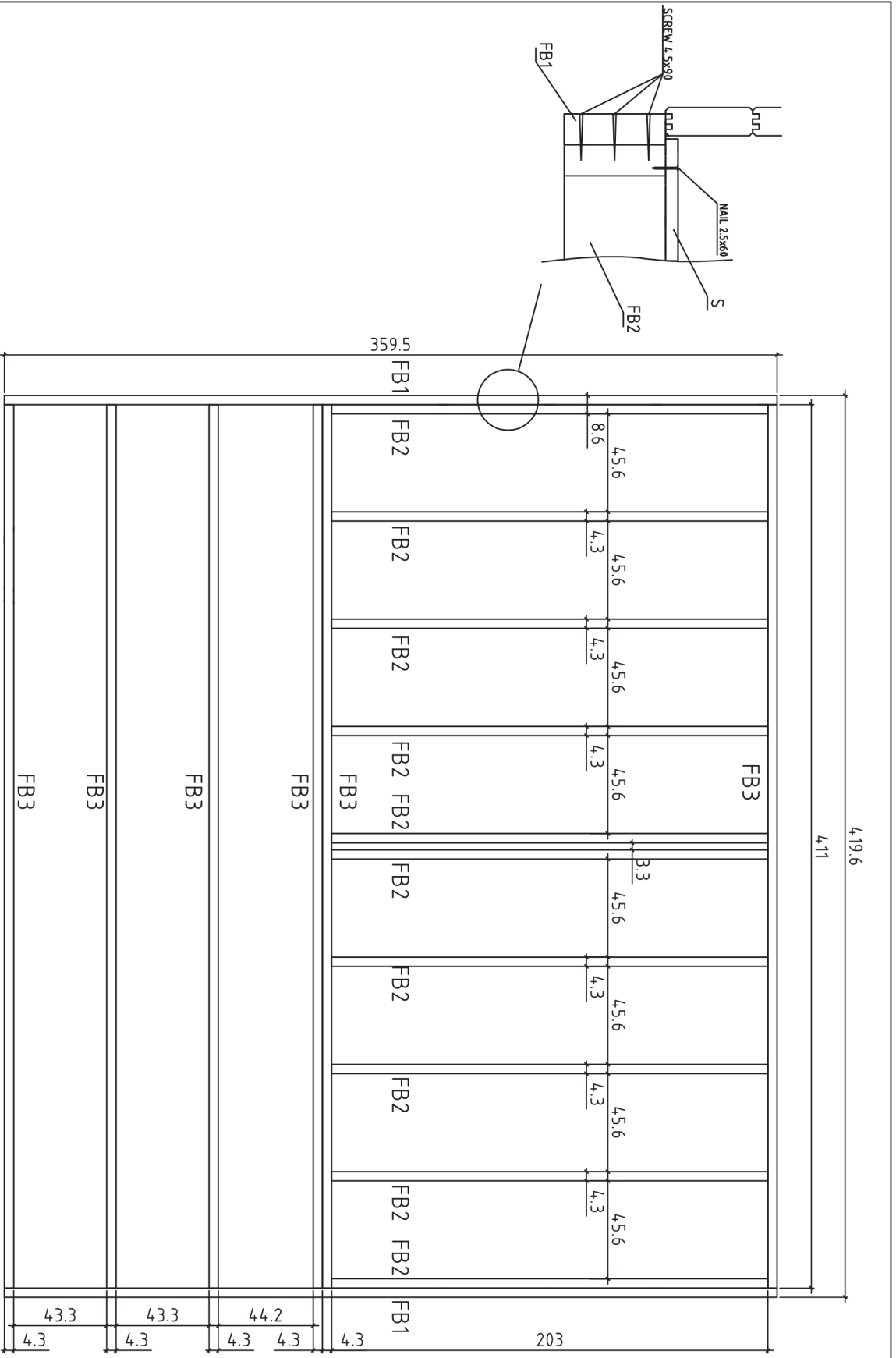
House	S2042-70 Aatu	Sheet	
Drawing	3D	Scale	
Material	70X135	Date	09.01.2017
Drawer	K.K.	File	S2042-70 Aatu 3D.dwg



Roof Paak=270kg/m²
V 10




House	S2042-70 Astu	Sheet	1
Drawing	Views-kuvat-sedd	Scale	1:100
Material	70x135	Date	22.04.2019
Drawer	K.K.	File	S2042-70 Astudwg




House	S2042-70 Aatu	Sheet	2
Drawing	FLOORBEAMS	Scale	1:25
Material		Date	09.01.2017
Drawer	K.K.	File	S2042-70 Aatudwg

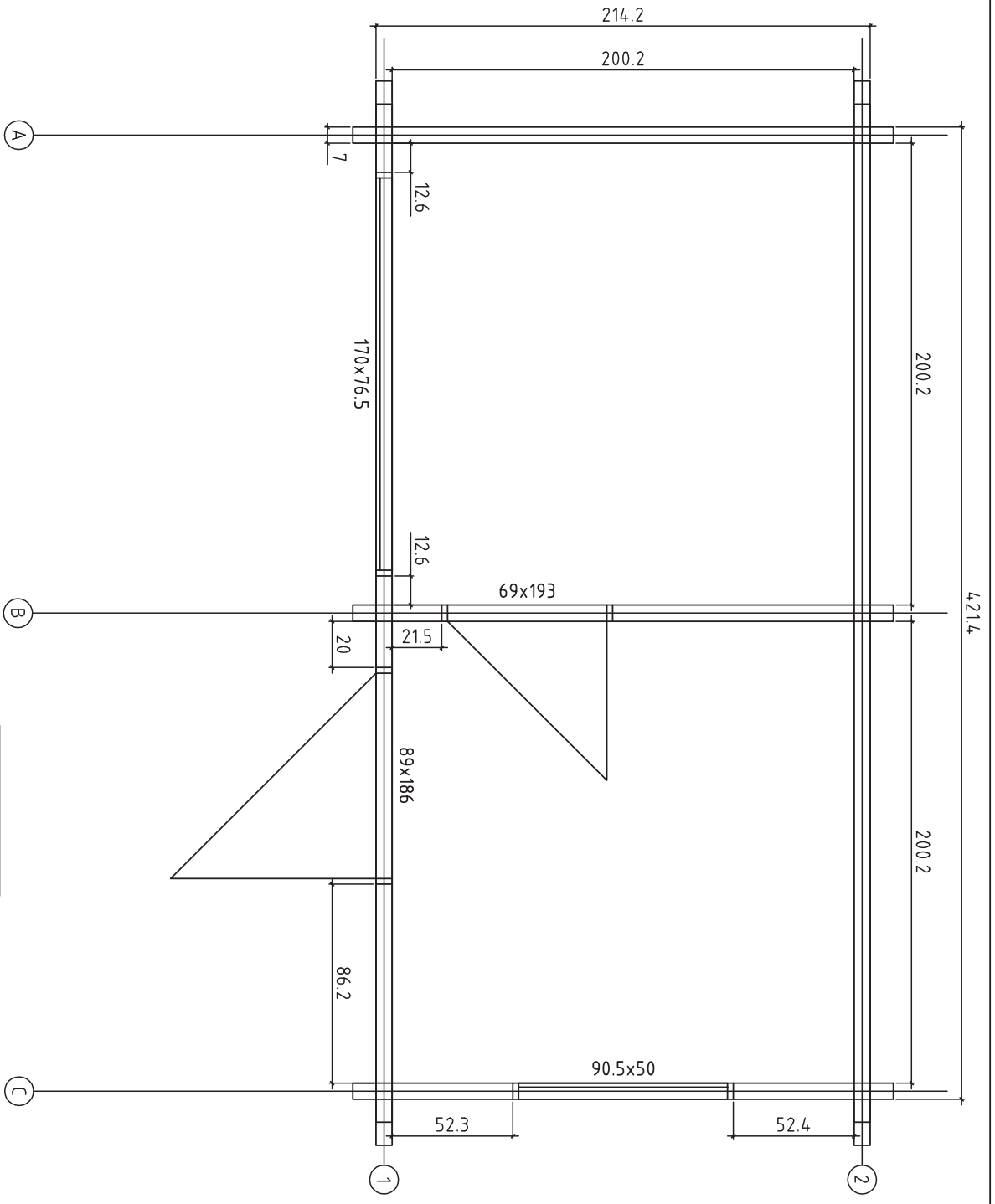
V 1.0




V 1.0



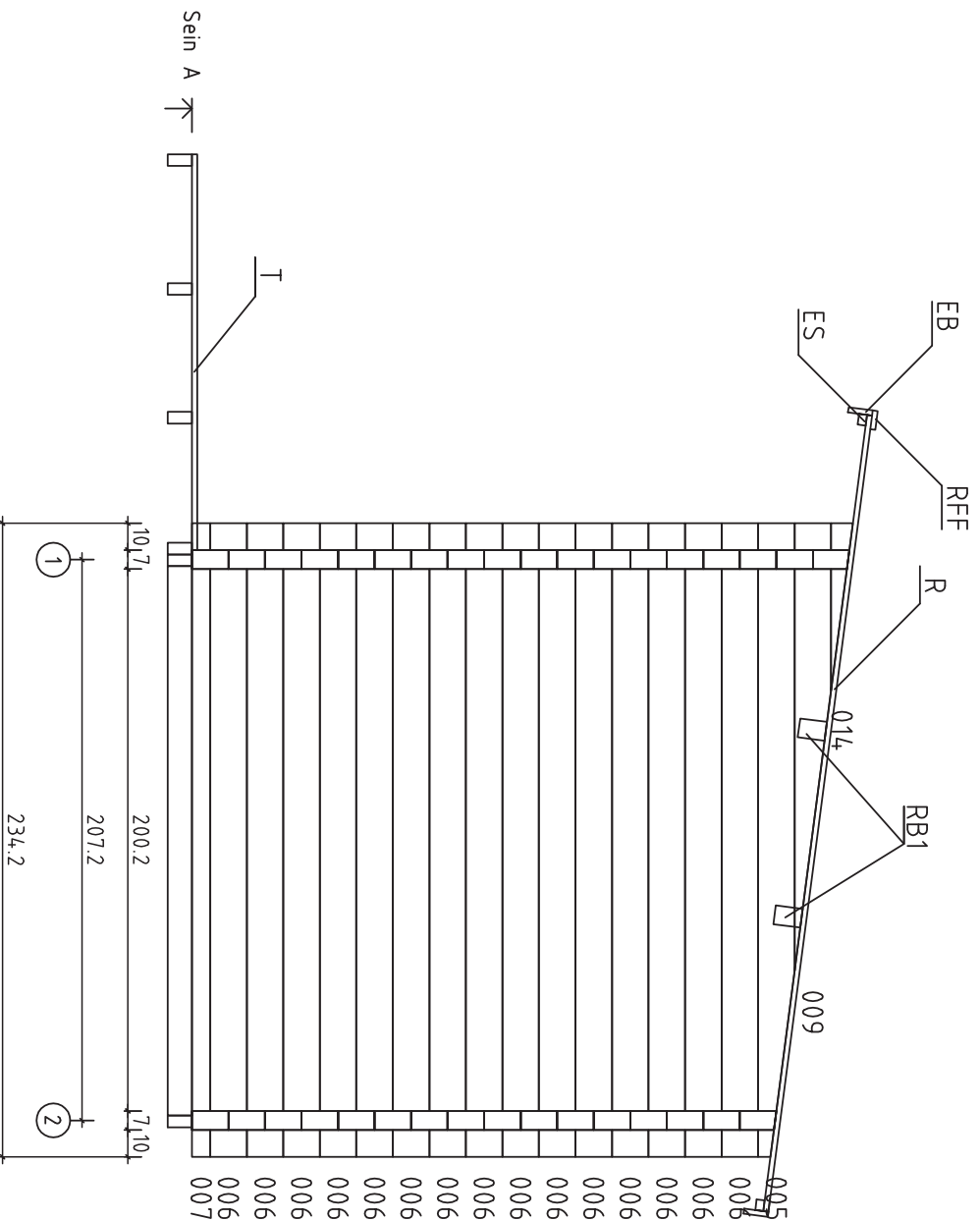
House	S2042-70 Aatu	Sheet	3
Drawing	SAUNA, TERRACE BOARDS	Scale	1:25
Material		Date	09.01.2017
Drawer	K.K.	File	S2042-70 Aatu.dwg




V 1.0



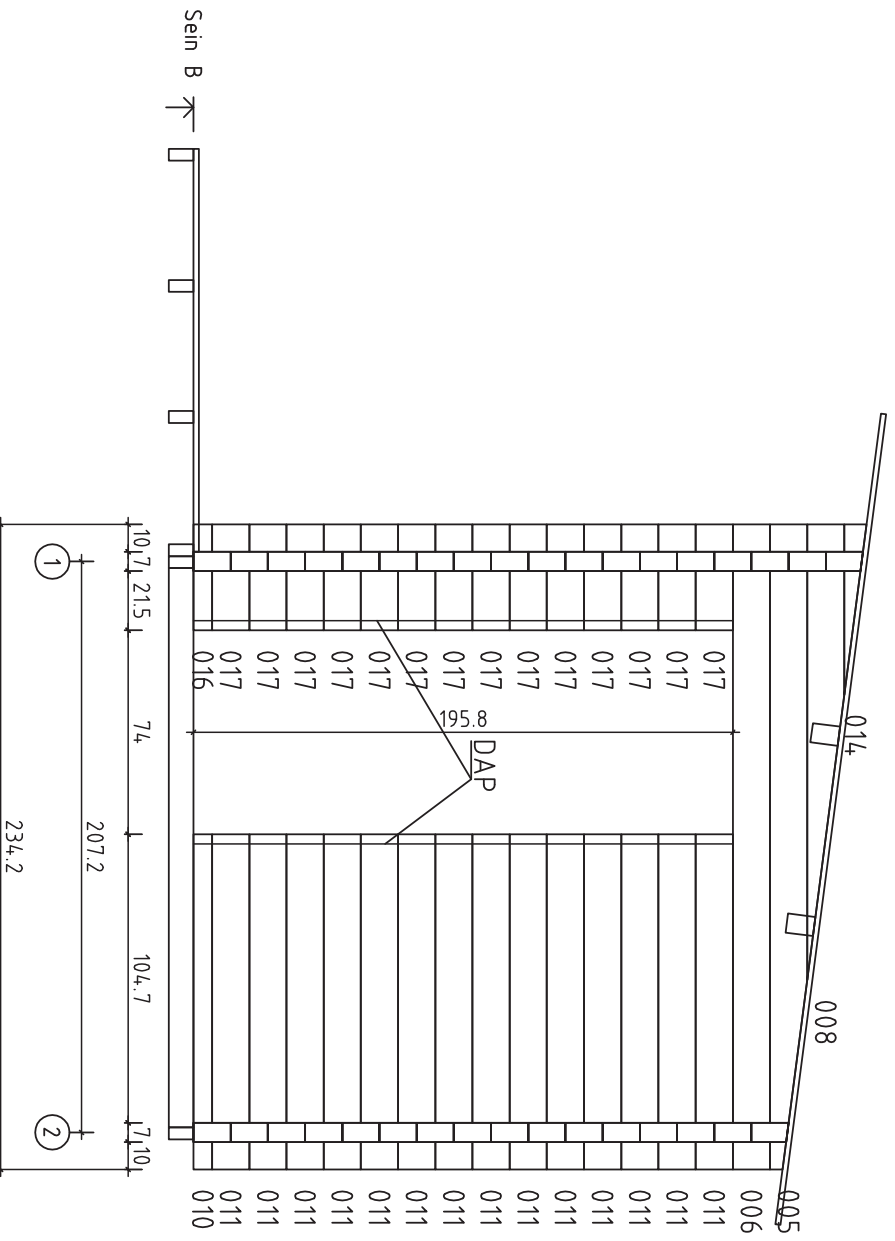
House	S2042-70 Aatu	Sheet	4
Drawing	Plan	Scale	1:25
Material		Date	09.01.2017
Drawer	K.K.	File	S2042-70 Aatu.dwg




V 1.0

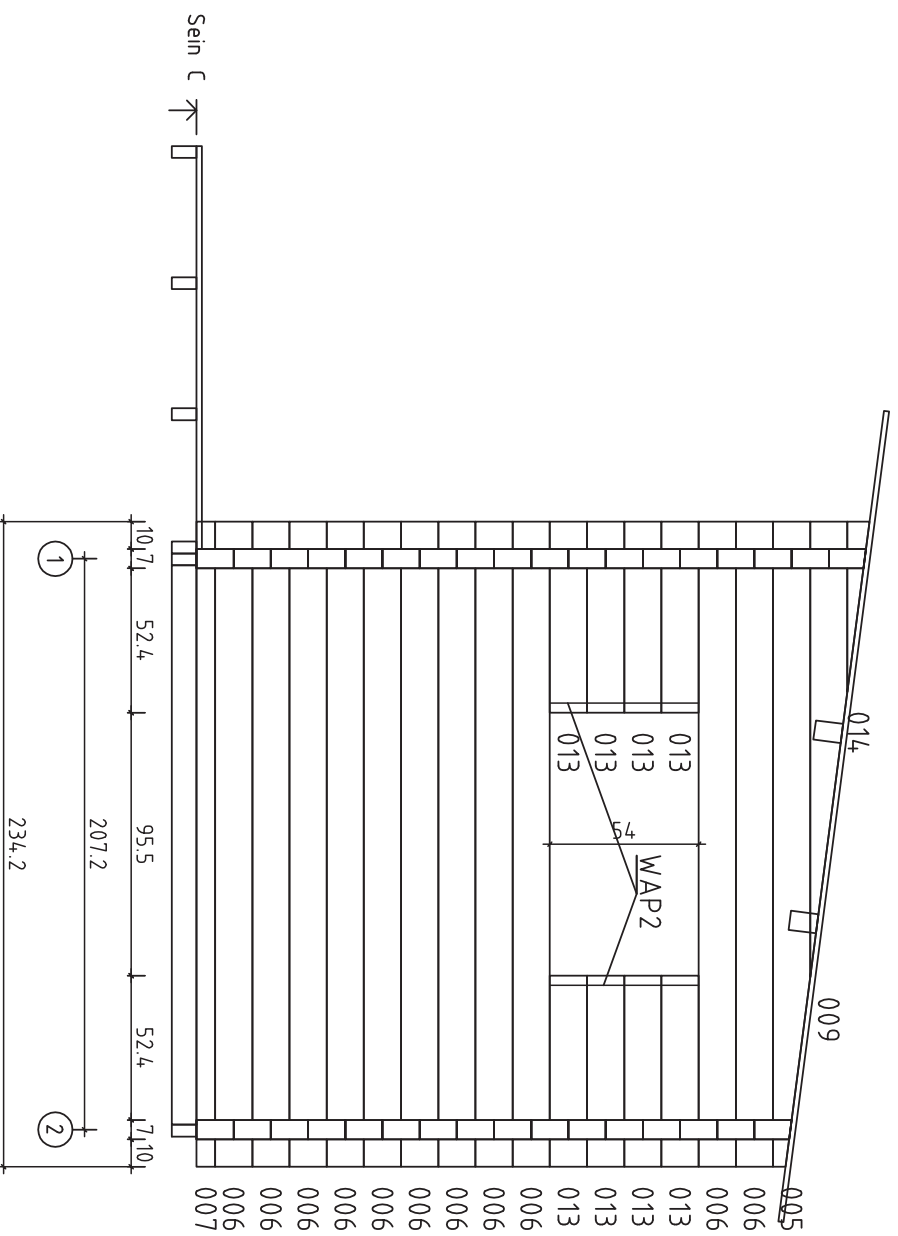


House	S2042-70 Aatu	Sheet	5
Drawing	WALL A	Scale	1:25
Material	7.0X13.5	Date	09.01.2017
Drawer	K.K.	File	S2042-70 Aatu.dwg




V 1.0

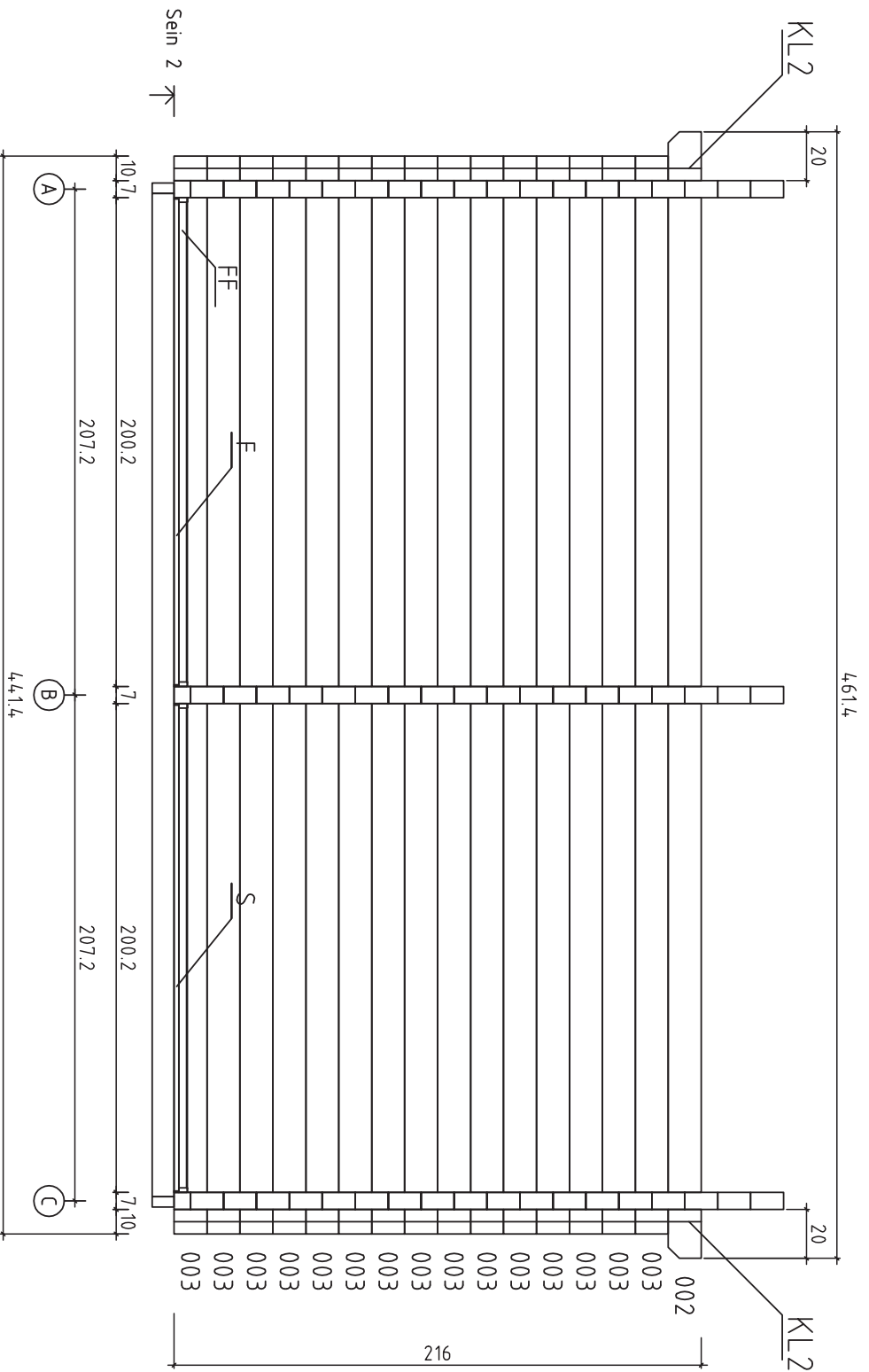
 Polhus		House	S2042-70 Aatu	Sheet	6
		Drawing	WALL B	Scale	1:25
		Material	7.0X13.5	Date	09.01.2017
Drawer	K.K.	File	S2042-70 Aatu.dwg		




V 1.0



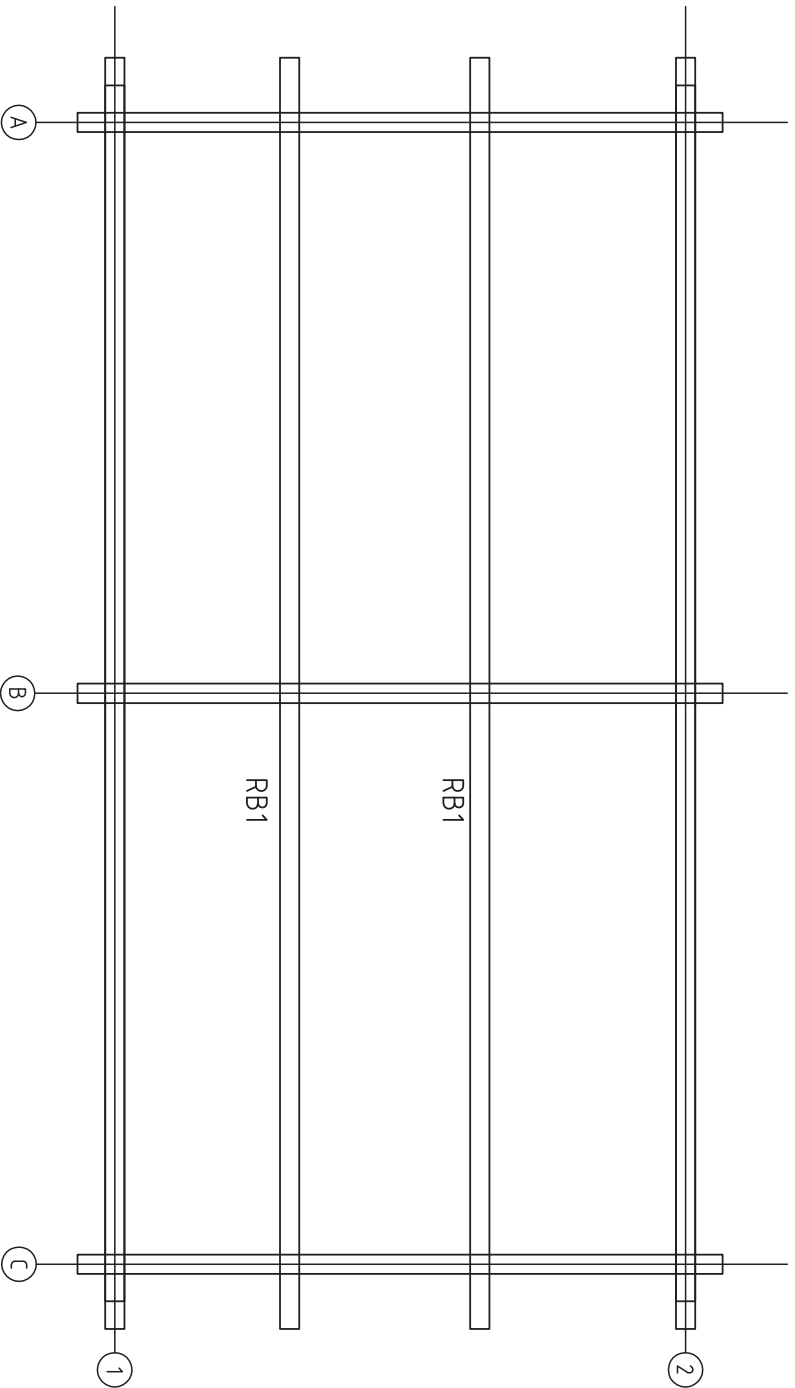
House	S2042-70 Aatu	Sheet	7
Drawing	WALL C	Scale	1:25
Material	7.0X13.5	Date	09.01.2017
Drawer	K.K.	File	S2042-70 Aatu.dwg




V 1.0






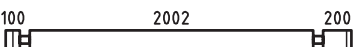
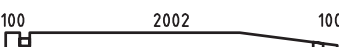
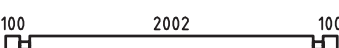





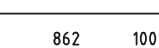






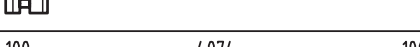

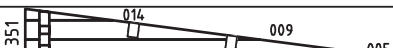
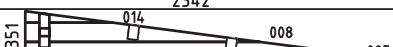
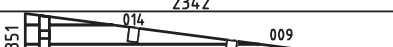


House	S2042-70 Aatu	Sheet	9
Drawing	WALL 2	Scale	1:25
Material	7.0X13.5	Date	09.01.2017
Drawer	K.K.	File	S2042-70 Aatu.dwg



V 1.0



House	S2042-70 Aatu	Sheet	10
Drawing	ROOFBEAMS	Scale	1:25
Material		Date	09.01.2017
Drawer	K.K.	File	S2042-70 Aatu.dwg

Pos	S2042-70 Aatu	St.	Profil (mm)	L (mm)
001		1	70x135	4614
002		1	70x135	4614
003		18	70x135	4414
004		8	70x135	2442
005		3	70x135	2342
006		27	70x135	2342
007		2	70x68	2342
008		1	70x135	1654
009		2	70x135	1654
010		1	70x68	1217
011		14	70x135	1217
012		14	70x135	1032
013		8	70x135	693
014		3	70x81	618
015		6	70x135	396
016		1	70x68	385
017		14	70x135	385
018		6	70x135	296
SB	 EXTRA PROFILE	1	70x135	4414
	BOARD FOR ASSEMBLING - ASENNUSLAUTA - SLAGBRÄDE 	2	70x135	300
WA-1		1	70x351	2342
WB-1		1	70x351	2342
WC-1		1	70x351	2342
FB2	FLOORBEAMS-LATTIAPALKIT-GOLVBJÄLKAR  IMM	10	43x90	2030
FB3	FLOORBEAMS-LATTIAPALKIT-GOLVBJÄLKAR  IMM	6	43x90	4110


























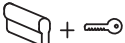
Polhus

Kood S2042-70 Aatu

Materjal

File S2042-70 Aatu.dwg

Leht 11

Pos	S2042-70 Aatu		St.	Profil (mm)	L (mm)	
FB1	FLOORBEAMS-LATTIAPALKIT-GOLVBJÄLKAR 		IMM	2	43x90	3595
RB1	ROOFBEAMS-KATTOPALKI-TAKASAR 			2	70x140	4614
S	SAUNA BOARDS-SAUNA LATTIALAUTA			17+1	28x120	1995
F	FLOORBOARDS-LATTIALAUTA			23+1 17+1	18x88 18x114	1995
T	TERRACE BOARD-TERASSILAUTA		IMM	36+1	28x120	1465
R	ROOFBOARDS-KATTOLAUTA	 88mm or -tai- eller 114mm		53+1 41+1	18x88 18x114	2970
FF	FLOOR FILLET-LATTIALISTA-GOLVLIST				18x35	16.0
GB	GABLE BOARDS-KAAPELILAUTA-GAVELBRÄDA			2	18x120	3020
EB	EAVE BOARD-RÄYSTÄSLAUTA-TAKFOTSBRÄDE			2	18x90	4615
ES	EAVE SLAT-RÄYSTÄSLISTA-TAKFOTSLIST			2	30x40	4615
RFF	ROOF FELT FILLET-KAAPELILAUDAN PEITELAUTA BRÄDE OVANPÅ GAVELBRÄDE			1 2	18x70 18x70	4655 3015
DAP	DOOR ASSEMBLING PROFILE - OVEN ASENNUSPROFIILI - DÖRR MONTERINGSPROFIL			2 2	70x44 70x44	1930 1890
WAP1	WINDOW ASSEMBLING PROFILE - IKKUNA ASENNUSPROFIILI			2	70x44	810
WAP2	- FÖNSTER MONTERINGSPROFIL			2	70x44	540
	WINDOW HANDLE-IKKUNA KAHVA-FÖNSTER HANDTAG			1+1+1		
	DOOR KNOB/OVEN PAINIKE/DÖRR HANDTAG			1		
	DOOR HINGES-OVEN SARANAT-DÖRR GÅNGJÄRN			6		
	NAILS - NAULAT - SPIKAR	 ROOFBOARDS-KATTOLAUTA-TAKBRÄDE SAUNA BOARDS-SAUNA LATTIALAUTA-SAUNA GOLVBRÄDE		260	2.5	60
	SCREWS - RUUVIT - SKRUVAR	 FLOORBEAMS-LATTIAPALKIT-GOLVBJÄLKAR HALFBEAMS-PUOLEKSIPALKIT-FÖR ATT HALVA VÄGGPROFILER		70	4.5	90
	SCREWS - RUUVIT - SKRUVAR	 TERRACE BOARDS-TERASSILAUTA-TERASSBRÄDE SAUNA BOARDS-SAUNA LATTIALAUTA-SAUNA GOLVBRÄDE		240	4.5	70
	SCREWS - RUUVIT - SKRUVAR	 GABLE BOARDS-KAAPELILAUTA-GAVELBRÄDA EAVE BOARD-RÄYSTÄSLAUTA-TAKFOTBRÄDE EAVE SLAT-RÄYSTÄSLISTA-TAKFOTSLIST		40	4.5	50
	SCREWS - RUUVIT - SKRUVAR	 ROOF FELT FILLET-KAAPELILAUDAN PEITELAUTA BRÄDE OVANPÅ GAVELBRÄDE		47	3.5	35
KL1	SCREW JOINT - KIERRETNKO-MYRSKYVARMISTUS - GÄNGTAPP-STORMSÄKRING			2	ØM10	2450
KL2	SCREW JOINT - KIERRETNKO-MYRSKYVARMISTUS - GÄNGTAPP-STORMSÄKRING			2	ØM10	2180
	DOOR HANDLE/OVEN KAHVA/DÖRR HANDTAG			1		
	DOOR LOCK+KEYS/OVENLUKKO+AVAIN/DÖRRLÅS+NYCKLAR			1		



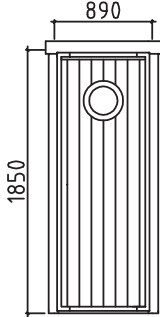
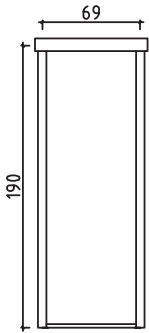

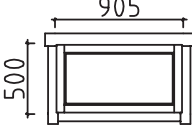
Polhus

Kood S2042-70 Aatu

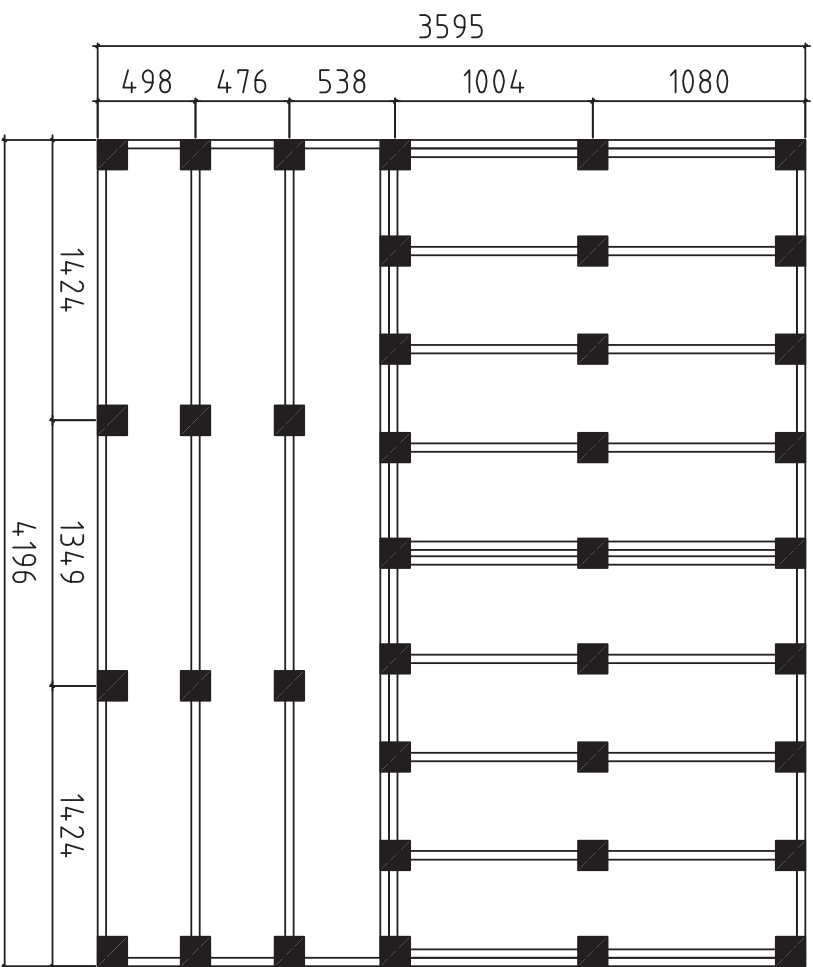
Materjal

File S2042-70 Aatu.dwg

Leht 12

Pos	S2042-70 Aatu	St.	Profil (mm)	L (mm)
	<p data-bbox="375 331 1203 365">Door-ovi-dörr 890x1850 (right-oikea käsi-höger hand) 1pc-kpl-st</p>  <p data-bbox="605 548 711 575">ORT_ECO</p>	1	890	1850
	<p data-bbox="375 737 1109 770">Door-ovi-dörr 690x1900 (right-oikea käsi-höger hand) 1pc</p> 	1	690	1900
	<p data-bbox="488 1171 1065 1205">Window-ikkuna-fönste 1700x765 1pcs-kpl-st</p>  <p data-bbox="818 1356 927 1383">ORT_ECO</p>	1	1700	765
	<p data-bbox="516 1524 1081 1558">Window-ikkuna-fönster 905x500 1pc-kpl-st</p>  <p data-bbox="651 1625 760 1652">ORT_ECO</p>	1	905	500






Detta är ett förslag för hur man kan placera plintarna (100- 200 mm i diameter) för golvjälklaget. Golvjälkarna är med i byggsatsen, men inte plintarna. Använder man exempelvis 500-600mm långa murblock så kan man halvera antalet punkter. Lägg fuktskyddande papp mellan betong och trä

Tänä on ehdotus siitä, miten (100-200 mm läpimittaiset) jalat voidaan sijoittaa alapohjan varten. Lattianpalkit ovat rakennussarjassa, mutta jalat ei ole. Kun käytetään esimerkiksi 500-600 mm pitkiä harkkoja, voidaan pisteiden määrä puolittaa. Aseta betoniin ja puun väliin kosteudelta suojaava pappi

A proposal for placing plinths (100-200 mm in diameter) for floor beams. Floor beams are provided in the kit but plinths are not included. For example, by using 500-600 mm long masonry units, one can reduce the number of points 50%. Place cardboard between the concrete and wood to protect from moisture

V 1.0



House	S2042-70 Aatu	Sheet	14
Drawing	Plan	Scale	1:35
Material		Date	09.01.2017
Drawer	K.K.	File	S2042-70 Aatu.dwg