
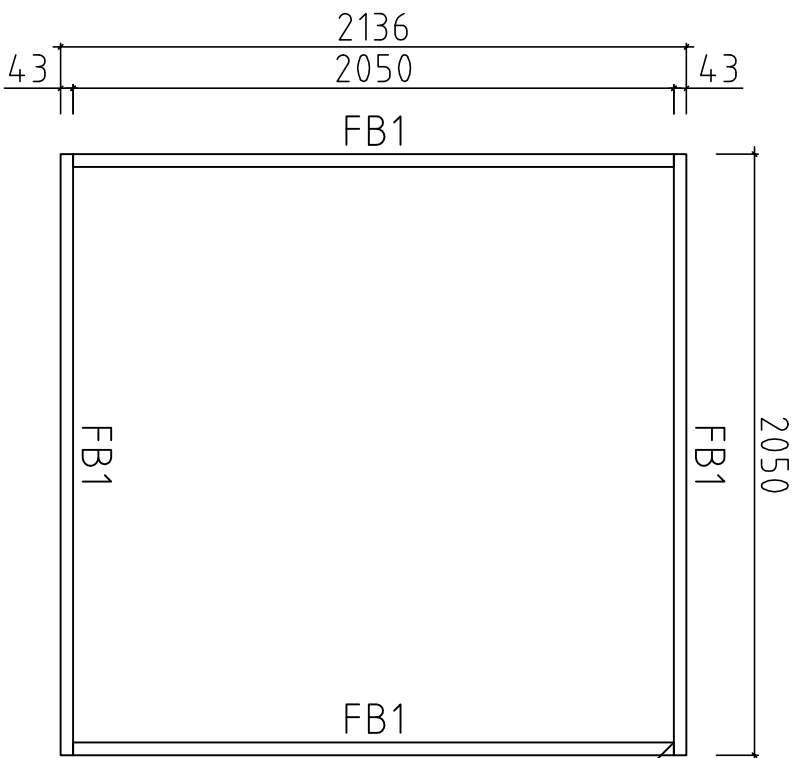


Roof Pmax=110kg/m2
V 1.0

Date rev. Description


House	F2323-28 Mats	Sheet	1
Drawing	Views-kuvat-sedd	Scale	1:25
Material	28x135	Date	09.12.2015
Drawer	K.K.	File	F2323-28 Mats Views.dwg



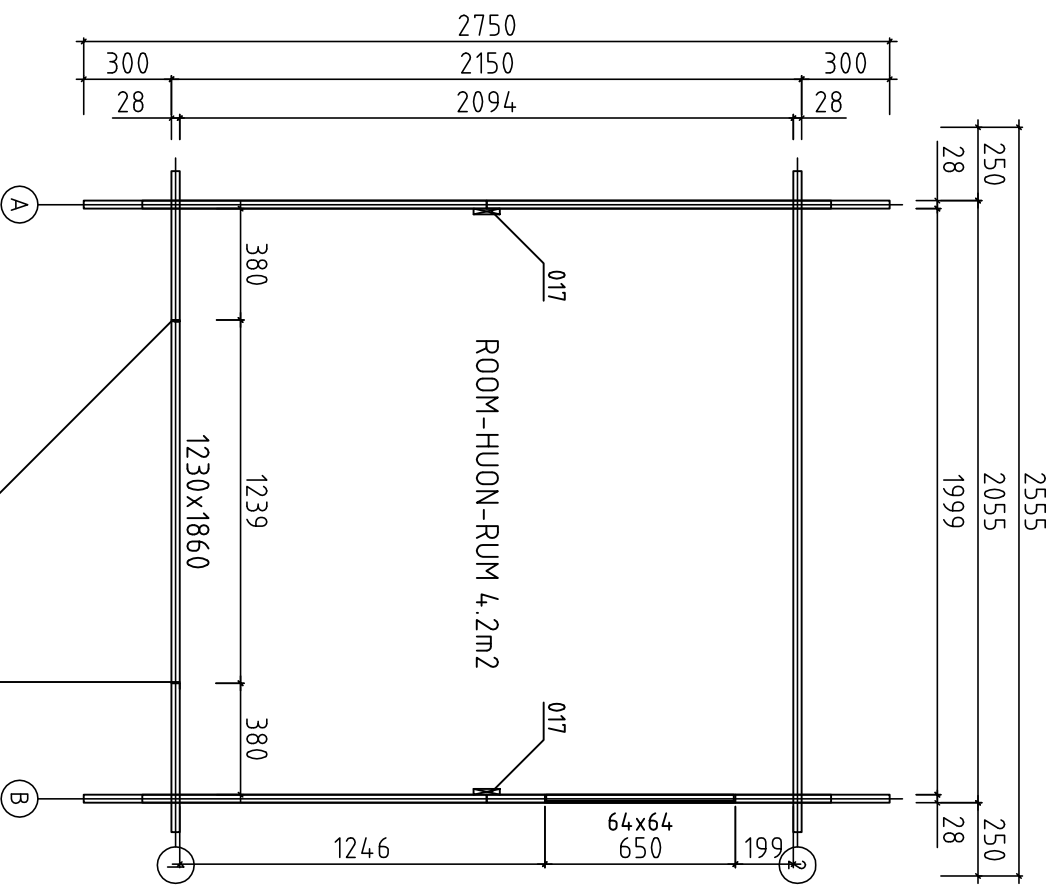


018 (1)+020 (6) 


Date rev. Description



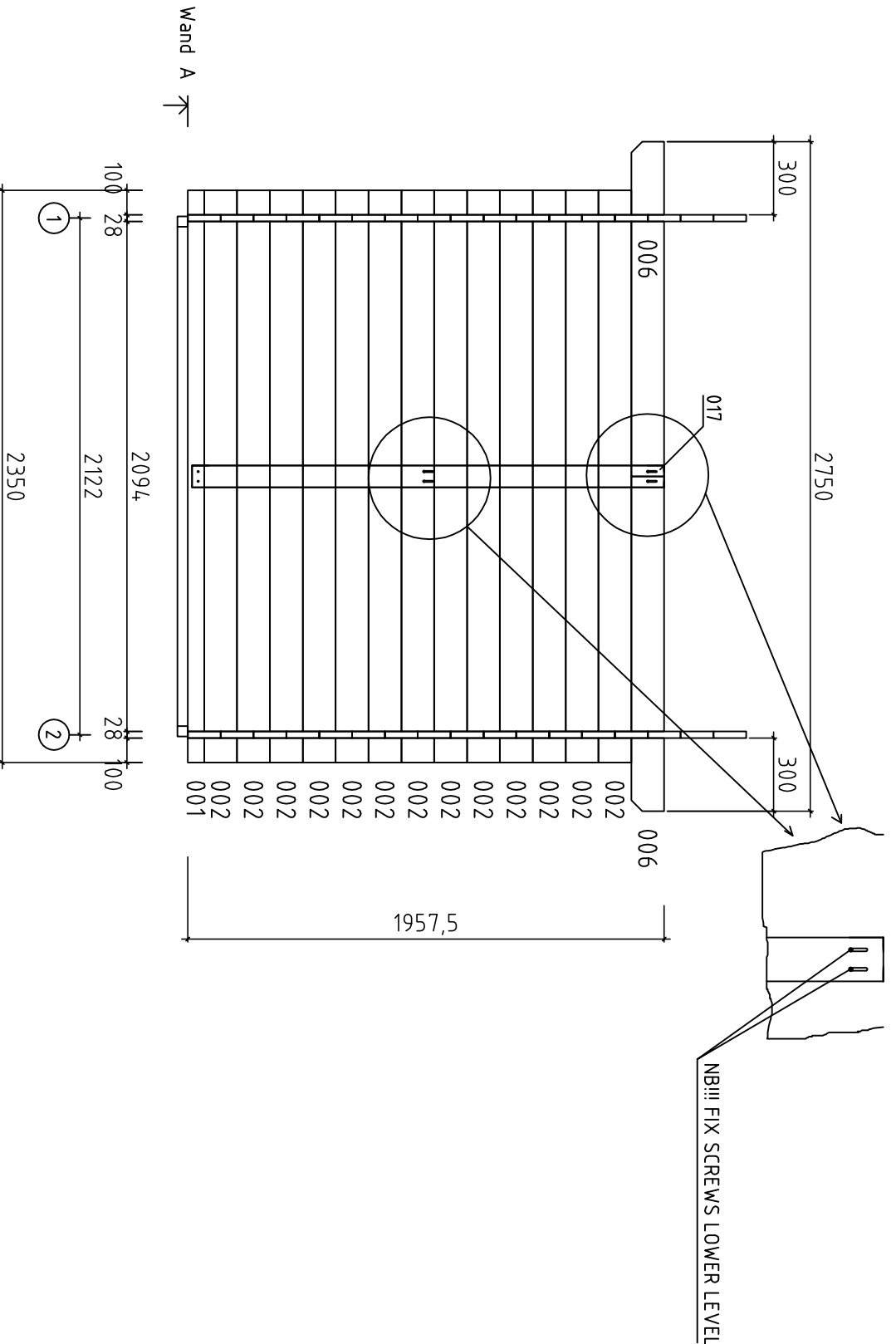
House	F2323-28 Malte	Sheet	2
Drawing	Floorbeams-lattipalkit-golvbjalkar	Scale	1:25
Material	4.3x4.3	Date	09.12.2015
Drawer	K.K.	File	F2323-28 Malte Floorbeams.dwg



Date rev. Description




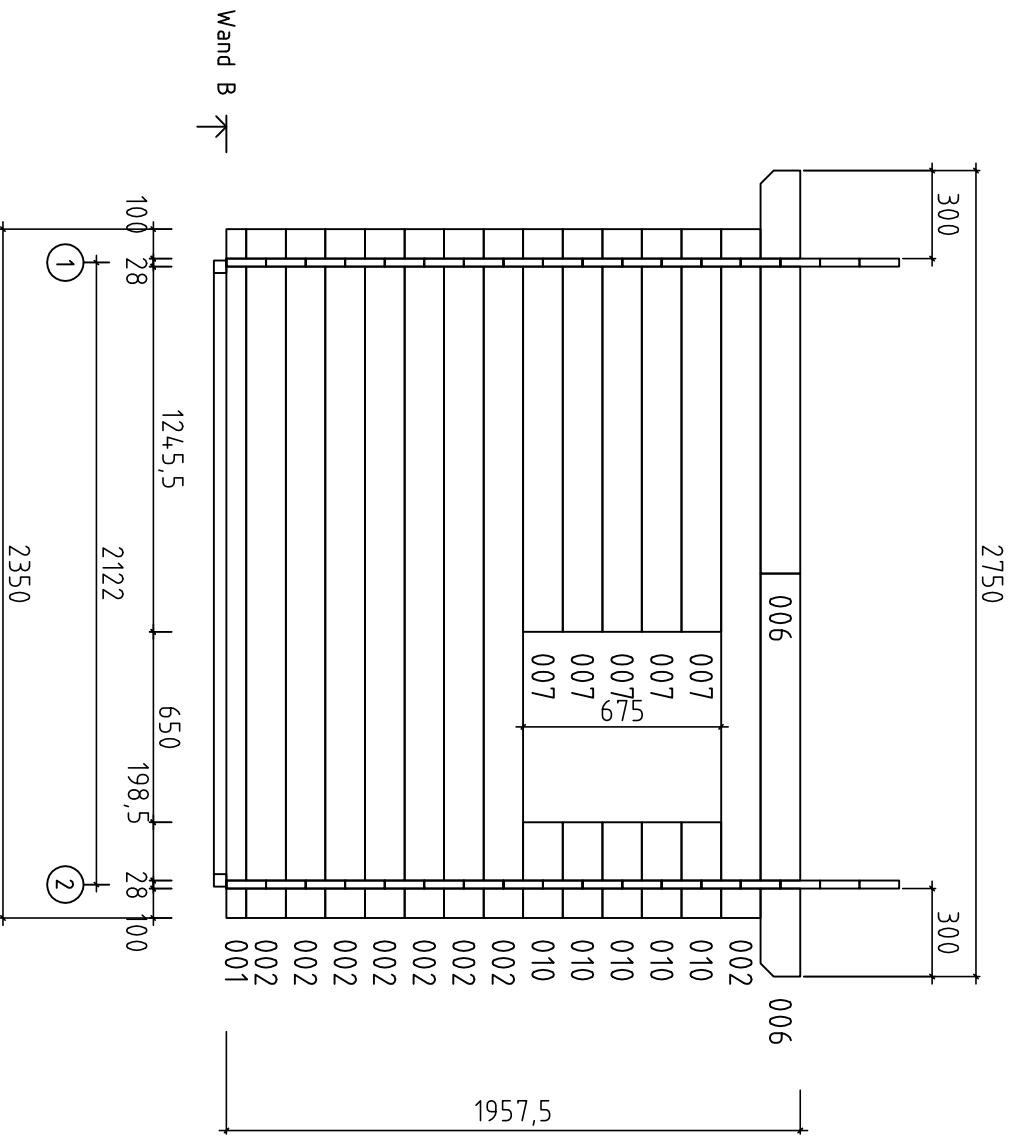
House	Sheet
F2323-28 Mats	3
Drawing	Scale
Plan	1:25
Material	Date
28x135	09.12.2015
Drawer	File
K.K.	F2323-28 Mats.dwg




Date rev. Description

House	F2323-28 Mats	Sheet	4
Drawing	Plan	Scale	1:25
Material	28x135	Date	09.12.2015
Drawer	K.K.	File	F2323-28 Mats.dwg

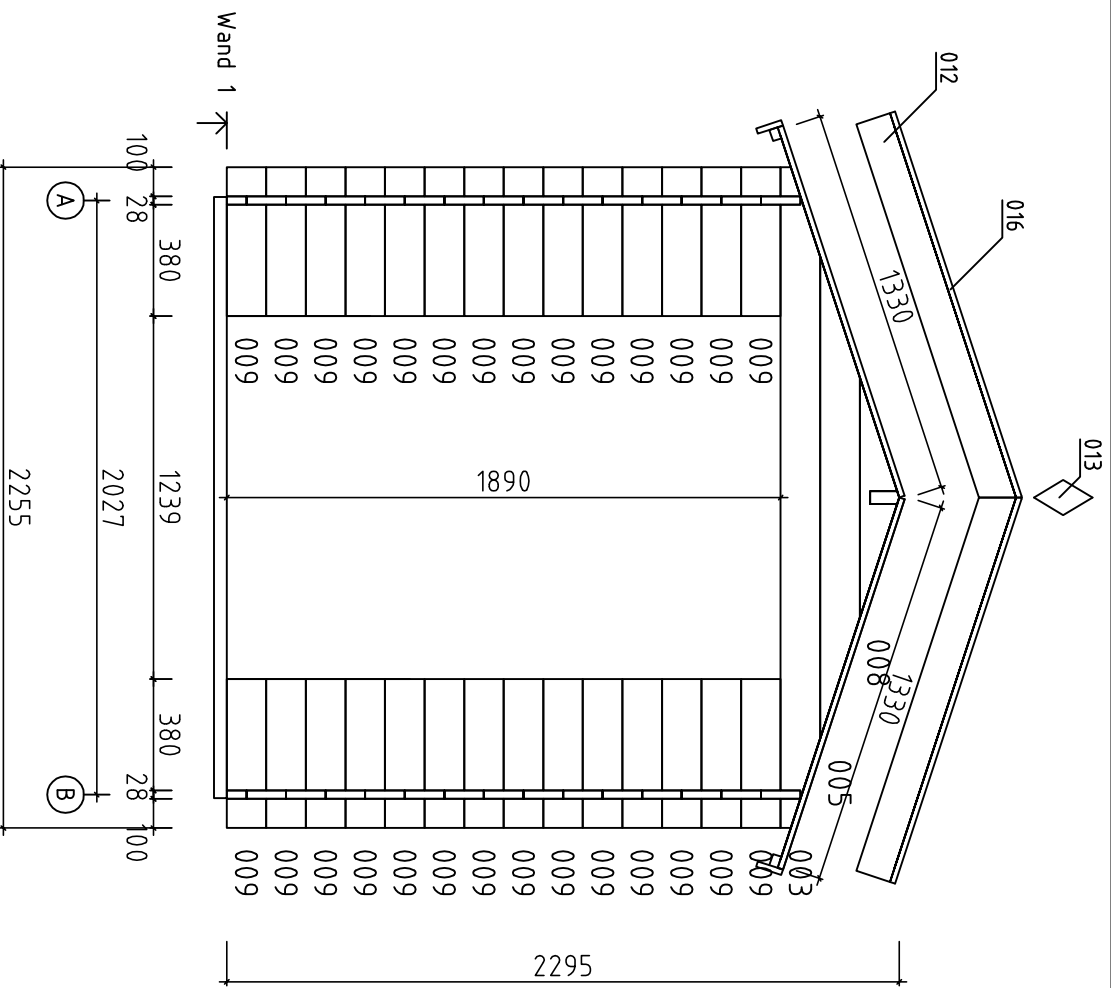





Date rev. Description

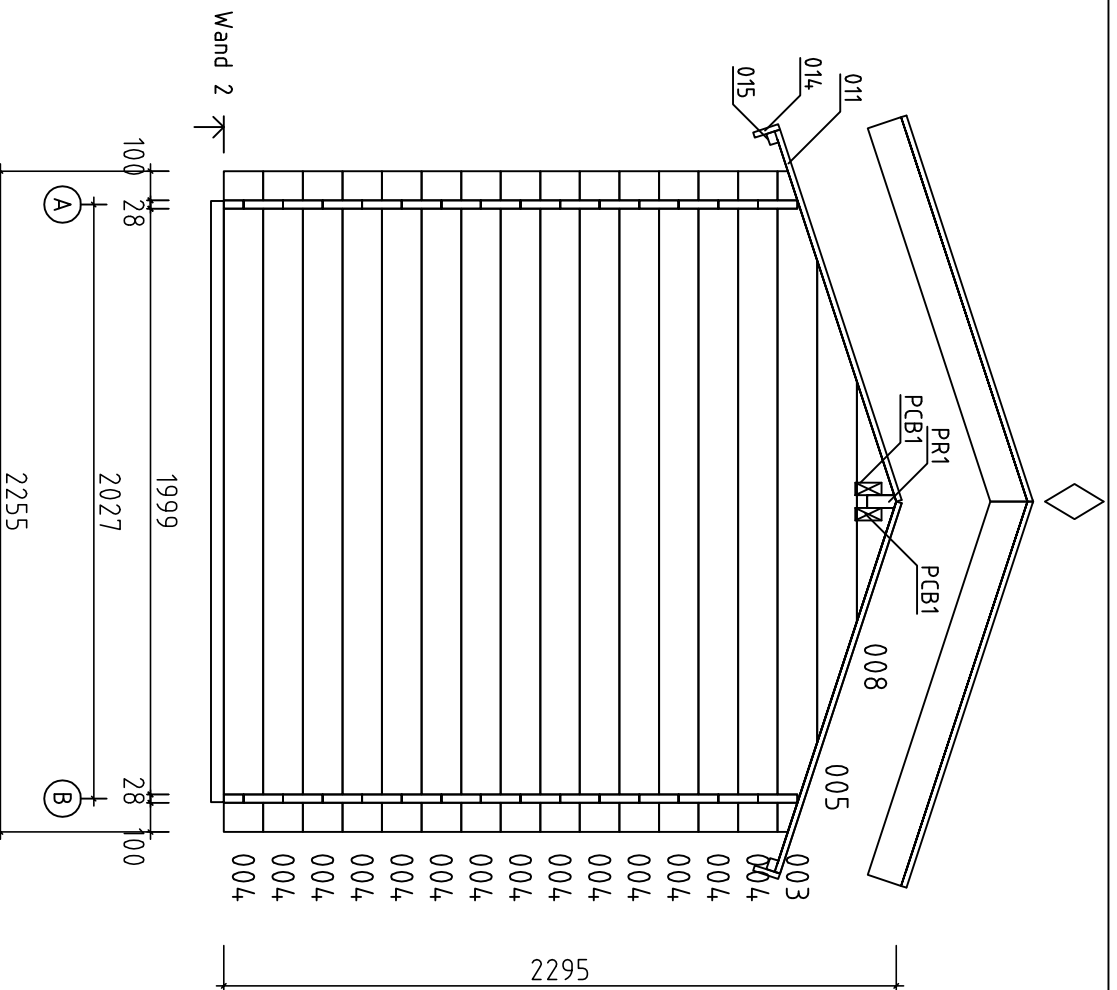


House	F2323-28 Mats	Sheet	5
Drawing	Plan	Scale	1:25
Material	28x135	Date	09.12.2015
Drawer	K.K.	File	F2323-28 Mats.dwg




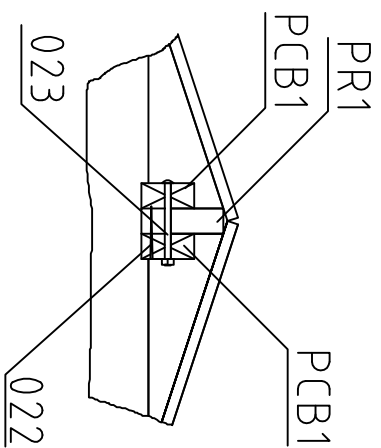
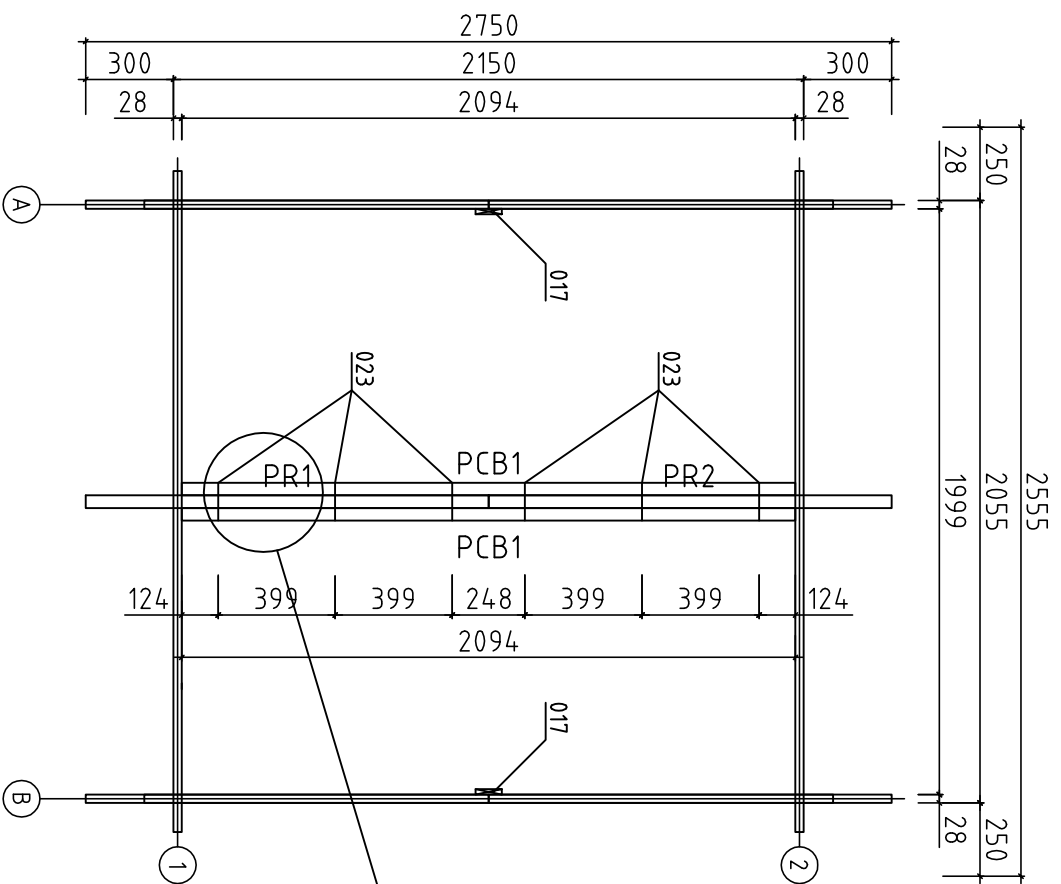
Date rev. Description

		House	F2323-28 Mats	Sheet	6
		Drawing	Plan	Scale	1:25
		Material	28x135	Date	09.12.2015
Drawer	K.K.	File	F2323-28 Mats.dwg		




Date rev. Description

		House	F2323-28 Mats	Sheet	7
		Drawing	Plan	Scale	1:25
		Material	28x135	Date	09.12.2015
Drawer	K.K.	File	F2323-28 Mats.dwg		

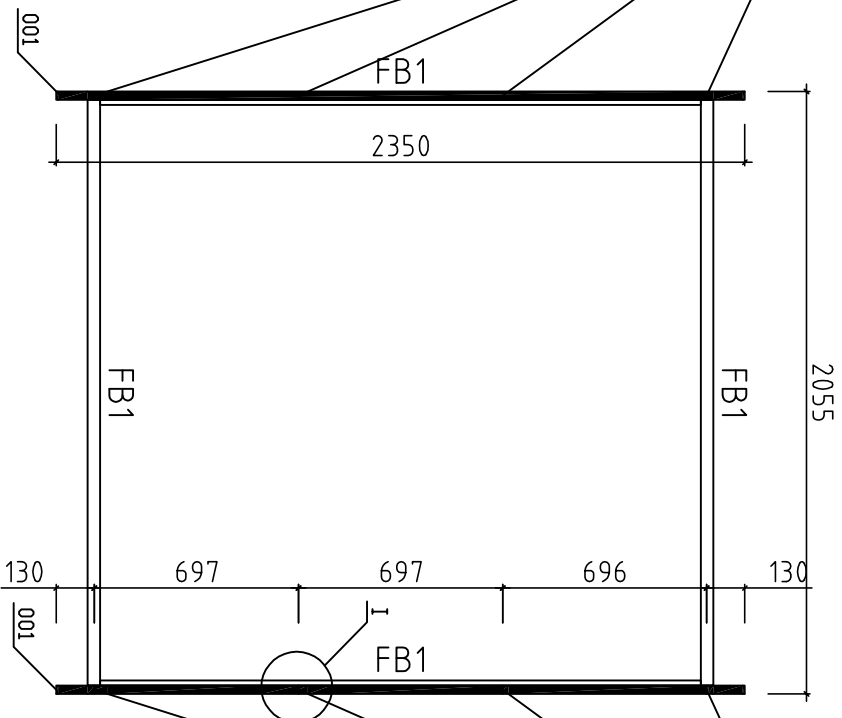


Date rev. Description



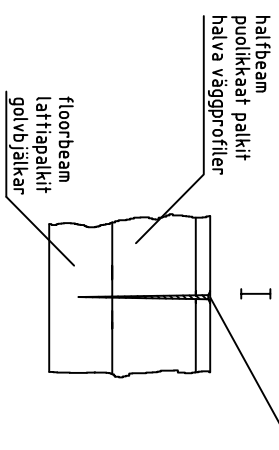
House	F2323-28 Mats	Sheet	8
Drawing	Purlins connecting-haito-orrel yndistamme-fasta lhasaar	Scale	1:25
Material	28x135	Date	09.12.2015
Drawer	K.K.	File	F2323-28 Mats Purlins connecting.dwg

— screw-ruuvit-skravar pos022
for fixing half beams-kiinnitys puolikkaat palkit
för att fästa halva väggprofiler




— screw-ruuvit-skravar pos022
for fixing half beams-kiinnitys puolikkaat palkit
för att fästa halva väggprofiler

— screw-ruuvit-skravar pos020
for fixing half beams-kiinnitys puolikkaat palkit
för att fästa halva väggprofiler

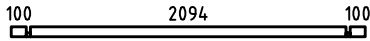
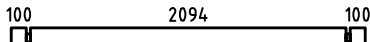
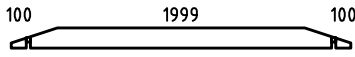
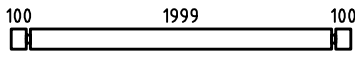


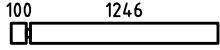



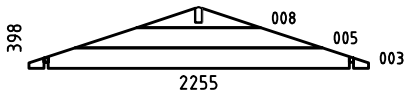





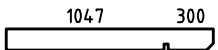








Date rev. Description



House	F2323-28 Mats	Sheet	9
Drawing	Fixing half beams-kiinnitys puolikkaat palkit-fästa halva väggprofiler	Scale	1:25
Material		Date	09.12.2015
Drawer	K.K.	File	F2323-28 Mats Fixing half beams.dwg

PAKK L<2.35m

Pos	F2323-28 Mats	Pcs.	Profile (mm)	L (mm)
001		2	28x68	2350
002	 +1= EXTRA PROFILE	21+1	28x135	2350
003		2	28x135	2255
004		14	28x135	2255
005		2	28x135	1644
006		4	28x135	1375
007		5	28x135	1374
008		2	28x128	822
009		28	28x135	508
010		5	28x135	326
W1-1		1	28x398	2255
W2-1		1	28x398	2255
M	BOARD FOR ASSEMBLING - ASENNUSLAUTA - SLAGBRÄDE 	2	28x135	300
FB1	FLOORBEAMS-LATTIAPALKIT-GOLVBJÄLKAR 	4	43x43	2050
PCB1	PURLINS CONNECTING BEAMS-KATTO-ORRET YHDISTAMISPALKIT-TÄKASAR SAMMANSLAGNING BJÄLKAR 	2	43x90	2094
PR1	PURLINS-KATTO ORRET-TÄKASAR 	1	43x140	1375
PR2	PURLINS-KATTO ORRET-TÄKASAR 	1	43x140	1375
011	ROOFBOARD-KATTOLAUTA-TAKBRÄDE  88mm or-tai-eller 114mm	50+1 64+1	114x19 88x19	1330 1330
012	GABLE BOARD-KAAPELILAUTA-GAVELBRÄDA 	4	19x120	1380
013	DECORATIVE - KORISTE - PRYDNADSDEL 	2	19x90	200
014	EAVE BOARD-RÄYSTÄSLAUTA-TAKFOTSBRÄDE 	4	19x90	1375
015	EAVE SLAT-RÄYSTÄSLISTA-TAKFOTSLIST 	4	30x40	1375
016	ROOF FELT FILLET-KAAPELILAUDAN PEITELAUTA BRÄDE OVANPÅ GAVELBRÄDE 	4	19x90	1390



Polhus

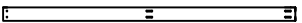






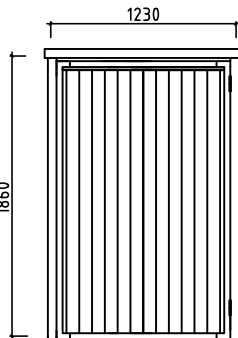





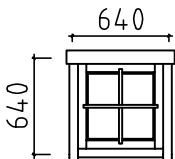
Kood F2323-28 Mats

Materjal

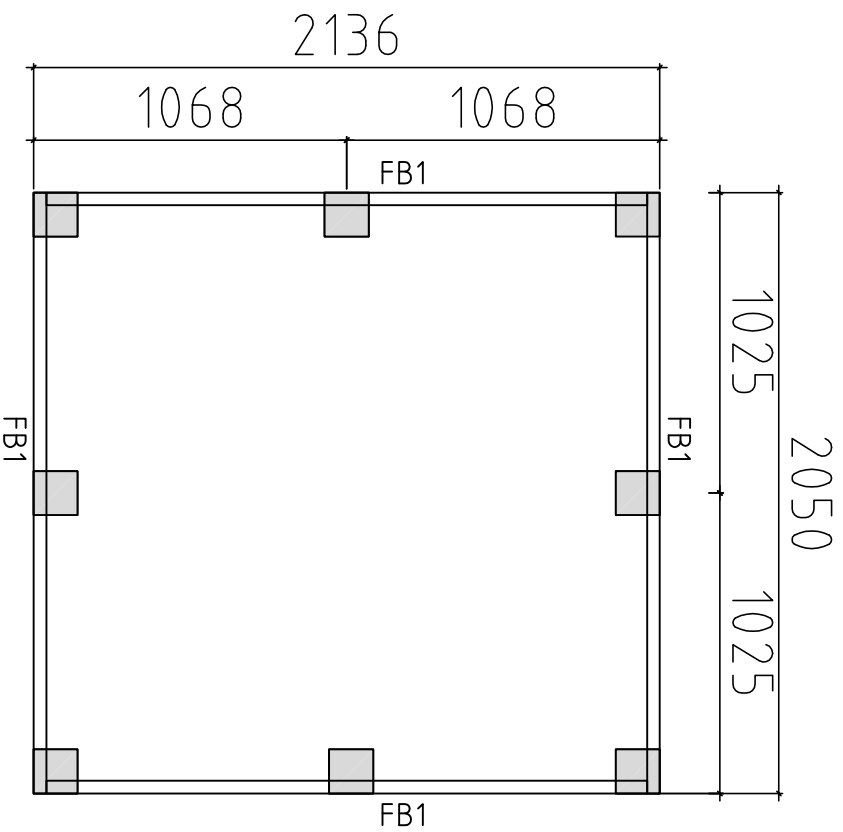
File F2323-28 Mats.dwg

Leht 10

PAKK L<2.35m

Pos	F2323-28 Mats	Pcs.	Profile (mm)	L (mm)
017	BOARD FIXING SIDEWALL SIVUSEINÄ YHDISTAMISLAUTA-BRÄDE STABILISERAR SIDOVÄGGAR 	2	19x90	1940
018	STEEL CORNER - KULMARAUTA - VINKELJÄRN FOR FLOORBEAMS - LATTIAPALKIT - GOLVBJÄLKAR 	4	40x40	
019	NAILS-NAULAT-SPIKAR  ROOFBOARDS - KATTOLAUTA - TAKBRÄDE	105	2,5x60	
020	SCREW-RUUVIT-SKRUVAR  DECORATIV - KORISTE - PRYDNADSDEL ROOF FELT FILLET-KAAPELILAUDAN PEITELAUTA - TAKBRÄDE FÖR VINDBRÄDE STEEL CORNER - KULMARAUTA - VINKELJÄRN	50	3,5x35	
021	SCREW-RUUVIT-SKRUVAR  GABLE BOARD - KAAPELILAUTA - VINDBRÄDE EAVE BOARD - RÄYSTÄSLAUTA - TAKFOTSLIST EAVE SLAT - RÄYSTÄSLISTA - TAKFOTSBRÄDE	30	3,5x50	
022	SCREW-RUUVIT-SKRUVAR  HALF BEAMS - PUOLIKAAT PALKIT - HALVA VÄGGPROFILER PURLINS - KATTO ORRET - TÄKASAR	22	4,5x90	
023	BOLT-PULTTI-BULT  PURLINS - KATTO ORRET - TÄKASAR	6	ØM10	140
024	 DOOR - OVI - DÖRR 1230x1860	1		
025	DOOR FRAME SET/OVEN KARMIT/DÖRREN RAMAR 	1		
026	DOOR BORDER BOARD SET/OVEN KAITEENLAUTA SARJA/ DÖRREN GRÄNSENBRÄDER KIT (6 BOARDS/LAUTA/BRÄDER)	1		
027	SCREW-RUUVIT-SKRUVAR  +  BOARD FIXING SIDEWALL SIVUSEINÄ YHDISTAMISLAUTA BRÄDE STABILISERAR SIDOVÄGGAR	12	6,0x40	
028	WINDOW HANDLE-IKKUNA KAHVA-FÖNSTER HANDTAG 	1		
029	WINDOW CROSSES-IKKUNARISTIKKO- SPRÖJS 	1		
030	WINDOW-IKKUNA-FÖNSTER 640x640 1pc-kpl-st (Left hand-vasen käsi-vänster hand) 	1	640	640





Detta är ett förslag för hur man kan placera plintarna (100- 200 mm i diameter) för golvbjälklaget. Golvbjälkarna är med i byggsatsen, men inte plintarna. Använder man exempelvis 500-600mm långa murblock så kan man halvera antalet punkter. Lägg fuktskyddande papp mellan betong och trä

Tämna on ehdotus siitä, miten (100-200 mm läpimitäiset) jalat voidaan sijoittaa alapohjan varten. Lattiapalkit ovat rakennussarjassa, mutta jalkoja ei ole. Kun käytetään esimerkiksi 500-600 mm pitkiä harkkoja, voidaan pisteiden määrä puolitaa. Aseta betonin ja puun väliin kosteudelta suojaava pahi

A proposal for placing plinths (100-200 mm in diameter) for floor beams. Floor beams are provided in the kit but plinths are not included. For example, by using 500-600 mm long masonry units, one can reduce the number of points 50%. Place cardboard between the concrete and wood to protect from moisture

Date rev. Description

Date	rev.	Description	Sheet
		House F2323-28 Mats	12
		Drawing FOUNDATION PLAN - PLINTPLAN	Scale 1:25
		Material	Date 26.11.2015
Drawer	KK	File	F2323-28 Mats.dwg