

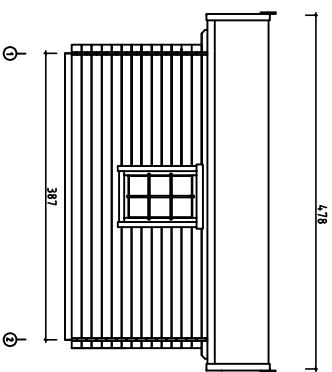
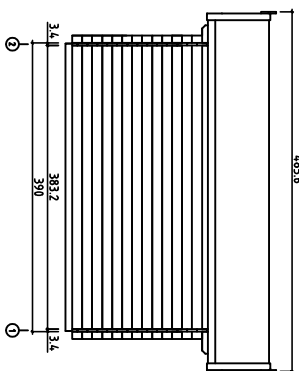
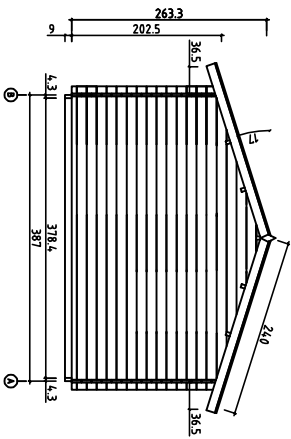
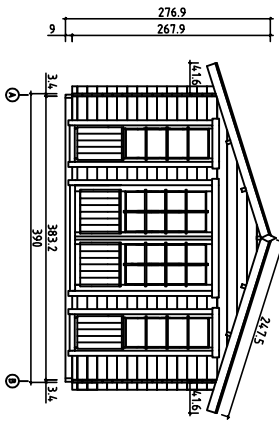
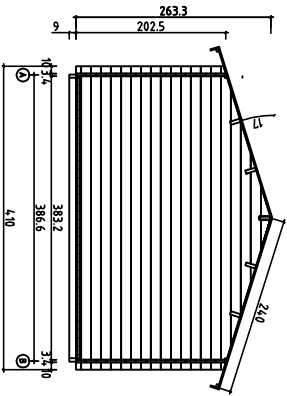
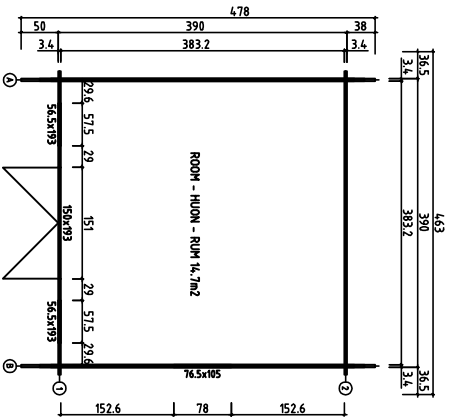
Date rev. Description

House	P4040-34S Djurö	Sheet	1
-------	-----------------	-------	---


Drawing	3D	Scale	
---------	----	-------	--


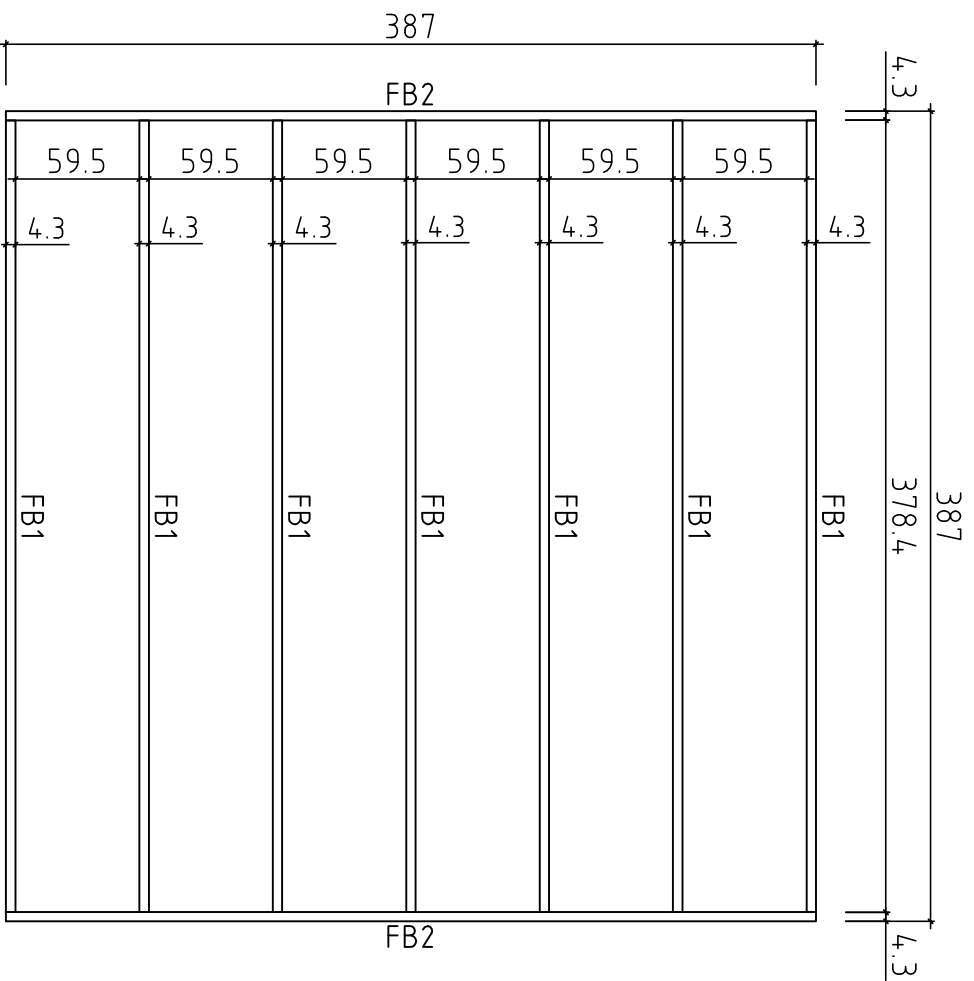
Material	34x135	Date	06.01.2016
----------	--------	------	------------

Drawer	K.K.	File	P4040-34S Djurö 3D.dwg
--------	------	------	------------------------


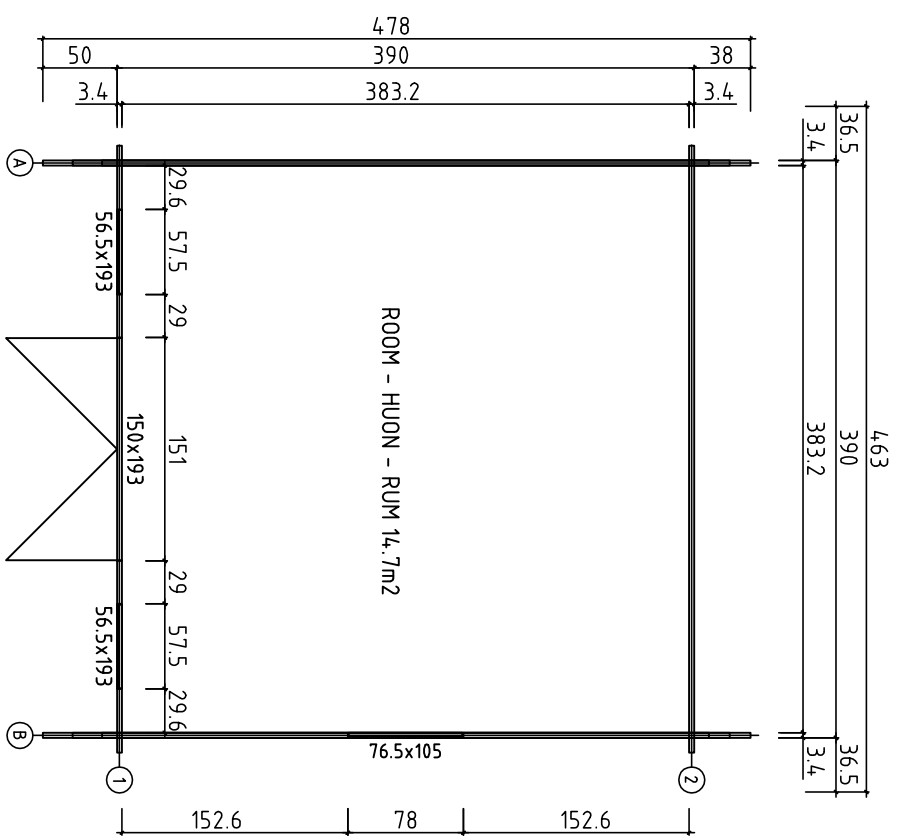


Roof Pmax=70kg/m2
V 1.0

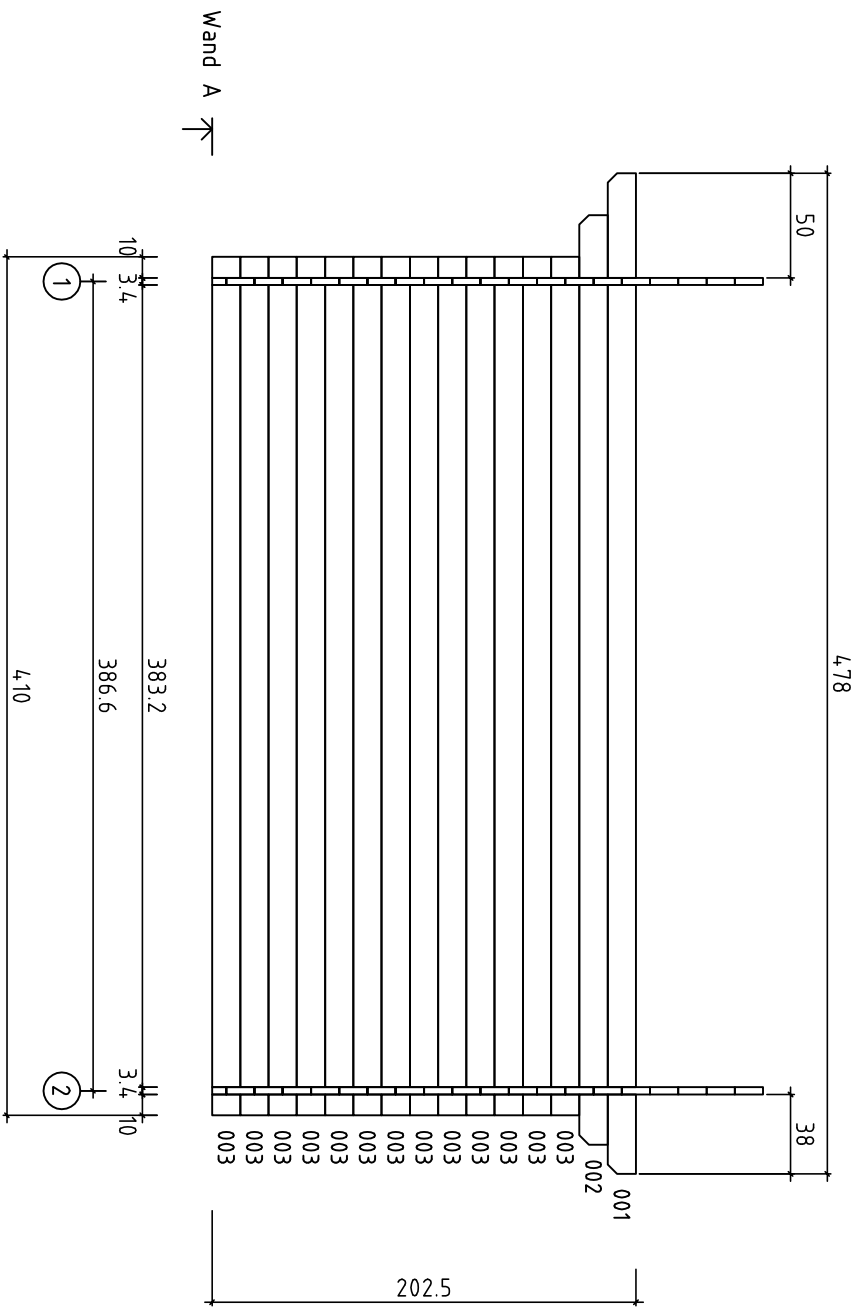
	
Kood	P4040-34S Djurö
Lehti	2
Joonite	Views - julkisivut - Fasadet
Materiali	34x135
Joonesta	K.K.
File	P4040-34S Djurö Views.dwg
Kaup.	06.01.2016
Hoikava	1:100



House	P4040-34S Djurö	Sheet	3
Drawing	Floorbeams-Lattipalkit-Golvbjälkar	Scale	1:35
Material	43x90	Date	06.01.2016
Drawer	K.K.	File	P4040-34S Djurö Floorbeams.dwg




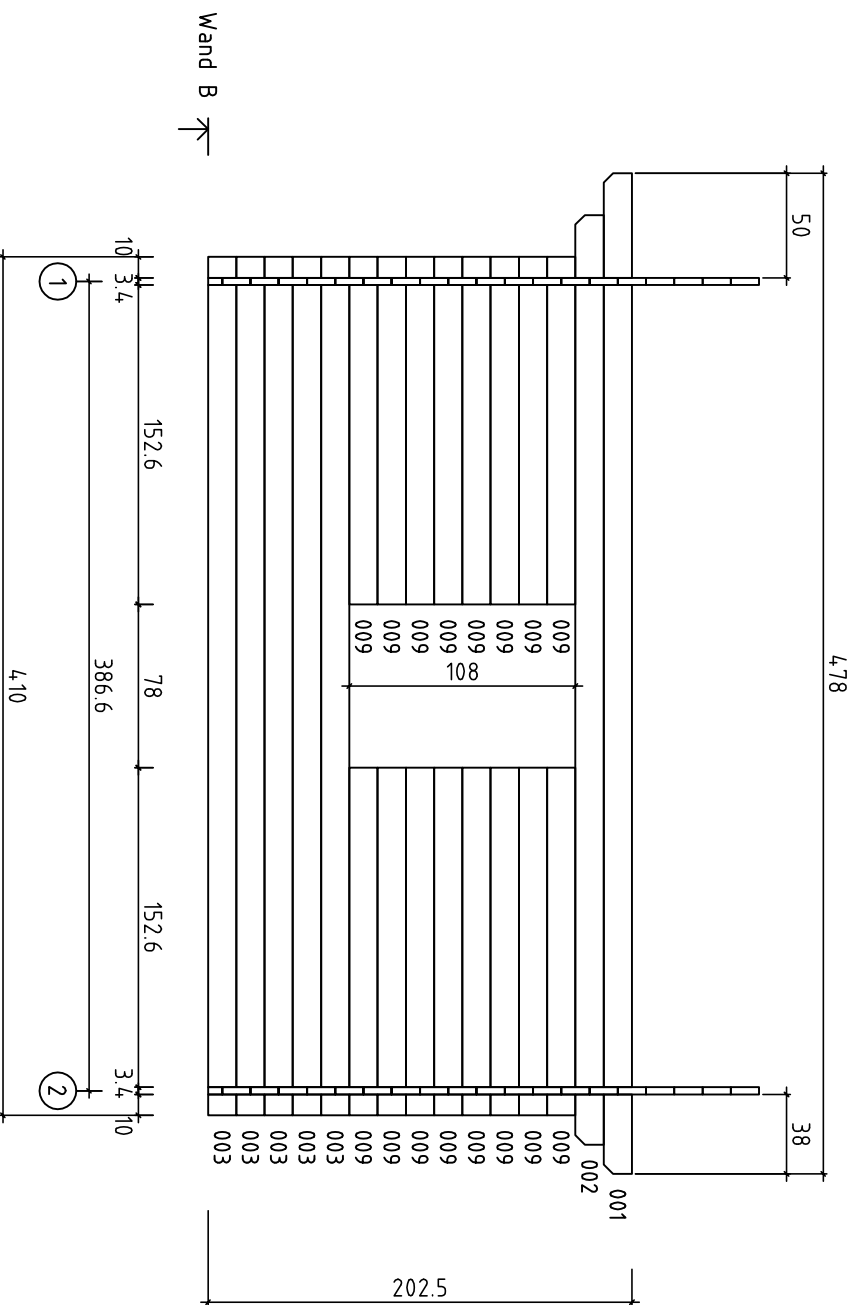
Date		rev.		Description	
House	P4.04.0-34S Djurö	Sheet	4		
Drawing	Grundplan-Pohjapiirustus-Grundplan	Scale	1:35		
Material	34x135	Date	06.01.2016		
Drawer	K.K.	File	P4.04.0-34S Djurö.dwg		




Wand A ↗

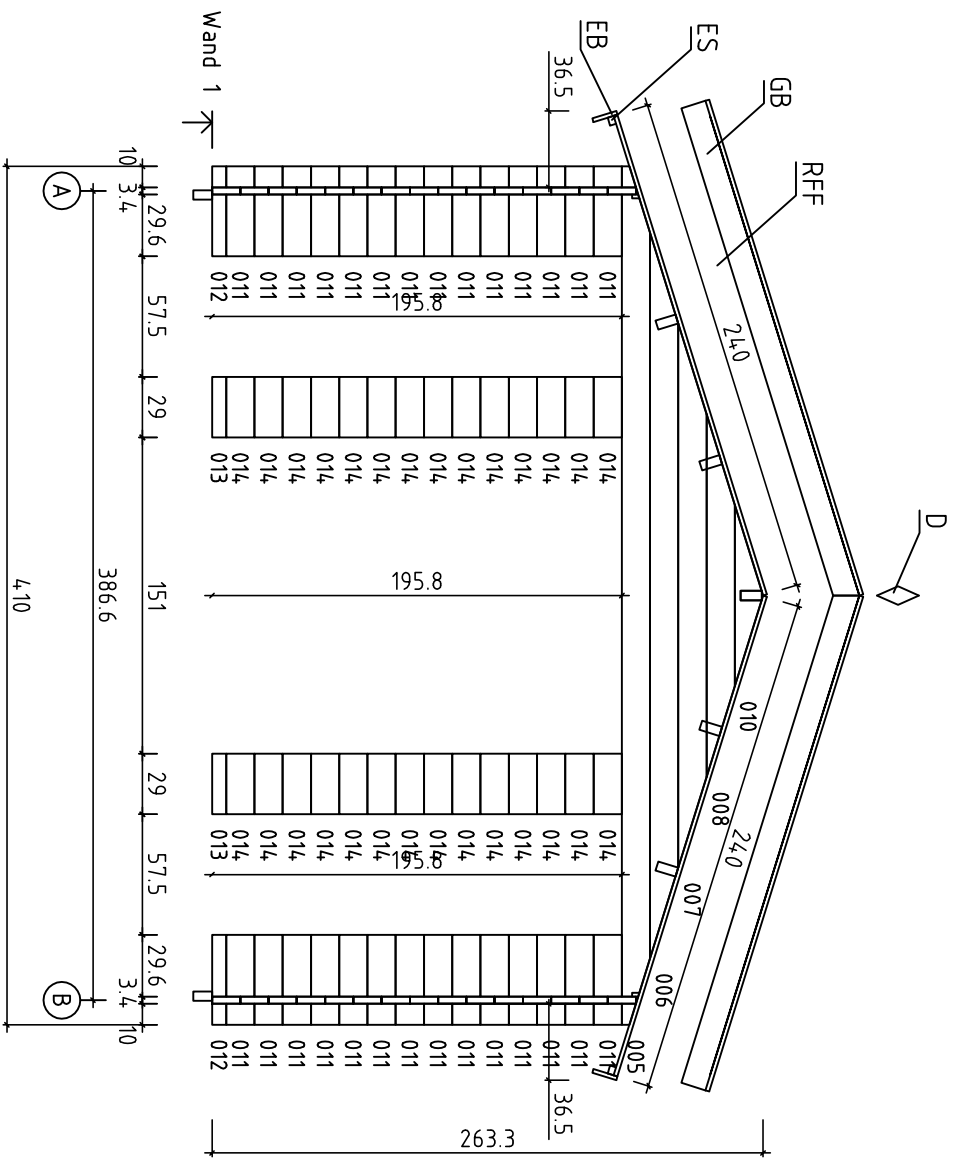
Date rev. Description

			
House	P4040-34S Djurö	Sheet	5
Drawing	Wall-seinä-vägg A	Scale	1:35
Material	34x135	Date	06.01.2016
Drawer	K.K.	File	P4040-34S Djurö.dwg




Date rev. Description

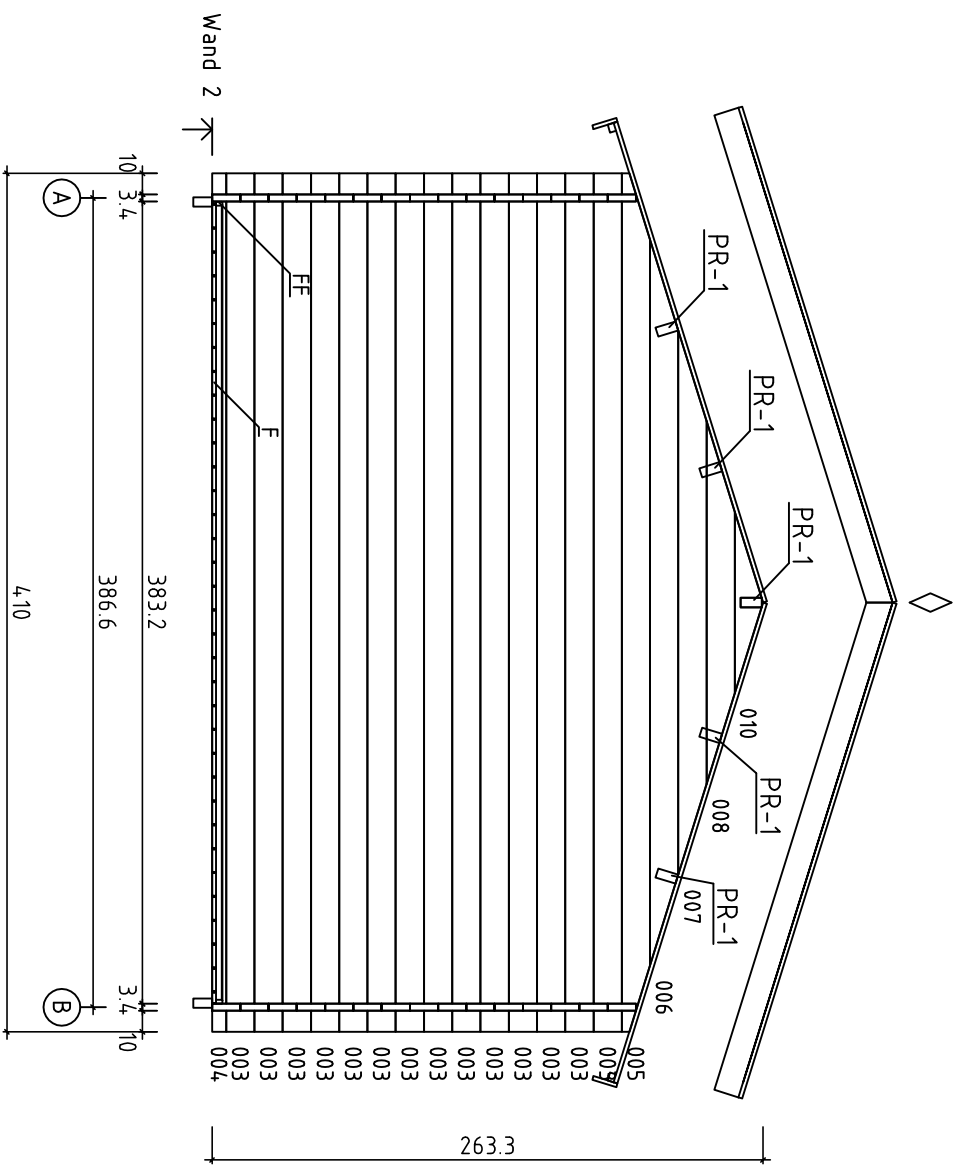
 Polhus		House	P4040-34S Djurö	Sheet	6
		Drawing	Wall-seinä-vägg B	Scale	1:35
Material	34x135	Date	06.01.2016		
Drawer	K.K.	File	P4040-34S Djurö.dwg		




Date rev. Description



House	P4040-34S Djurö	Sheet	7
Drawing	Wall-seinä-vägg 1	Scale	1:35
Material	34x135	Date	06.01.2016
Drawer	K.K.	File	P4040-34S Djurö.dwg



Date rev. Description

			
House	P4040-34S Djurö	Sheet	8
Drawing	Wall-seinä-vägg 2	Scale	1:35
Material	34x135	Date	06.01.2016
Drawer	K.K.	File	P4040-34S Djurö.dwg

SIDEMALL SKIRTING SLAT 19x35
PUOLISEINÄ KORISTELISTA S
SIDANVÄGG LISTA

ROOFBOARD 19
KATTOLAUTA R
TAKBRÄDE

EAVE SLAT 30x40
RÄYSTÄSLISTA ES
TAKFOTLIST

EAVE BOARD 19x120
RÄYSTÄSLAUTA EB
TAKFOTBRÄDE

SCREW 4.5x50
RUUVIT
SKRUVAR

SCREW 4.5x50
RUUVIT
SKRUVAR

ROOF FELT FILLET 19x90
KATON PÄÄTYLAUTA RFF
BRÄDE OVANPÄ GAVELBRÄDE

FLOOR SKIRTING 19x35
LATTIALISTA FF
GOLVLIST

SCREW 4.5x50
RUUVIT
SKRUVAR

NAILS 2.5x60
NAULAT
NAGLAR

NAILS 2.0x40
NAULAT
NAGLAR

SCREW 4.5x50
RUUVIT
SKRUVAR

FLOORBOARD 19
LATTIALAUTA F
GOLVBRÄDE


GABLE BOARD 19x120
KAAPELLAUTA GB
GAVELBRÄDA

PURLIN PR
KATTO-ORRET
TAKASAR

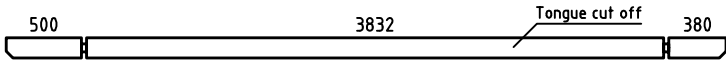
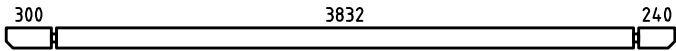
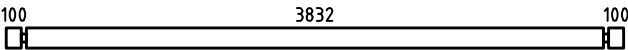
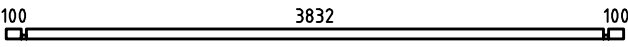
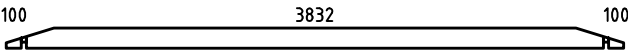



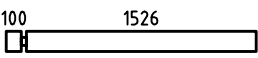







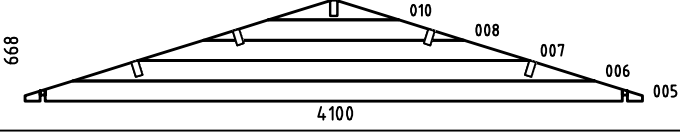
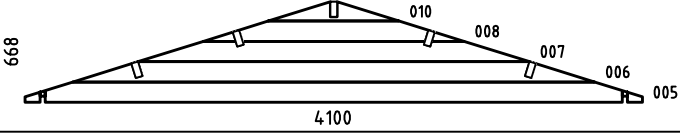

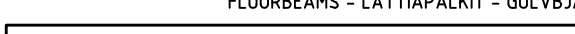



NAILS 2.5x60
NAULAT
NAGLAR

NAILS 5.0x100
NAULAT
NAGLAR



















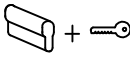

FLOORBEAM 43x90
LATTIAPALKIT FB
GOLVBJÄLKAR

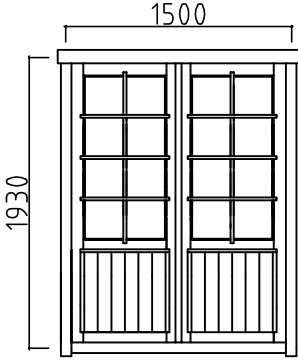
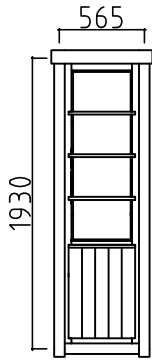
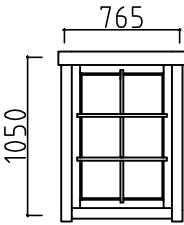


Kood	P4040-34S Djurö	Lehti	9
Jouko	Sections-kokoonpanot-avshnit	Moduuri	1:35
Materiaali	34x135	Kaup.	06.01.2016
Jouko	K.K.	File	P4040-34S Djurö Sections.dwg

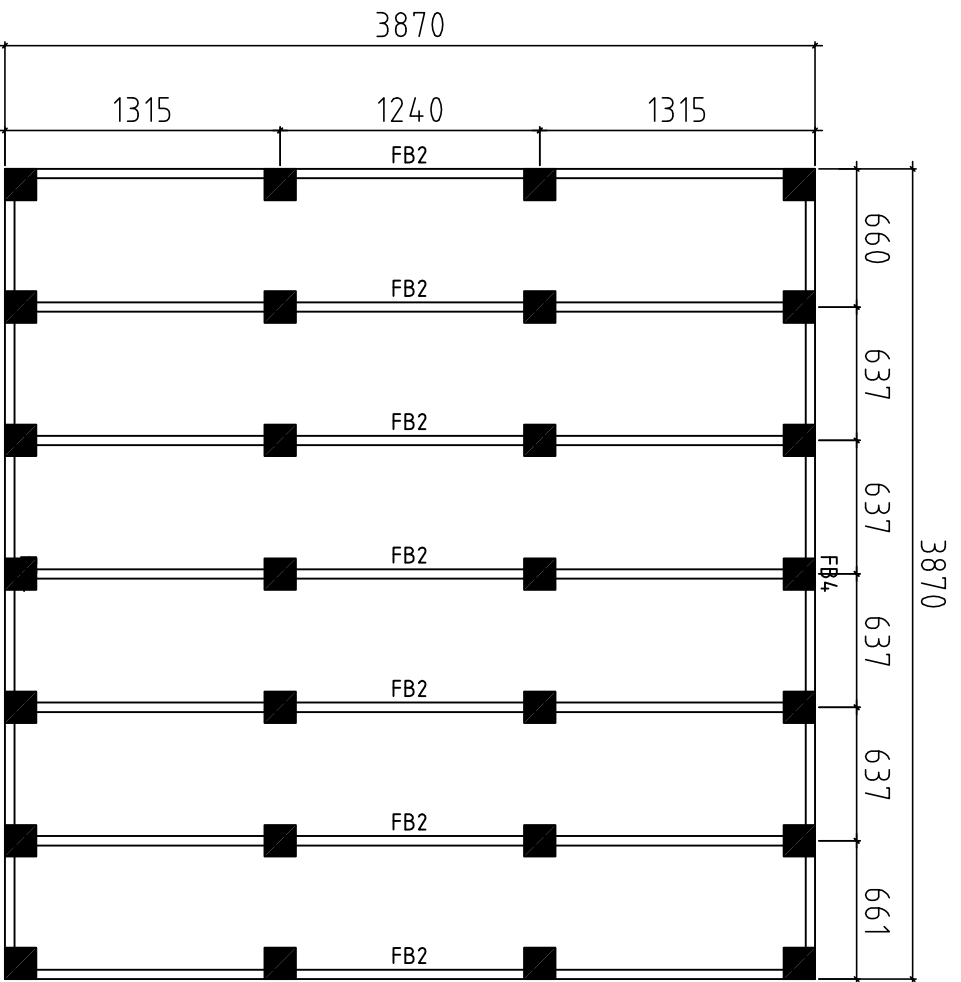
Pos	P4040-34S Djurö	Pcs.	Profile (mm)	L (mm)
001		2	34x135	4780
002		2	34x135	4440
003		32	34x135	4100
004		1	34x68	4100
005		2	34x135	4100
006		2	34x135	3467
007		2	34x135	2600
008		2	34x135	1733
009		16	34x135	1660
010		2	34x128	867
011		28	34x135	430
012		2	34x68	430
013		2	34x68	290
014		28	34x135	290
SB		1	34x135	4780
M	BOARD FOR ASSEMBLING - ASENNUSLAUTA - SLAGBRÄDE 	2	34x135	300
W1-1		1	34x668	4100
W2-1		1	34x668	4100
FB2	FLOORBEAMS - LATTIAPALKIT - GOLVBJÄLKAR 	2	43x90	3870
FB1	FLOORBEAMS - LATTIAPALKIT - GOLVBJÄLKAR 	7	43x90	3784
PR1	PURLINS - KATTO-ORRET - TAKÅSAR 	5	45x140	4780
F	FLOORBOARD - LATTIALAUTA - GOLVBRÄDE  88mm or -tai- eller 114mm	44+1 34+1	19x88 19x114	3830 3830
R	ROOFBOARD - KATTOLAUTA - TAKBRÄDE  88mm or -tai- eller 114mm	111+1 84+1	19x88 19x114	2400



Pos	P4040-34S Djurö	Pcs.	Profile (mm)	L (mm)
FF	FLOOR FILLET - LATTIALISTA - GOLVLIST 		19x35	15.4m
GB	GABLE BOARD - KAAPELILAUTA - GAVELBRÄDA 	4	19x120	2475
EB	EAVE BOARD - RÄYSTÄSLAUTA - TAKFOTBRÄDE 	4	19x120	2690
ES	EAVE SLAT - RÄYSTÄSLISTA - TAKFOT 	4	30x40	2690
RFF	ROOF FELT FILLET - KATON PÄÄTYLAUTA - BRÄDE OVANPÅ GAVELBRÄDE 	4	19x90	2475
D	DECORATIVE - KORISTE - PRYDNADS 	2	19x90	200
S1 S2 S3	SIDEWALL SKIRTING SLAT -PUOLISEINÄ KORISTELISTA - SIDANVÄGG LISTA 	2 2 2	19x35 19x35 19x35	3832 500 380
	NAILS - NAULAT - SPIKAR  FLOORBOARD - LATTIALAUTA - GOLVBRÄDE ROOFBOARD - KATTOLAUTAT - TAKBRÄDE	834	2,5x60	
	NAILS - NAULAT - SPIKAR  SKIRTING SLAT - LATTIALISTA - GOLVLIST BOARD MATCHING WITH GABLE BOARD - KAAPELILAUTA VASTAVA LAUTA - BRÄDE OVANPÅ VINDBRÄDE	50	2,5x40	
	NAILS - NAULAT - SPIKAR  FLOORBEAMS - LATTIAPALKIT - GOLVBJÄLKAR	32	5,0x100	
	SCREWS - RUUVIT - SKRUVAR  BOARD FOR SETTLEMENT SLOT - LAUTA PAINUMISRAKON- - BRÄDE FÖR SÄTTNINGSSPRINGA	50	3,5x35	
	SCREWS - RUUVIT - SKRUVAR  EAVE BOARD - RÄYSTÄSLAUTA - TAKFOTBRÄDE EAVE SLAT - RÄYSTÄSLISTA - TAKFOT GABLE BOARD - KAAPELILAUTA - GAVELBRÄDA BORDER BOARDS - REUNALAUTA - FODERBRÄDE	60	3,5x50	
	SCREWS - RUUVIT - SKRUVAR  FIXING HALF BEAMS FÖR ATT BEKRÄFTA HALVBÄLKAR VAHVISTETTAVA PUOLIKKAAT PALKIT	10	4,5x90	
	DOOR CROSSES/OVENLISTAT/SPRÖJS 	2		
	DOOR HANDLE/OVEN KAHVA/DÖRR HANDTAG 	1		
	WINDOW CROSSES/IKKUNALISTAT/SPRÖJS 	1		
	SIDE ELEMENT DECORATION SLAT/PUOLIELEMENTTI KAUNEUS LISTAT /SIDAN AV ELEMENTAT SKÖNHET LIST 	6		
	WINDOW HANDLE/IKKUNA KAHVA/FÖNSTER HANDTAG 	1		
	DOOR LOCK+KEYS/OVENLUKKO+AVAIN/DÖRRLÅS+NYCKLAR 	1+1		
	DOUBLEDOOR FRAME SET/PARIOVIA KARMIT/DUBBELDÖRREN RAMAR 	1		
	DOUBLEDOOR BORDER BOARD SET/PARIOVIA KAITEENLAUTA SARJA/ DUBBELDÖRREN GRÄNSENBRÄDER KIT (7 BOARDS/LAUTA/BRÄDER)	1		
	SIDE ELEMENT BORDER BOARD SET/PUOLIELEMENTTI KAITEENLAUTA SARJA/ SIDAN AV ELEMENTAT GRÄNSENBRÄDER KIT (7 BOARDS/LAUTA/BRÄDER)	2		
	WINDOW BORDER BOARD SET/IKKUNA KAITEENLAUTA SARJA/ FÖNSTER GRÄNSENBRÄDER KIT (8 BOARDS/LAUTA/BRÄDER)	1		

Pos	P4040-34S Djurö	Pcs.	Profile (mm)	L (mm)
	<p data-bbox="507 174 1018 253">1500x1930 - 1 set - sarja - sats (right hand - oikea käsi - höger hand)</p>  <p data-bbox="746 450 858 483">Ast_Iso</p>	P	1	1500
	<p data-bbox="547 712 994 745">565x1930 - 2 set - sarja - sats</p>  <p data-bbox="635 958 786 992">Ast_Iso_K</p>		2	565
	<p data-bbox="547 1193 1058 1272">765x1050 - 1 set - sarja - sats (right hand - oikea käsi - höger hand)</p>  <p data-bbox="643 1395 818 1429">Ast_Iso_KP</p>	P	1	765






Detta är ett förslag för hur man kan placera plintarna (100-200 mm i diameter) för golvjäklaget. Golvjäklarna är med i byggsatsen, men inte plintarna. Använder man exempelvis 500-600mm långa murblock så kan man halvera antalet punkter. Lägg fuktskyddande papp mellan betong och trä

Tämä on ehdotus siitä, miten (100-200 mm läpimittaiset) jalat voidaan sijoittaa alapohjan varten. Lattipalkit ovat rakennussarjassa, mutta jalat ei ole. Kun käytetään esimerkiksi 500-600 mm pitkiä harkkoja, voidaan pisteiden määrä puolittua. Aseta betoniin ja puun väliin kosteudelta suojaava pappi!

A proposal for placing pilinths (100-200 mm in diameter) for floor beams. Floor beams are provided in the kit but pilinths are not included. For example, by using 500-600 mm long masonry units, one can reduce the number of points 50%. Place cardboard between the concrete and wood to protect from moisture

Date rev. Description



House	P4040-34S Djurö	Sheet	13
Drawing	FOUNDATION PLAN - PLINTPLAN	Scale	1:35
Material		Date	06.01.2016
Drawer	K.K.	File	P4040-34S Djurö.dwg