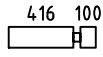
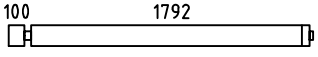
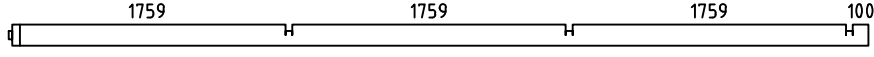
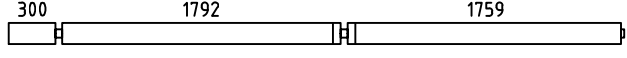
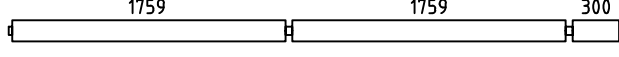
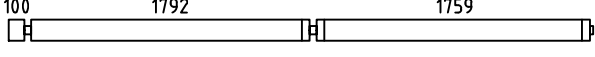
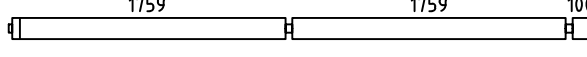








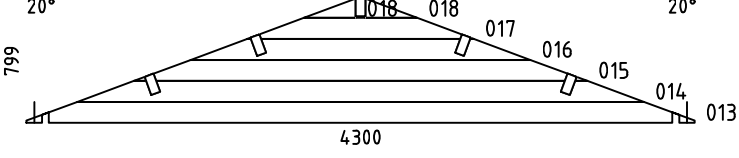
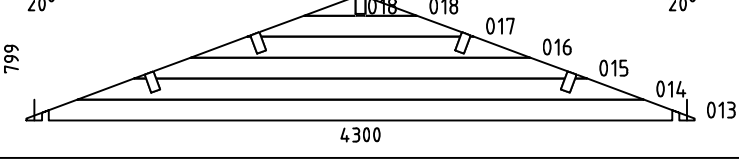


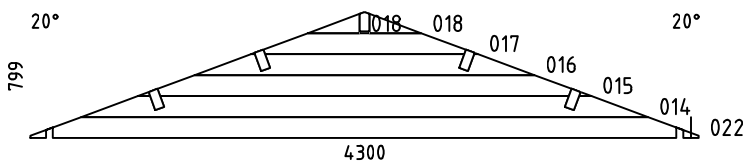



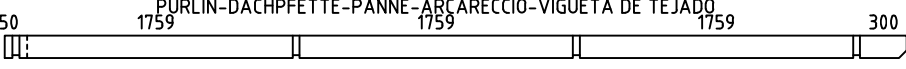
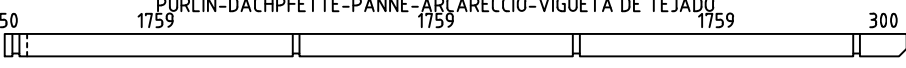
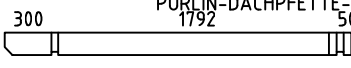
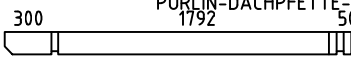



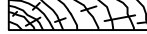






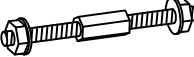







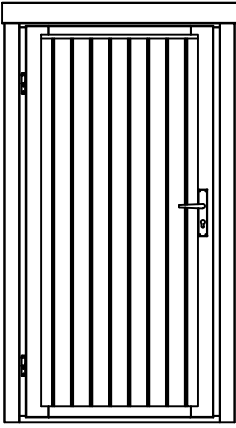


Krister44

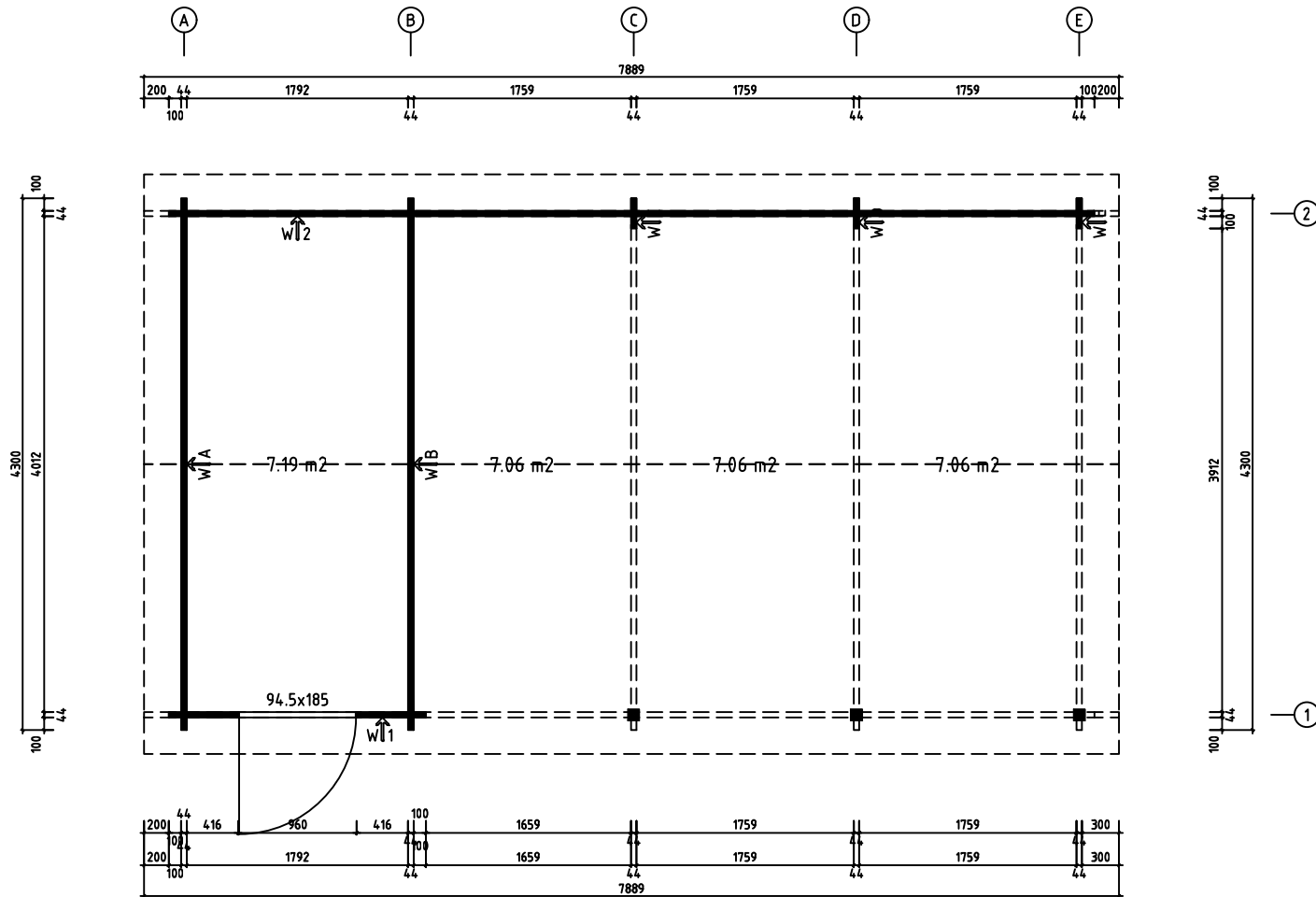


POS	SPECIFICATION-STÜCKLIST-NOMENCLATURE-ELEMENTI-ESPECIFICATION Krister44	QTY	PROFILE (mm)	LENGTH (mm)
001		28	44x135	560
002		8	44x135	1958
003		1	44x135	5531
004		1	44x135	3961
005		1	44x135	3928
006		8	44x135	3761
007		8	44x135	3728
008		7	44x135	5531
009		1	44x135	2158
010		1	44x135	5731
011		2	44x68	4300
012		30	44x135	4300
019		3	44x68	244
020		42	44x135	244
021		3	44x135	4300
WA-1		1		
WB-1		1		
WC-1		1		
WD-1		1		
Model Krister44		Material	Page 1/3	

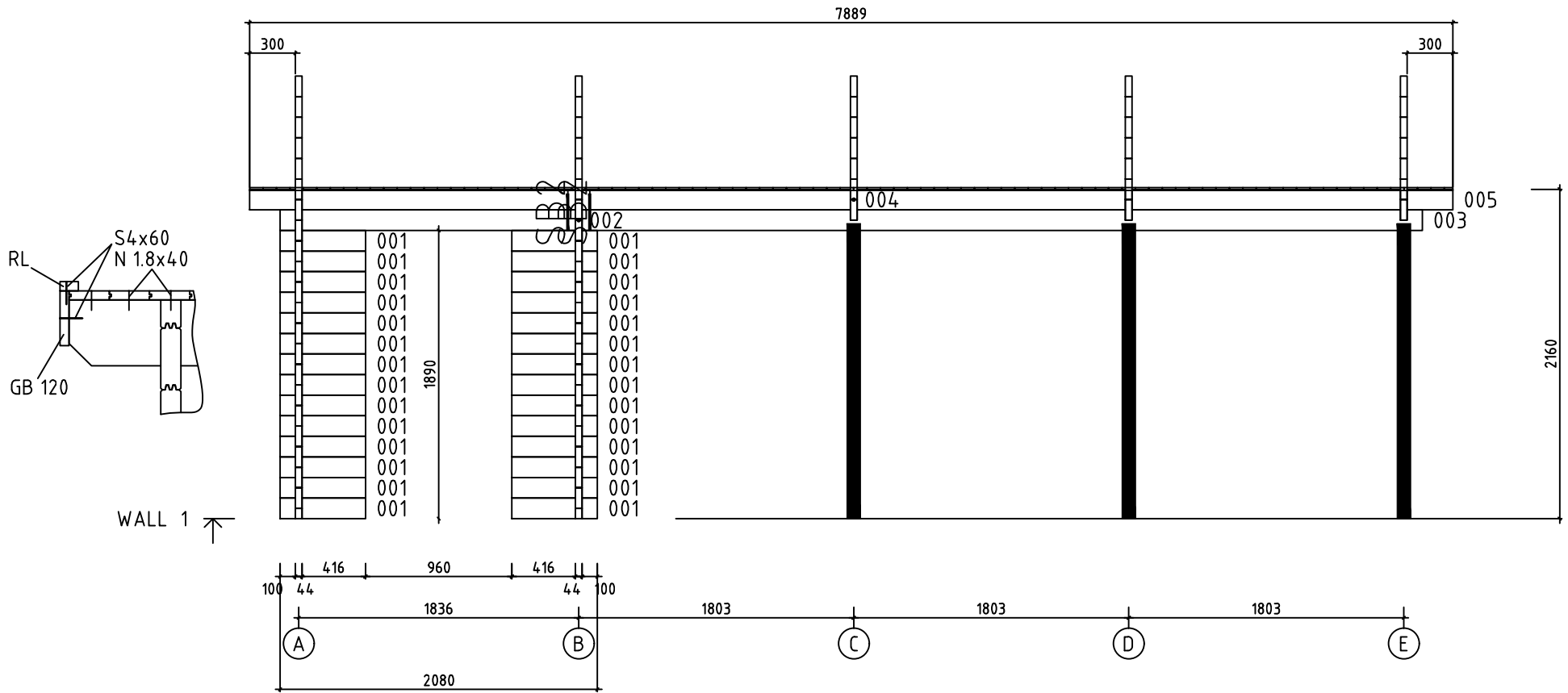
POS	SPECIFICATION-STÜCKLIST-NOMENCLATURE-ELEMENTI-ESPECIFICACION Krister44	QTY	PROFILE (mm)	LENGTH (mm)
WE-1		1		
F3	FOUNDATION-FUNDAMENT-FONDATION-FONDAZIONE-VIGAS DE CIMENTACION 	1	44x90	5409
F1	FOUNDATION-FUNDAMENT-FONDATION-FONDAZIONE-VIGAS DE CIMENTACION 	6	44x90	4002
F2	FOUNDATION-FUNDAMENT-FONDATION-FONDAZIONE-VIGAS DE CIMENTACION 	2	44x90	1870
PL2	PURLIN-DACHPFETTE-PANNE-ARCARECCIO-VIGUETA DE TEJADO 	4	70x144	5803
PL4	PURLIN-DACHPFETTE-PANNE-ARCARECCIO-VIGUETA DE TEJADO 	1	70x144	5803
PL1	PURLIN-DACHPFETTE-PANNE-ARCARECCIO-VIGUETA DE TEJADO 	4	70x144	2230
PL3	PURLIN-DACHPFETTE-PANNE-ARCARECCIO-VIGUETA DE TEJADO 	1	70x144	2230
F-1	FLOOR BOARD-FUSSBODENBRETT-LAME DE PLANCHER-TAVOLA PAVIMENTO-TABLA DE SUELO 	46	88x18	1782
R-1	ROOF BOARD-DACHBRETT-VOLIGE-TAVOLA TETTO-TABLA DE TEJADO 	180	88x18	2500
FLB-1	FLOOR BEADING-FUSSBODENLEISTE-MOULURE DE FINITION-LISTELLO PAVIMENTO-LISTON DE SUELO 18x40x3000 	4	18x40	12 rmt.
GB-1	GABLE BOARD 95-GIEBELBLLENDE-PLANCHE DE RIVE-TAVOLA DI BORDO-TABLA DE BORDE 	4	18x95	3945
GB-1	GABLE BOARD 120-GIEBELBLLENDE-PLANCHE DE RIVE-TAVOLA DI BORDO-TABLA DE BORDE 	4	18x120	2540
	POST 85x85 	3		1935
RL-1	ROOFING LATH-GIEBELLEISTE-LATTE DE RIVE-LISTELLO DI BORDO-LISTONES DE BORDE 	4	40x18	2540
RL-2	ROOFING LATH-GIEBELLEISTE-LATTE DE RIVE-LISTELLO DI BORDO-LISTONES DE BORDE 	4	40x18	3945
SB1	STEEL BAR-STAHLSTANGE-BARRE D'ACIER-BARRA DI ACCIAIO-BARRA ACERO 	8	Ø14	1050
SB2	STEEL BAR-STAHLSTANGE-BARRE D'ACIER-BARRA DI ACCIAIO-BARRA ACERO 	2	Ø14	240
TRS21	THREADED ROD SET M10 2-GEWINDESTANGE SATZ-KIT DE TIGES FILETÉES-KIT BARRA FILETTATA-KIT VARILLA ROSCADA 	7	M10	2165
	ADJUSTMENT BOLT KIT-EINSTELLBOLZEN-BOULON DE RÉGLAGE-BULLONE DI REGOLAZIONE-PERNO DE AJUSTE 	3		
D	DIAMOND-DECKBRETT-LOSANGE DE DECORATION-TAVOLA DI COPERTURA-ROMBO 	2		
	DOOR KIT-TÜR SATZ-KIT PORTE-KIT PORTA-KIT PARA PUERTA 	1		
Model	Krister44	Material	Page 2/3	


POS	SPECIFICATION-STÜCKLIST-NOMENCLATURE-ELEMENTI-ESPECIFICACION Krister44	QTY	PROFILE (mm)	LENGTH (mm)
N 1.8x4.0	NAIL-NAGEL-CLOU-CHiodo-CLAVO 1.8x4.0 	1000	1.8x4.0	
S4x60	SCREW-SCHRAUBE-VIS-VITE-TORNILLO 4x60 	120	4x60	
S5x90	SCREW-SCHRAUBE-VIS-VITE-TORNILLO 5x90 	70	5x90	
S6x120	SCREW-SCHRAUBE-VIS-VITE-TORNILLO 6x120 	30	6x120	
	DOOR-TÜR-PORTE-PORTA-PUERTA 945x1850 UL 94.5x185 L 	1		
Model Krister44		Material	Page	3/3

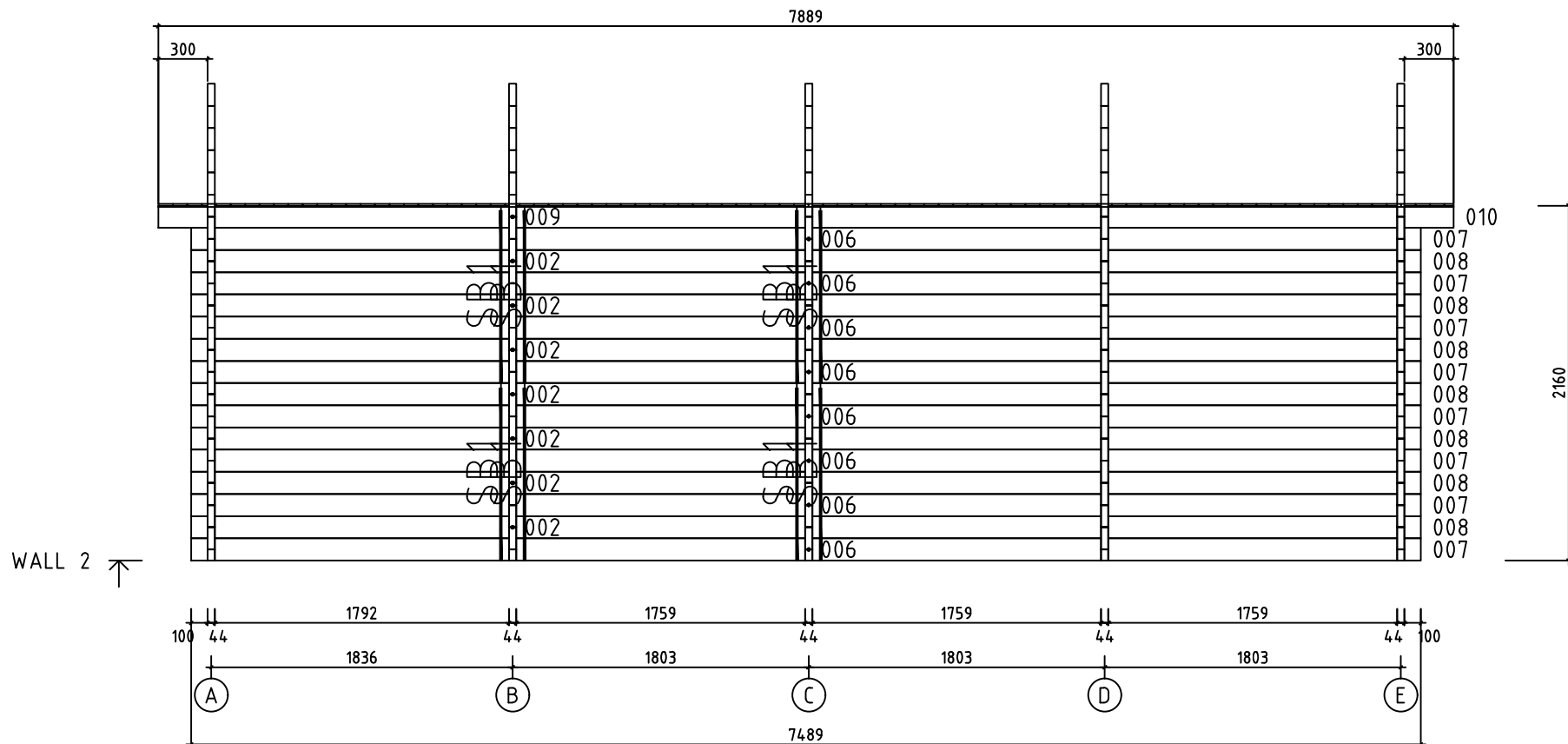
H = 1.500 m
 TOTAL: 28.36 m²




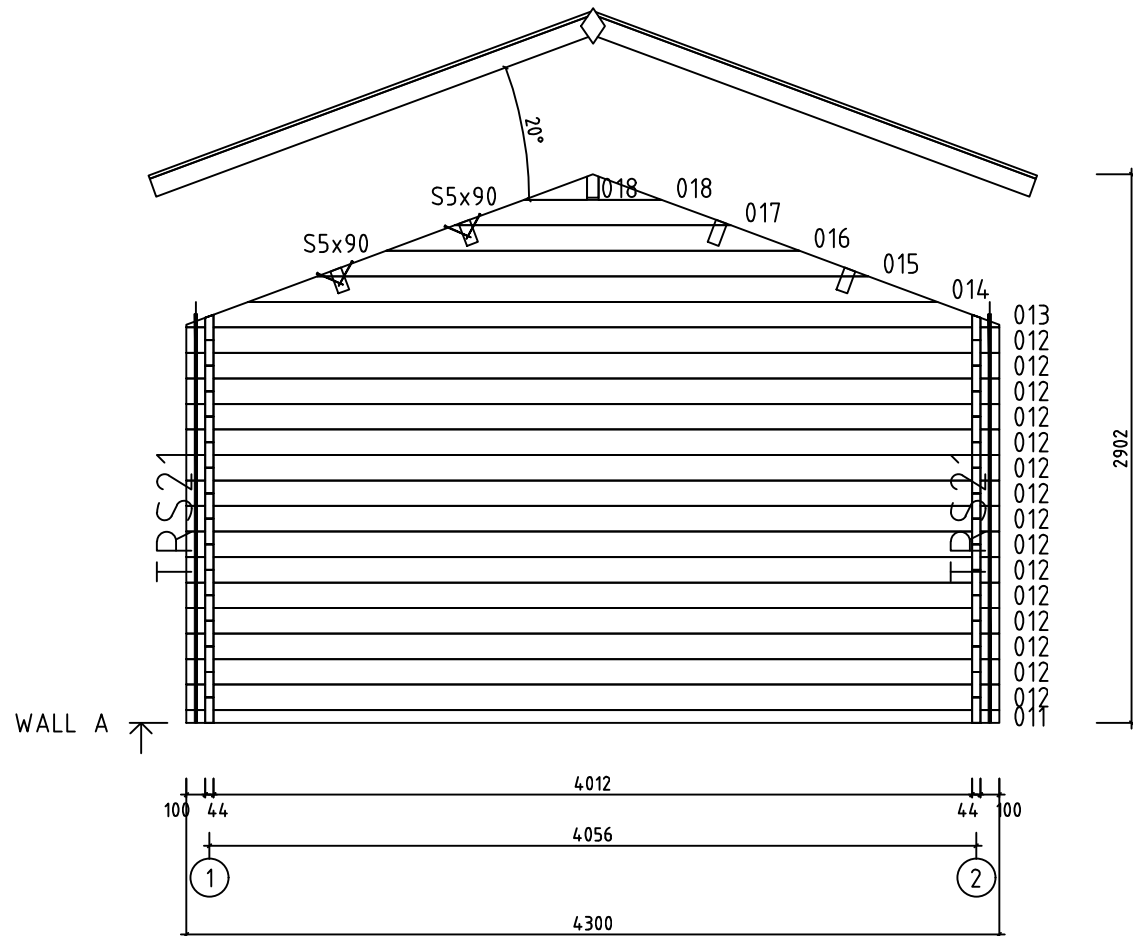
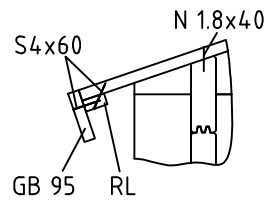
 Polhus <i>Quality wooden houses</i>	Model	Krister44	Page	
	Drawing	PLAN	Scale	1:40
	Material	44x135	Date	15.11.2021
	File	Krister44.dwg	Drawn by	



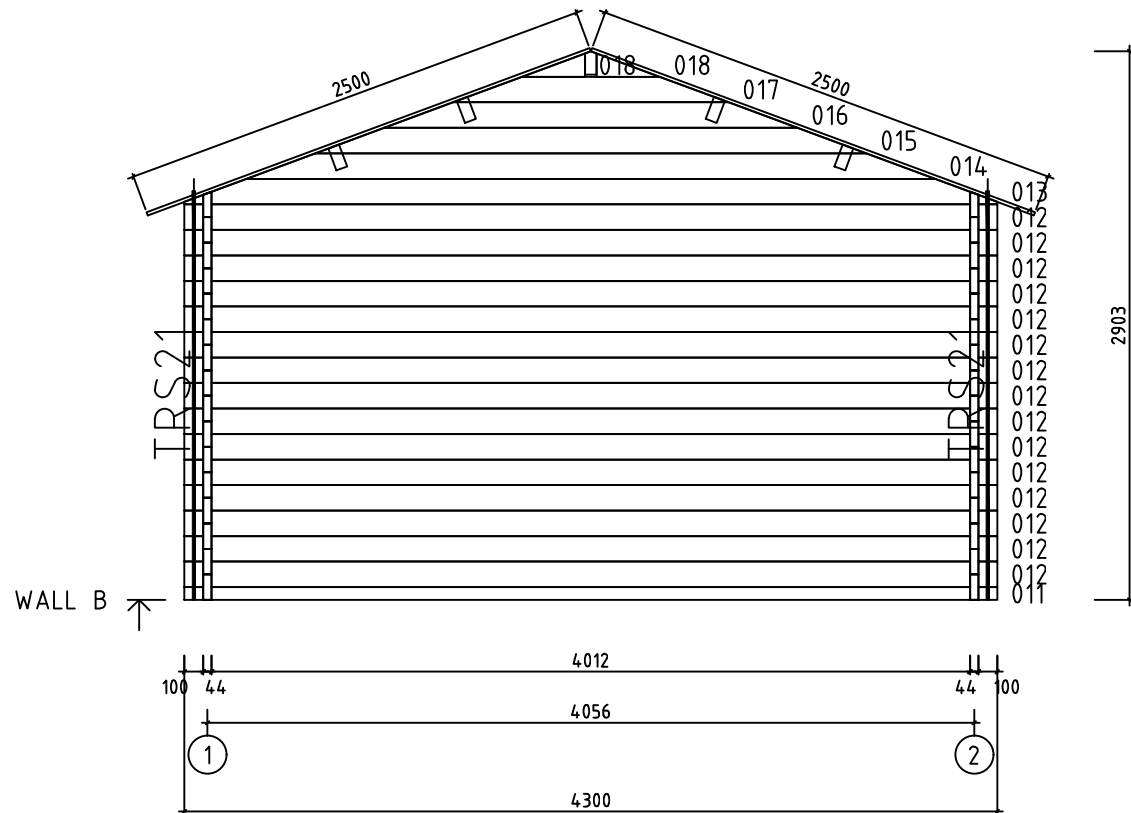
	Model	Krister44	Page	8
	Drawing	WALL 1	Scale	1:40
	Material	4.4x13.5	Date	15.11.2021
	File	Krister44.dwg	Drawn by	



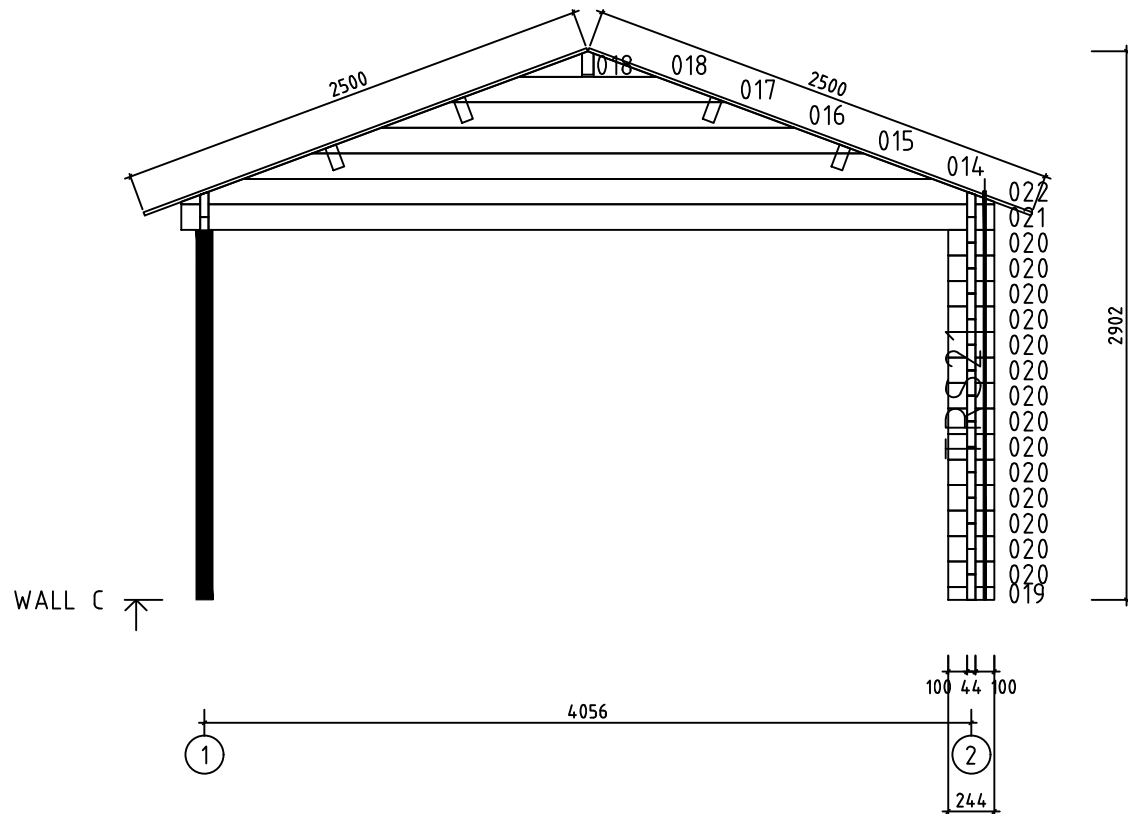
	Model	Krister44	Page	9
	Drawing	WALL 2	Scale	1:40
	Material	4.4x13.5	Date	15.11.2021
	File	Krister44.dwg	Drawn by	




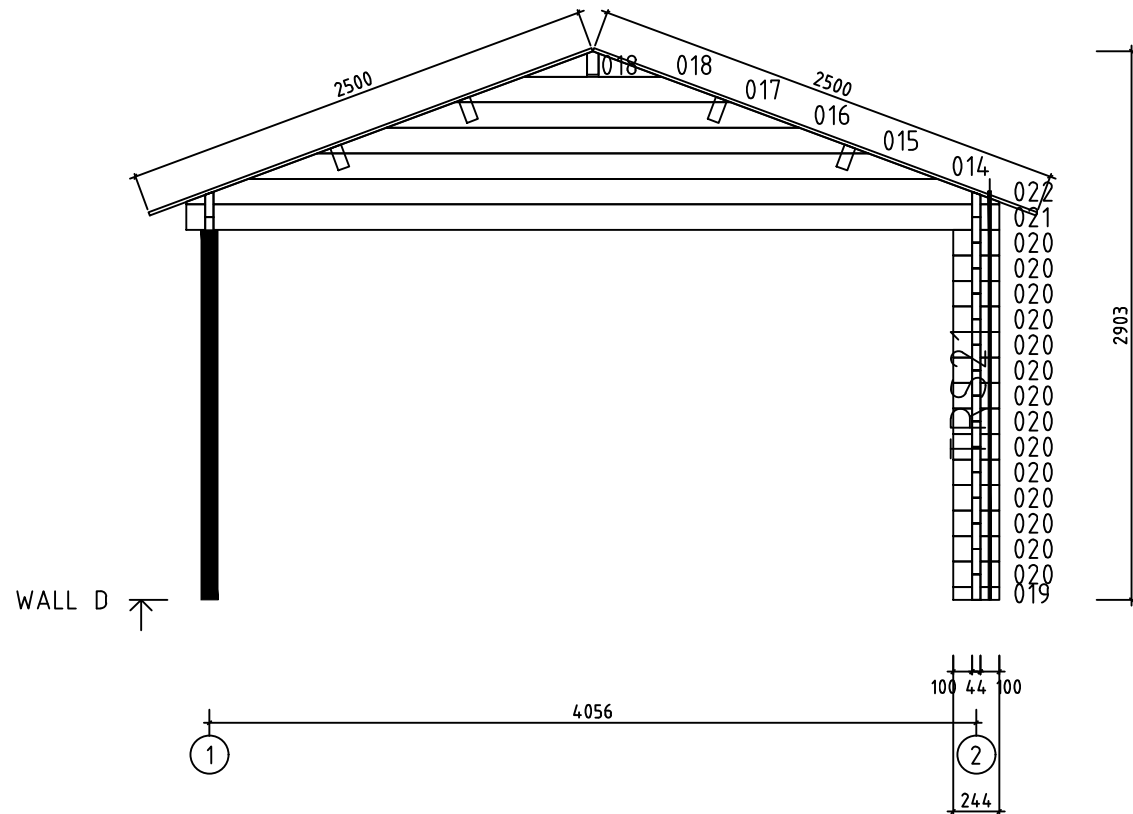
Model	Krister44	Page	3
Drawing	WALL A	Scale	1:40
Material	4.4x13.5	Date	15.11.2021
File	Krister44.dwg	Drawn by	



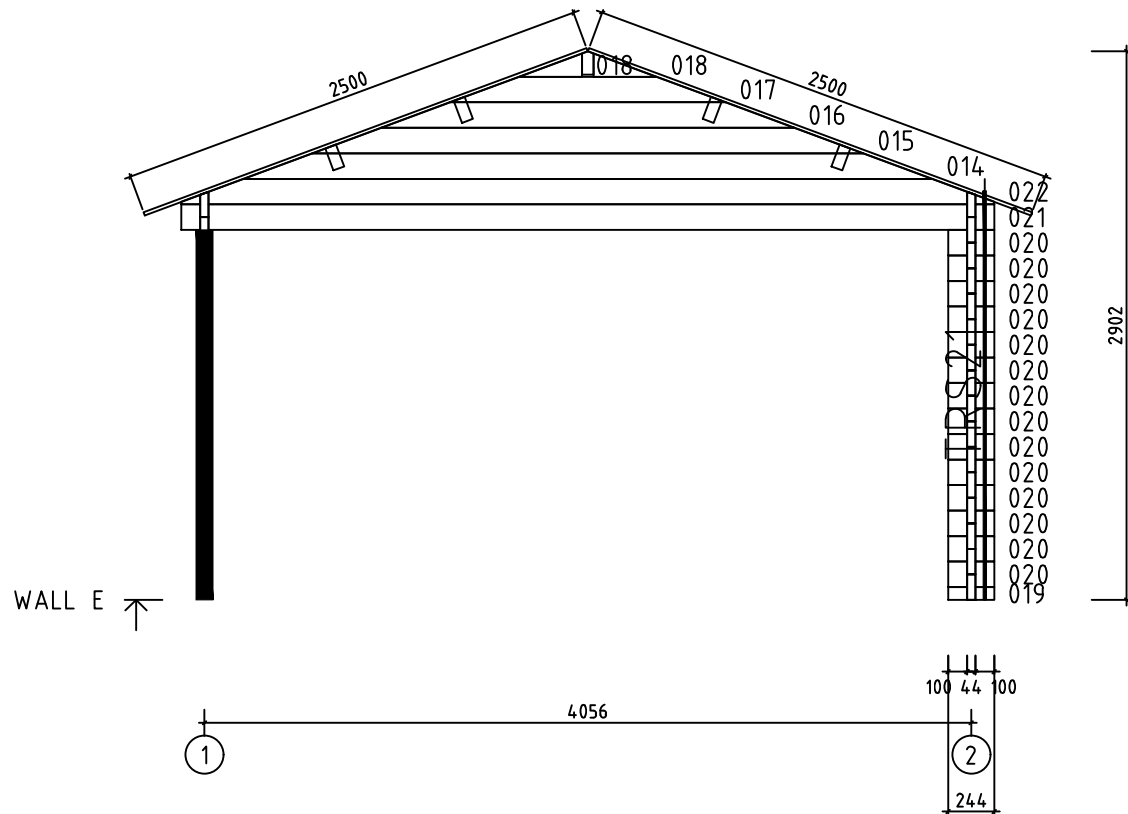
Model	Krister44	Page	4
Drawing	WALL B	Scale	1:40
Material	4.4x13.5	Date	15.11.2021
File	Krister44.dwg	Drawn by	



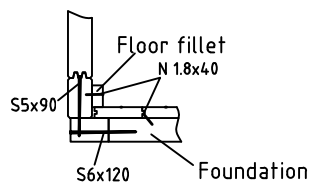
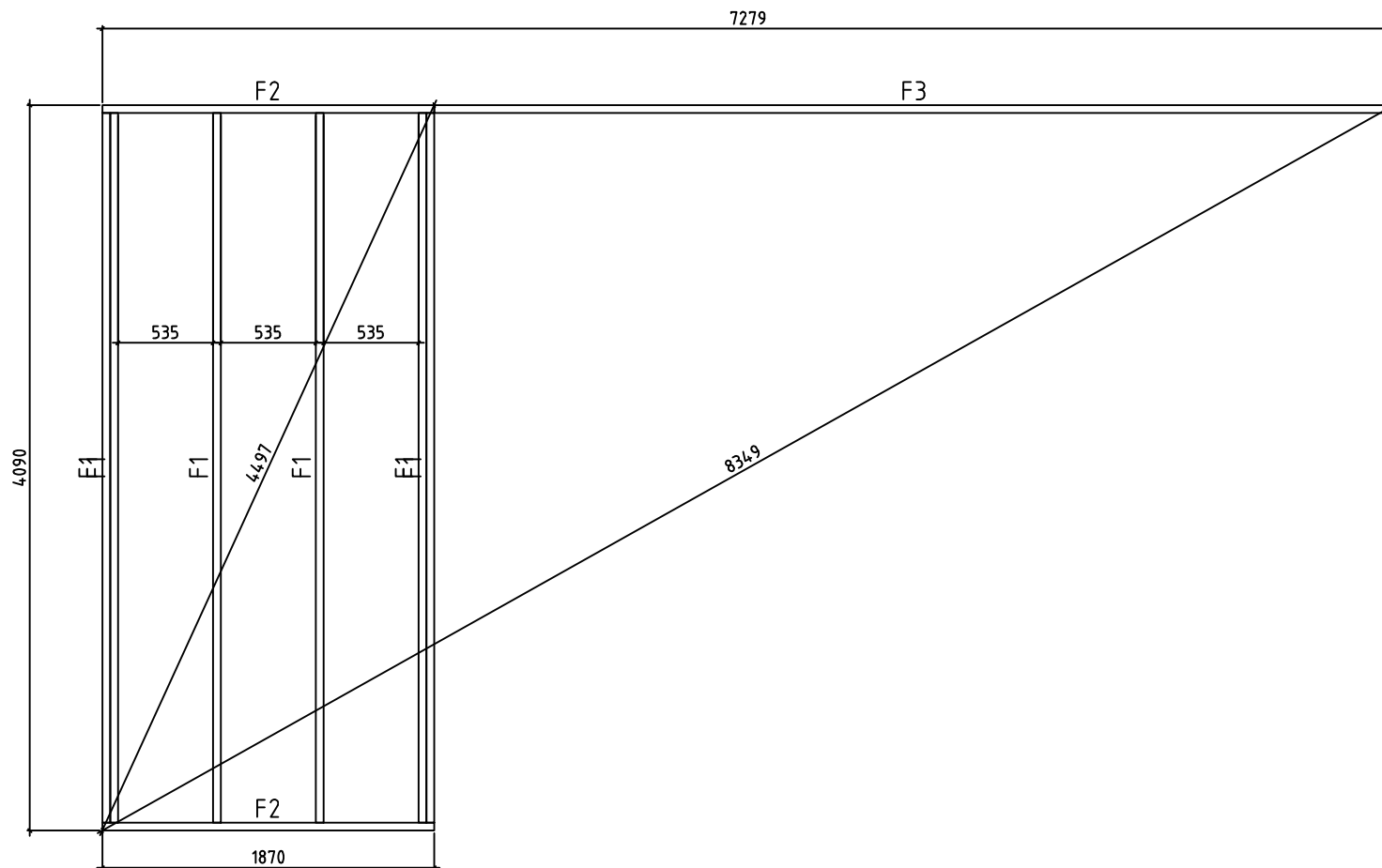
	Model	Krister44	Page	5
	Drawing	WALL C	Scale	1:40
	Material	4.4x13.5	Date	15.11.2021
	File	Krister44.dwg	Drawn by	



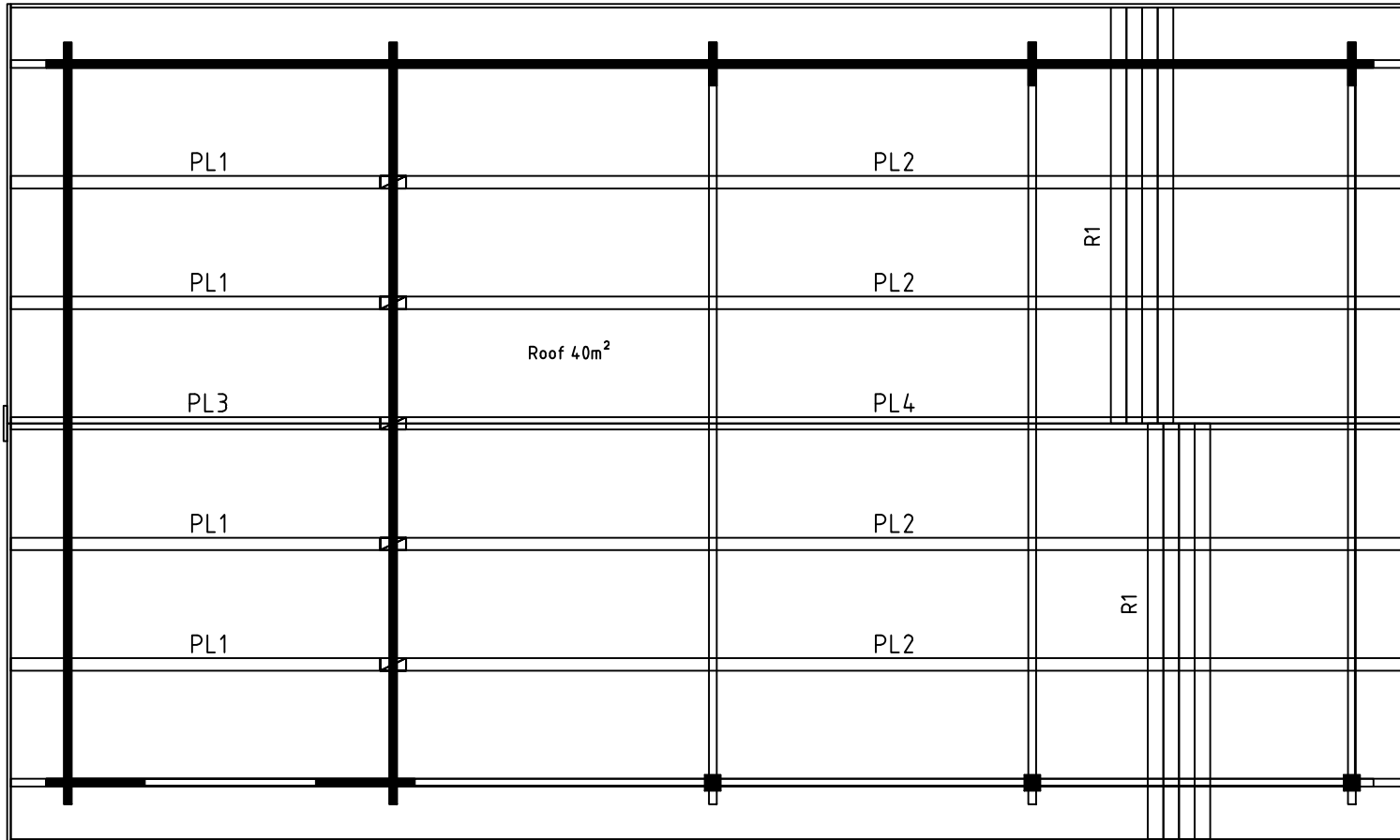
Model	Krister44	Page	6
Drawing	WALL D	Scale	1:40
Material	4.4x13.5	Date	15.11.2021
File	Krister44.dwg	Drawn by	



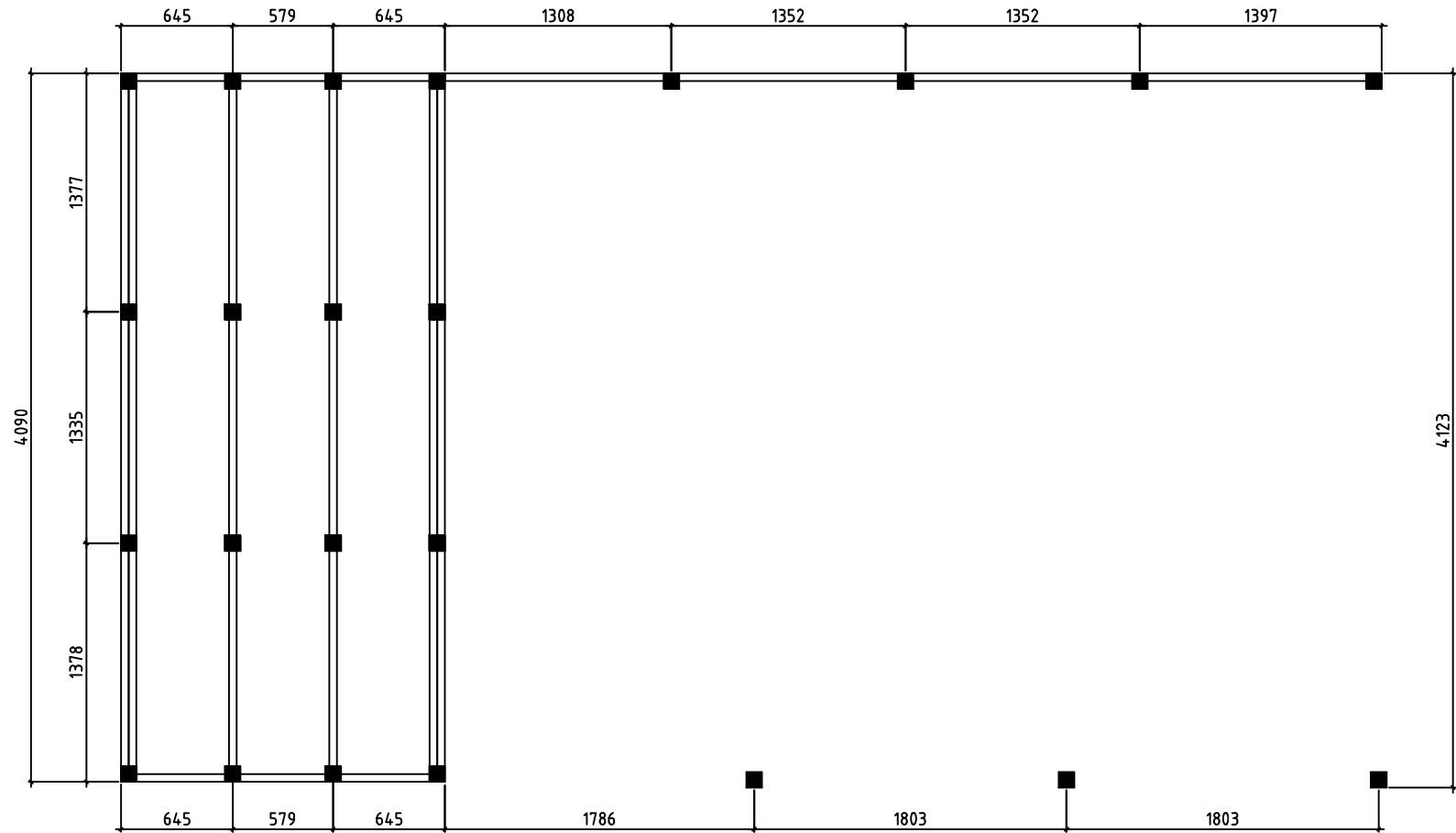
Model	Krister44	Page	7
Drawing	WALL E	Scale	1:40
Material	4.4x13.5	Date	15.11.2021
File	Krister44.dwg	Drawn by	



Model	Krister44	Page
Drawing	FOUNDATION	Scale 1:40
Material	44x135	Date 15.11.2021
File	Krister44.dwg	Drawn by



Model	Krister44	Page
Drawing	ROOF	Scale 1:40
Material	44x135	Date 15.11.2021
File	Krister44.dwg	Drawn by



Model	Krister44	Page
Drawing	Plinths plan. Not included	Scale 1:40
Material	44x135	Date 15.11.2021
File	Krister44.dwg	Drawn by