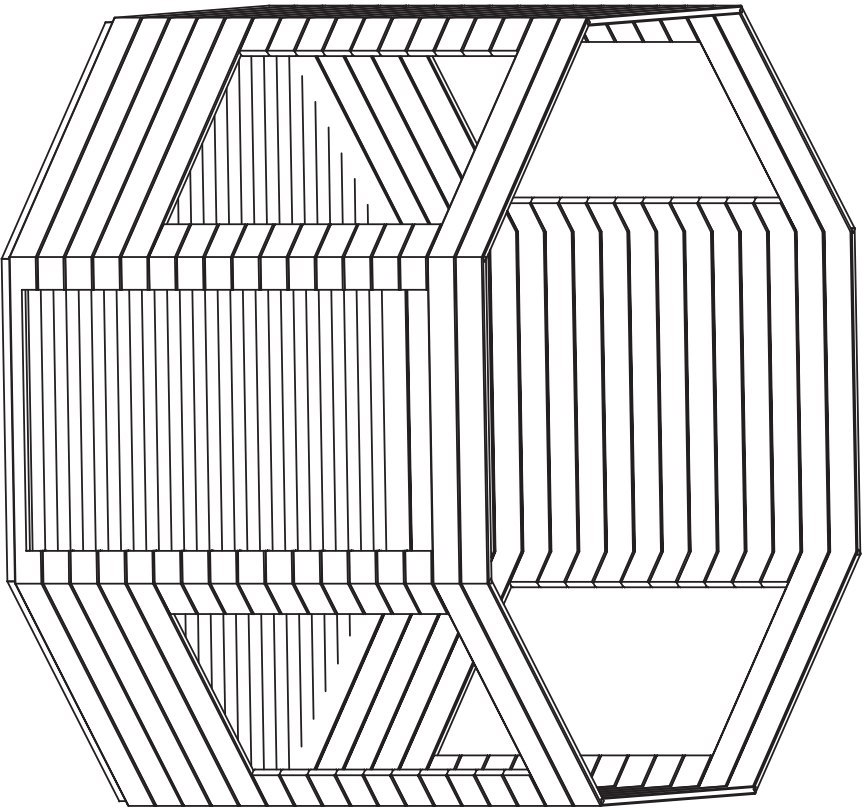


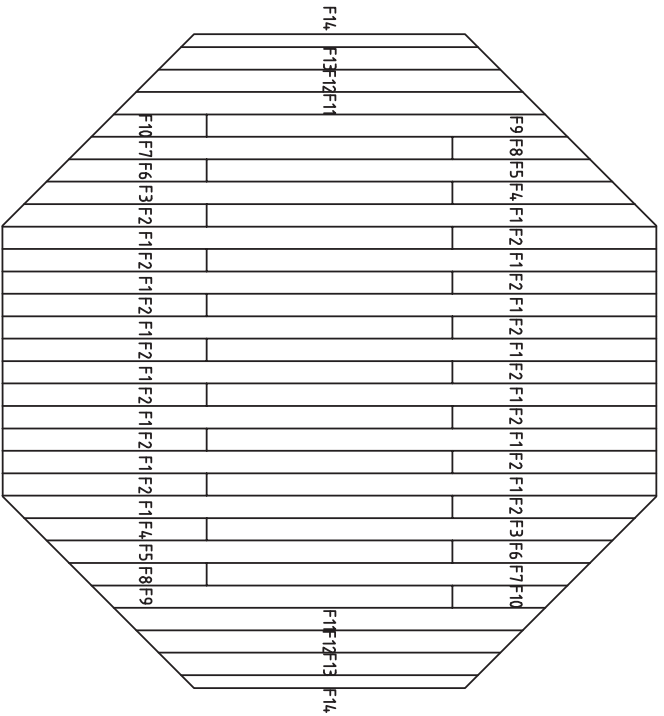
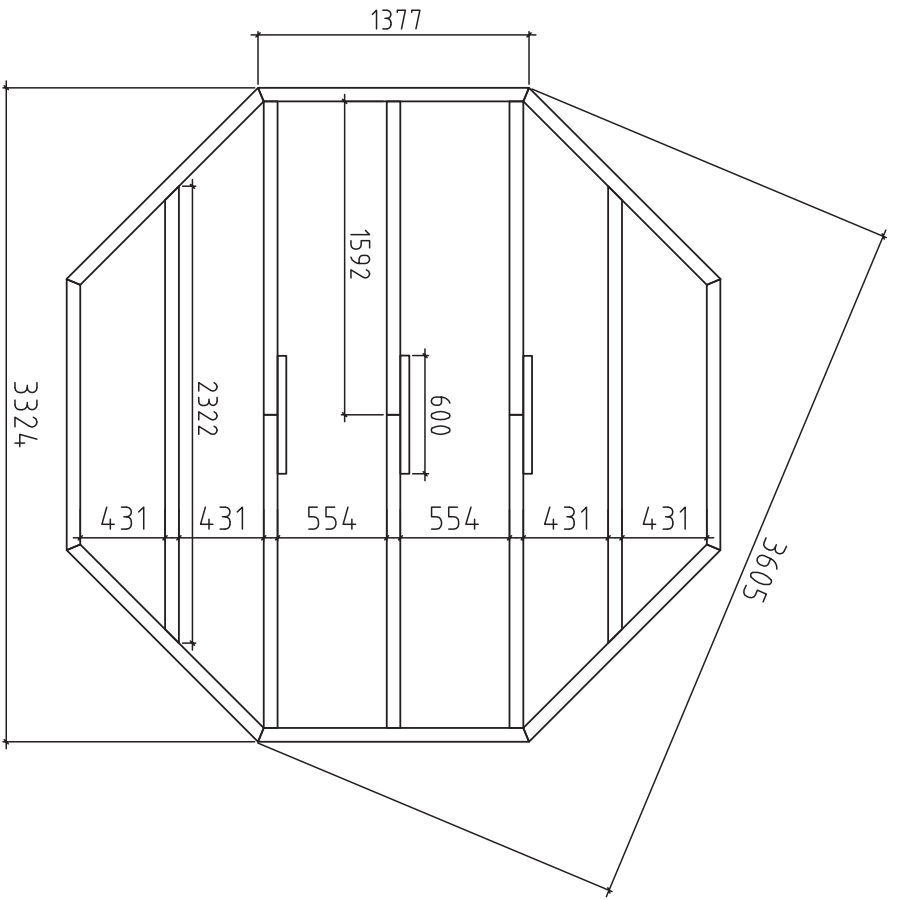
Date rev. Description

House	P3535-34 Carmencita 4	Sheet	1
Drawing	3D	Scale	
Material	34x135	Date	03.02.2016
Drawer	K.K.	File	P3535-34 Carmencita 4_3D.dwg



Date rev. Description

House	P3535-34 Carmencita 4	Sheet	1a
Drawing	3D	Scale	
Material	34x135	Date	03.02.2016
Drawer	K.K.	File	P3535-34 Carmencita 4 3D.dwg



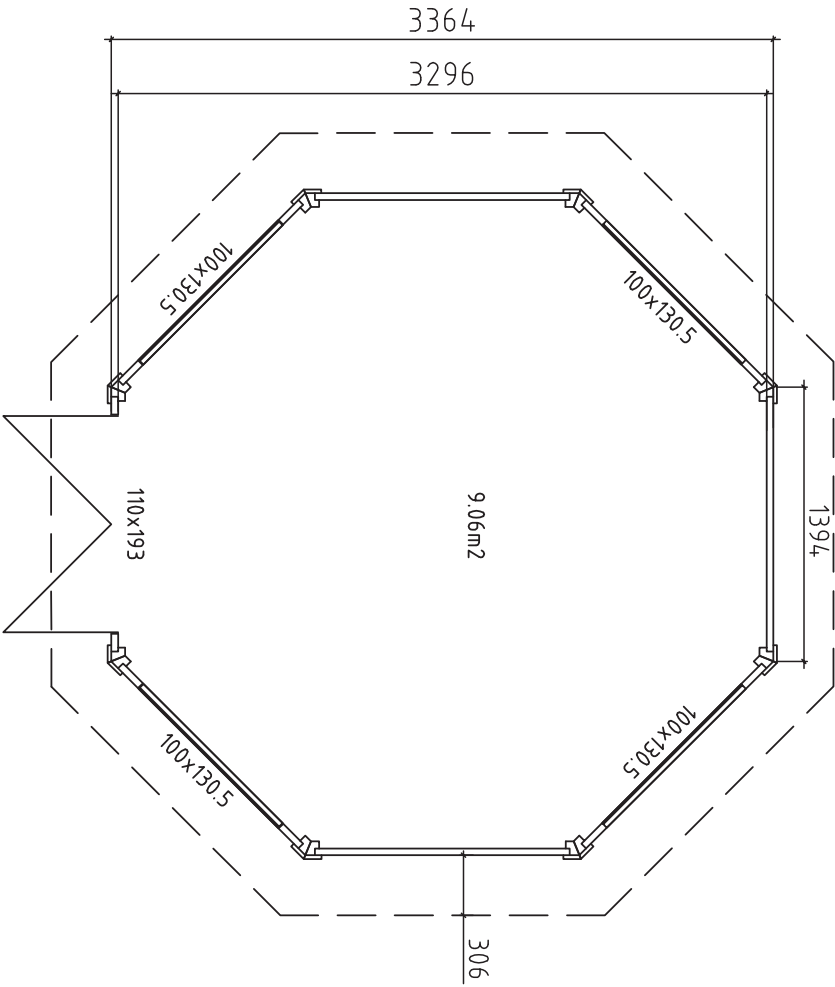
Date rev. Description

House P3535-34 Carmencita 4 Sheet 2

Drawing Floorbeams-Golvbjälkar Scale 1:35

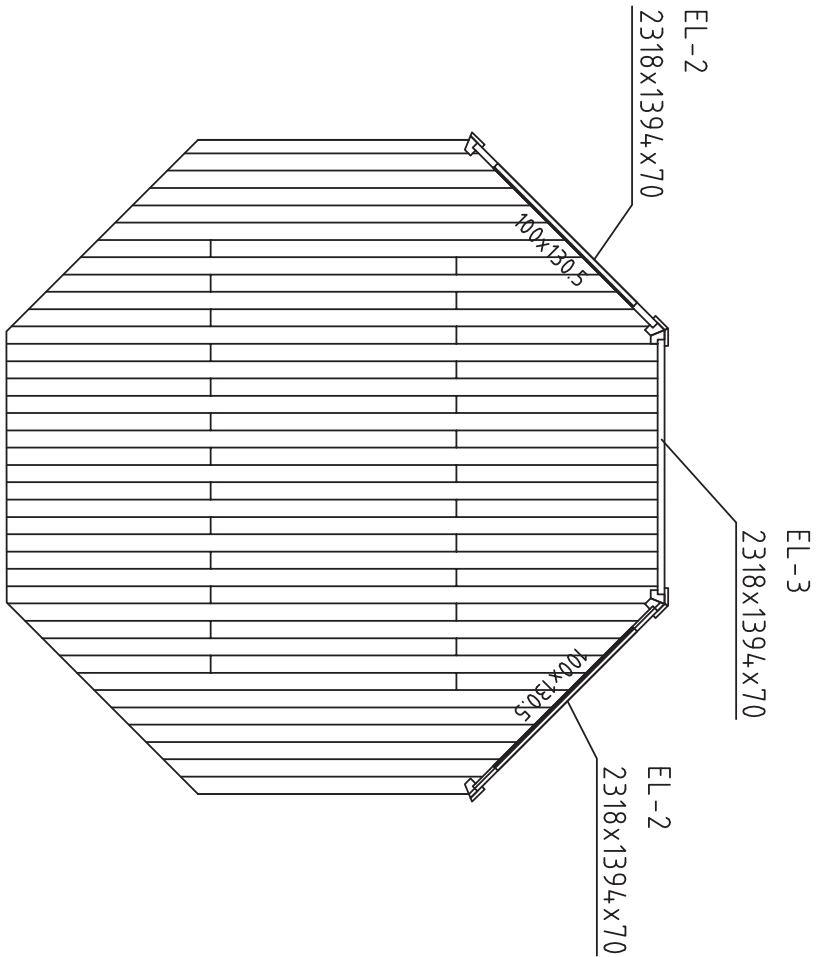
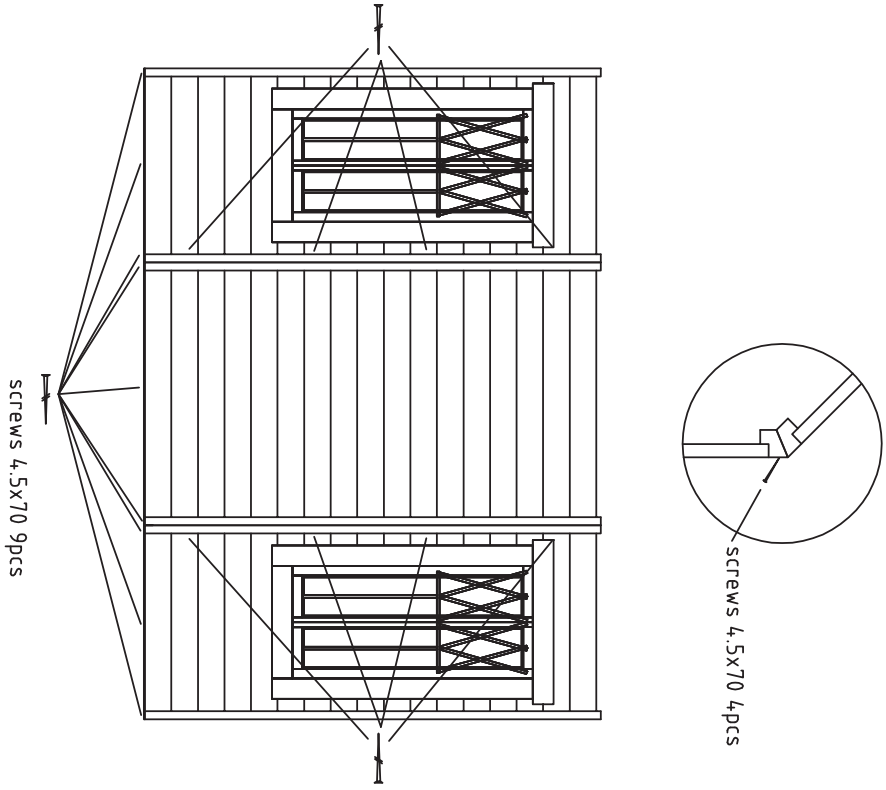
Material 70x45 Date 03.02.2016

Drawer K.K. File P3535-34 Carmencita 4.dwg



Date rev. Description

House	P3535-34, Carmencita 4	Sheet	3
Drawing	Plan	Scale	1:35
Material	34x135	Date	03.02.2016
Drawer	K.K.	File	P3535-34 Carmencita 4.dwg



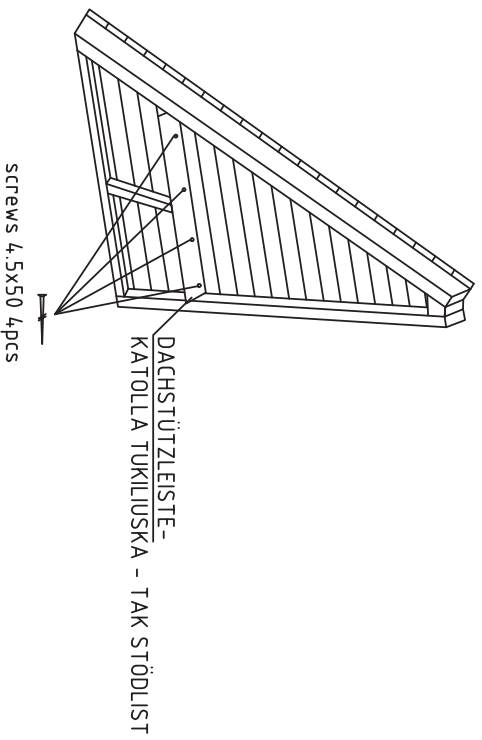
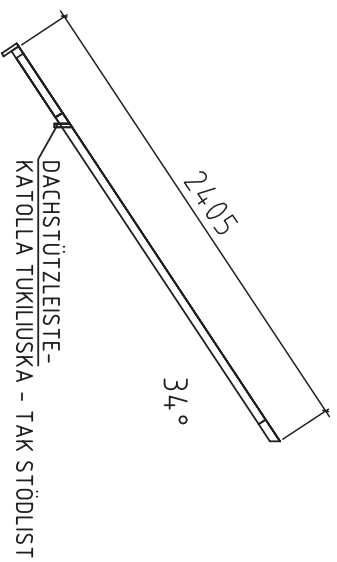
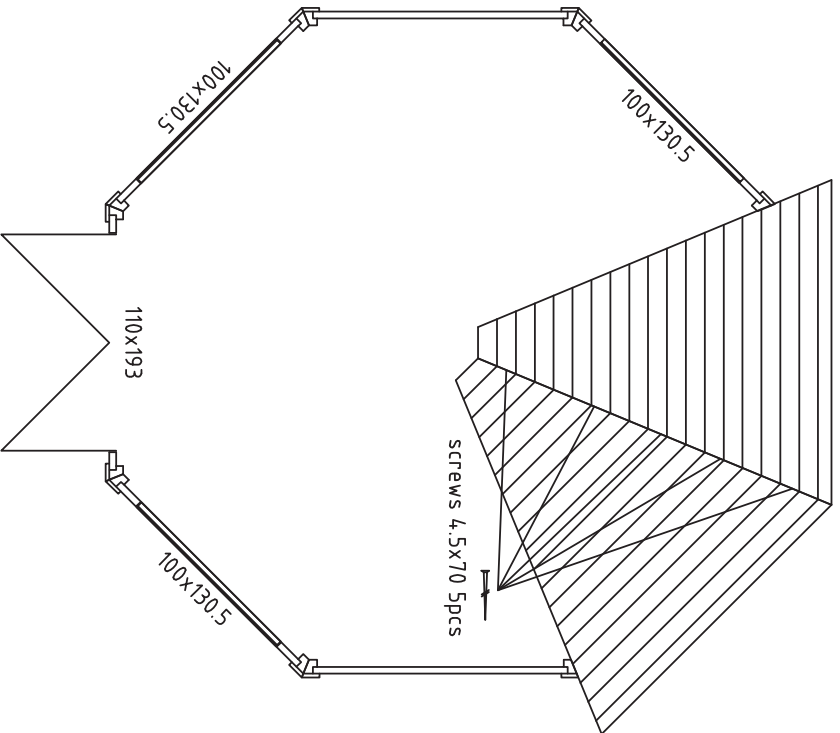
Date rev. Description

House P3535-34, Carmencita 4 Sheet 4

Drawing Walls Scale 1:35

Material Date 03.02.2016

Drawer K.K. File P3535-34 Carmencita 4.dwg



Date rev. Description

House P3535-34, Carmencita 4

Sheet 5

Drawing Roof

Scale 1:35

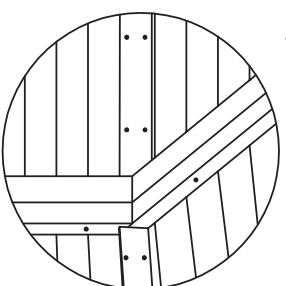
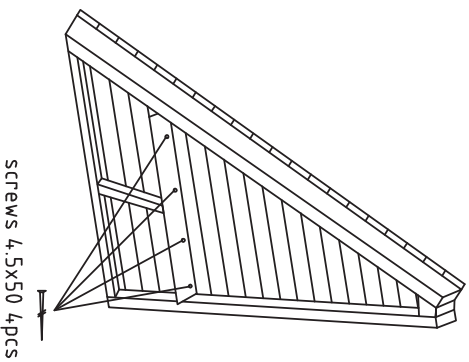
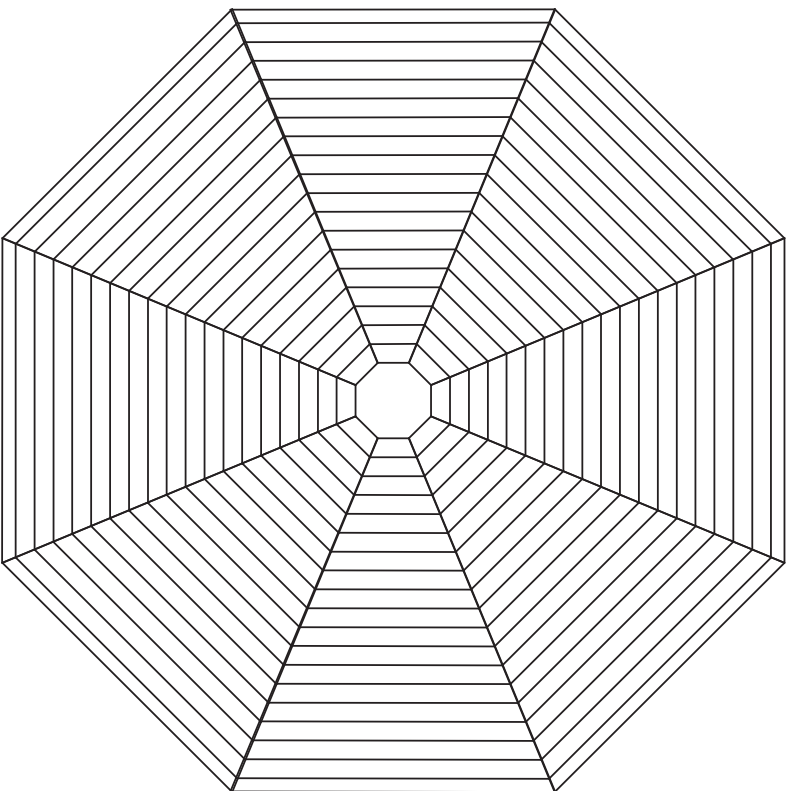
Material

Date 03.02.2016

Drawer K.K.

File P3535-34, Carmencita 4.dwg

16m²



Date rev. Description

House P3535-34, Carmencita 4

Sheet 6

Drawing Roof

Scale 1:35




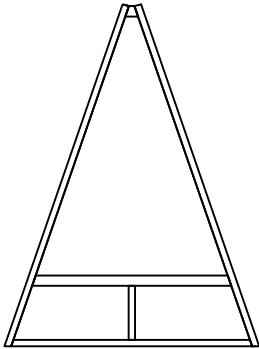
Material























Date 03.02.2016

Drawer K.K.






























File P3535-34, Carmencita 4.dwg

PAKK 1.7x2.35m



Pos	P3535-34 Carmencita 4		Nr. Pcs.	Profile (mm)	L (mm)
	<p>EL-1 1St. 2318x1394x70</p> 	<p>EL-2 4St. 2318x1394x70</p> 	<p>EL-3 3St. 2318x1394x70</p> 		
	<p>EL-4 8St. 2268x1692x62</p> 				

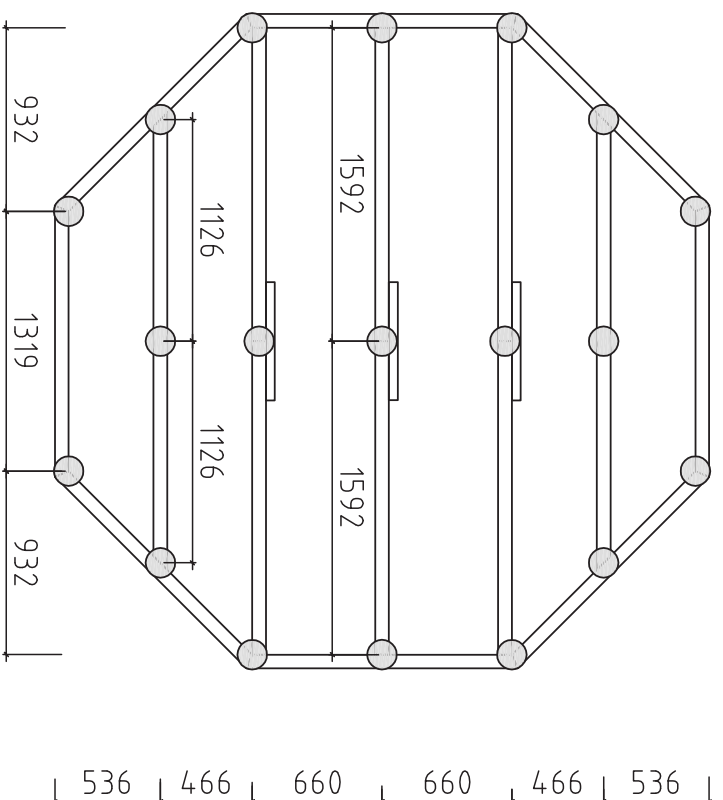
FB1	FUSSBODENBALKEN - LATTIAPALKI - GOLVBJÄLKAR		2	45x70	2322
FB2	FUSSBODENBALKEN - LATTIAPALKI - GOLVBJÄLKAR		6	45x70	1592
FB3	FUSSBODENBALKEN - LATTIAPALKI - GOLVBJÄLKAR		8	45x70	1377
FB4	FUSSBODENBALKEN - LATTIAPALKI - GOLVBJÄLKAR		3	45x45	600
	FUSSBODENBRETTER - LATTIALAUTA - GOLVBRÄDE				
F1		 	19+1 14+1	88x18 114x18	2287
F2		 	19 14	188x18 114x18	1038
F3		 	3 2	88x18 114x18	2177
F4		 	3 2	88x18 114x18	928
F5		 	3 2	88x18 114x18	2063
F6		 	3 2	88x18 114x18	814
F7		 	3 2	88x18 114x18	1949
F8		 	3 2	88x18 114x18	700
F9		 	3 2	88x18 114x18	1835

PAKK 1.7x2.35m

Pos	P3535-34 Carmencita 4	Nr. Pcs.	Profile (mm)	L (mm)		
F10	 	3 2	88x18 114x18	586		
F11	 	3+1 2+1	88x18 114x18	2193		
F12	 	3 2	88x18 114x18	1965		
F13	 	3 2	88x18 114x18	1737		
F14	 	3 2	88x18 66x18	1509		
FL	FUSSBODENLEISTE - LATTIALISTA - GOLVLIST 	7	19x35	1254		
	WANDLEISTE - KULMANLAUTA - HÖRNBRÄDE  	16	19x90	2265		
	DACHSTÜTZLEISTE- KATOLLA TUKILIUSKA - TAK STÖDLIST 	8	19x120	1253		
GB1	GIEBELBRETT - RÄYSTÄSLAUTA - TAKFOTSBRÄDE 	8	19x90	1708		
	TÜRGRIF - OVEN KAHVA - DÖRR HANDTAG 	1				
	TÜRSCHLOSS+SCHLÜSSELN - OVENLUKKO+AVAIN - DÖRRLAS+NYCKLAR 	1				
	FENSTERGRIF - IKKUNA KAHVA - FÖNSTER HANDTAG 	8				
	TÜRSPROSSEN - OVENRISTIKKO - DÖRRLIST 	2				
	FENSTERSPROSSEN - IKKUNARISTIKKO - FÖNSTERLIST 	8				
	SCREW - RUUVIT - SKRUVAR  ROOFBEAM - KATTOPALKI - TAKBJÄLKAR	40	4,5x70			
	NAILS - NAULAT - SPIKAR  FLOORBOARD - LATTIALAUTA - GOLVBRÄDE	200	2,5x60			
	SCREW - RUUVIT - SKRUVAR  DACHSTÜTZLEISTE-KATOLLA TUKILIUSKA - TAK STÖDLIST	65	4,5x50			
	SCREW - RUUVIT - SKRUVAR  FLOORBEAMS - LATTIAPALKIT - GOLVBJÄLKAR	50	5,0x100			
	SCREW - RUUVIT - SKRUVAR  ELEMENT CONNECTING - ELEMENTTI YHDISTAMIS - ELEMENT SAMMANSLAGNING	60	4,5x70			
	SCREW - RUUVIT - SKRUVAR  WALL - WALL - SEINÄELEMENTIT	130	4,5x45			
WS-1	Roof cap  	1				
	Roof hole cover  d=380mm	1				
Kood	P3535-34 Carmencita 4	Materjal	File	P3535-34 Carmencita 4.dwg	Leht	8

PAKK 1.7x2.35m

Pos	P3535-34 Carmencita 4	Pcs. St.	Profil(e) (mm)	L (mm)
	DOUBLED00R-DOPPELTÜR-DUBBELE DEUR (left-links-links) AST_ISO_PL 	V	1	1100
	WINDOW-FENSTER-VENSTER (left-links-links) AST_ISO_KP 	V	4	1000
Kood	P3535-34 Carmencita 4	Materjal	File	P3535-34 Carmencita 4.dwg
			Leht	9



Detta är ett förslag för hur man kan placera plintarna (100-200 mm i diameter) för golvjälklaget. Golvjälkarna är med i byggsatsen, men inte plintarna. Använder man exempelvis 500-600mm långa murblock så kan man halvera antalet punkter. Lägg fuktskyddande papp mellan betong och trä

Tänå on ehdotus siitä, miten (100-200 mm läpimitäiset) jalat voidaan sijoittaa alapohjaa varten. Lattiapalkit ovat rakennussarjassa, mutta jalat eivät ole. Kun käytetään esimerkiksi 500-600 mm pitkiä harkkoja, voidaan pisteiden määrä puolittaa. Aseta betoniin ja puun välillä kosteudelta suojaava pappi

A proposal for placing plinths (100-200 mm in diameter) for floor beams. Floor beams are provided in the kit but plinths are not included. For example, by using 500-600 mm long masonry units, one can reduce the number of points 50%. Place cardboard between the concrete and wood to protect from moisture

Date rev. Description

House P3535-34 Carmencita 4 Sheet 10

Drawing Plan Scale 1:35

Material Date 03.02.2016

Drawer K.K. File P3535-34 Carmencita 4.dwg

