



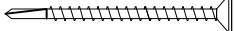
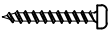


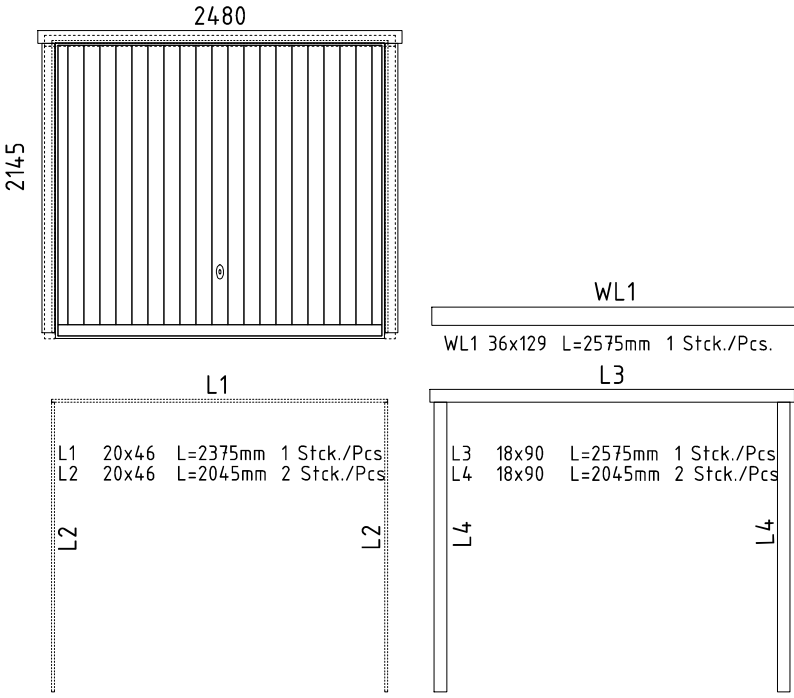


Schwingtor - Up and Over Garage Door_44

Pos	Teileliste/Specification Schwingtor - Up and Over Garage Door_44	Stck Pcs.	Profil Profile (mm)	Länge Length (mm)
	TÜRBRETTEN - DOOR BOARDS  ✓	21	113x18	1940
SR03	SCHRAUBEN - SCREWS 3.5x45 	12		
SR15	SCHRAUBEN - SCREWS 4.0x16 	168		
SR05	SCHRAUBEN - SCREWS 4.0x60 	6		
SR26	SCHRAUBEN - SCREWS 5.5x80 (Flügel) 	8		
SR06	SCHRAUBEN - SCREWS 4.5x35ÜP 	10		
W10	SETZUNGSWINKEL - SLIDE ANGLE BRACKET 30x40x100 	6		
US01	U-Scheibe - Washer M5 Ø20 	6		
	<p>Schwingtor - Up and Over Garage Door_44 2480x2145</p>  <p>2480</p> <p>2145</p> <p>WL1</p> <p>WL1 36x129 L=2575mm 1 Stck./Pcs.</p> <p>L1</p> <p>L1 20x46 L=2375mm 1 Stck./Pcs. L2 20x46 L=2045mm 2 Stck./Pcs.</p> <p>L3</p> <p>L3 18x90 L=2575mm 1 Stck./Pcs. L4 18x90 L=2045mm 2 Stck./Pcs.</p>			
	✓ - Bitte selber anpassen (falls nötig)! / Cut into length on site (if needed)!			
Kood	Schwingtor - Up and Over Garage Door_44	File	Schwingtor Hörmann.dwg	Leht 1/1