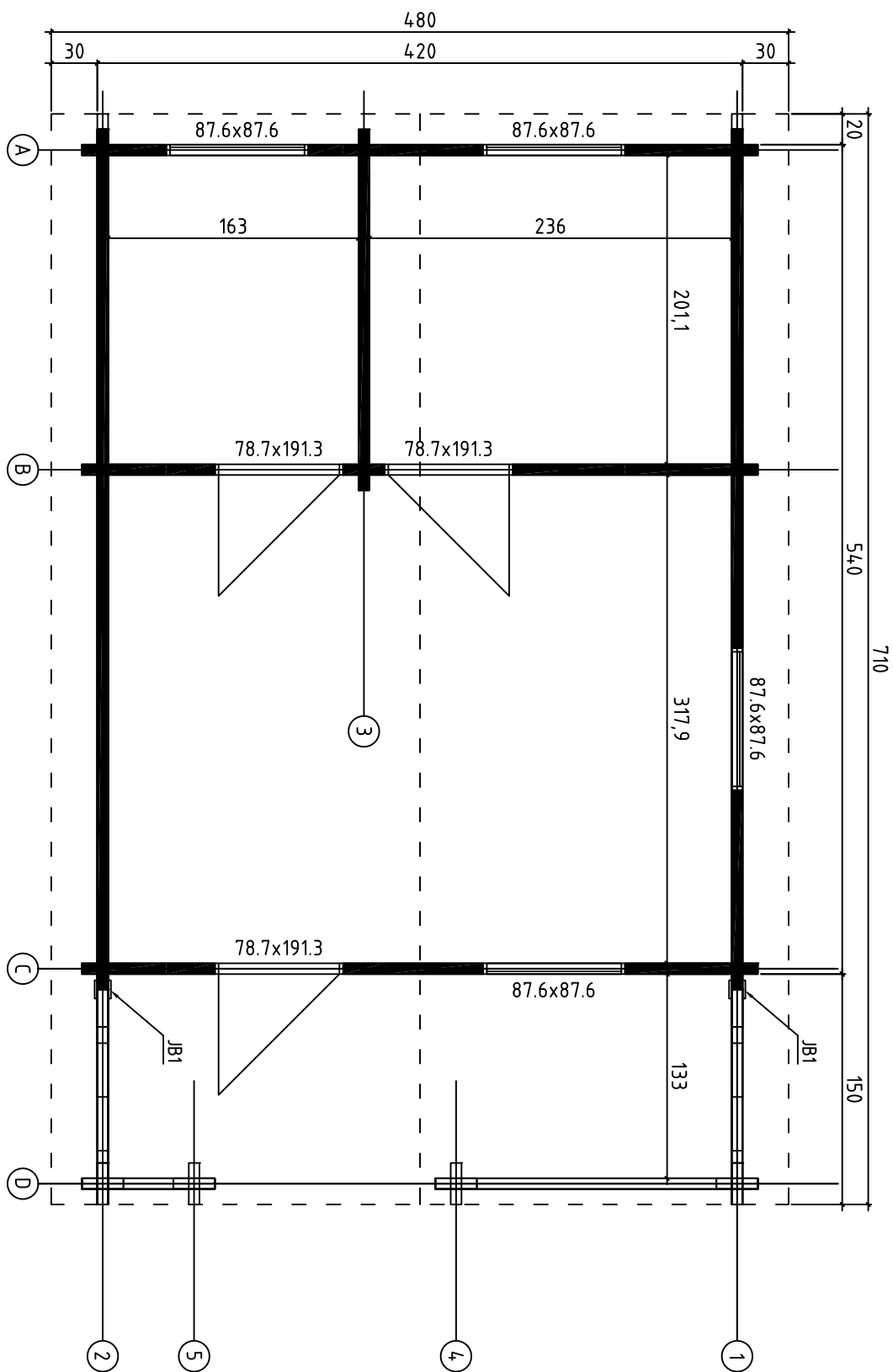


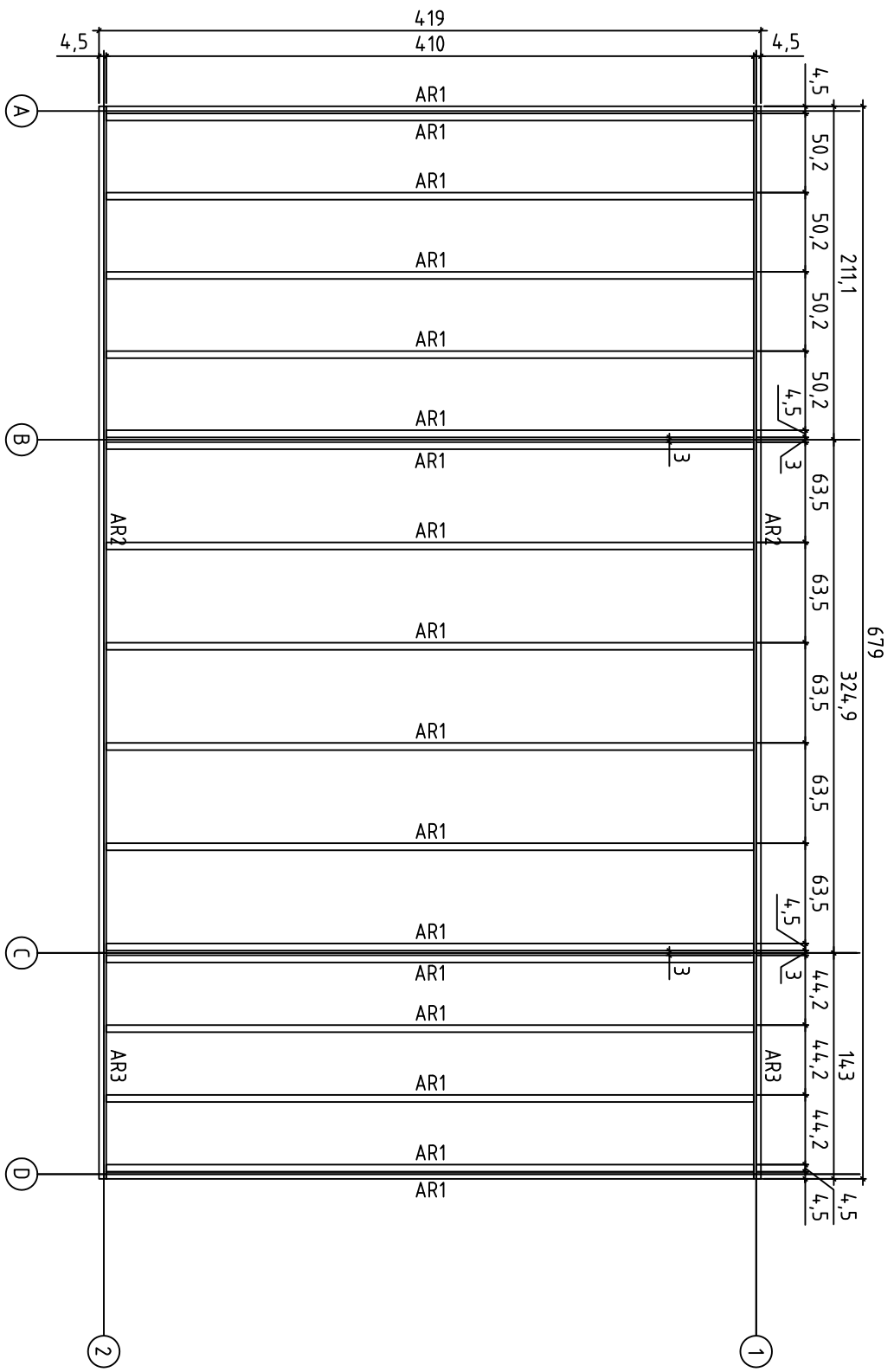
*ELBA 70*  
*Art.No. 701002*



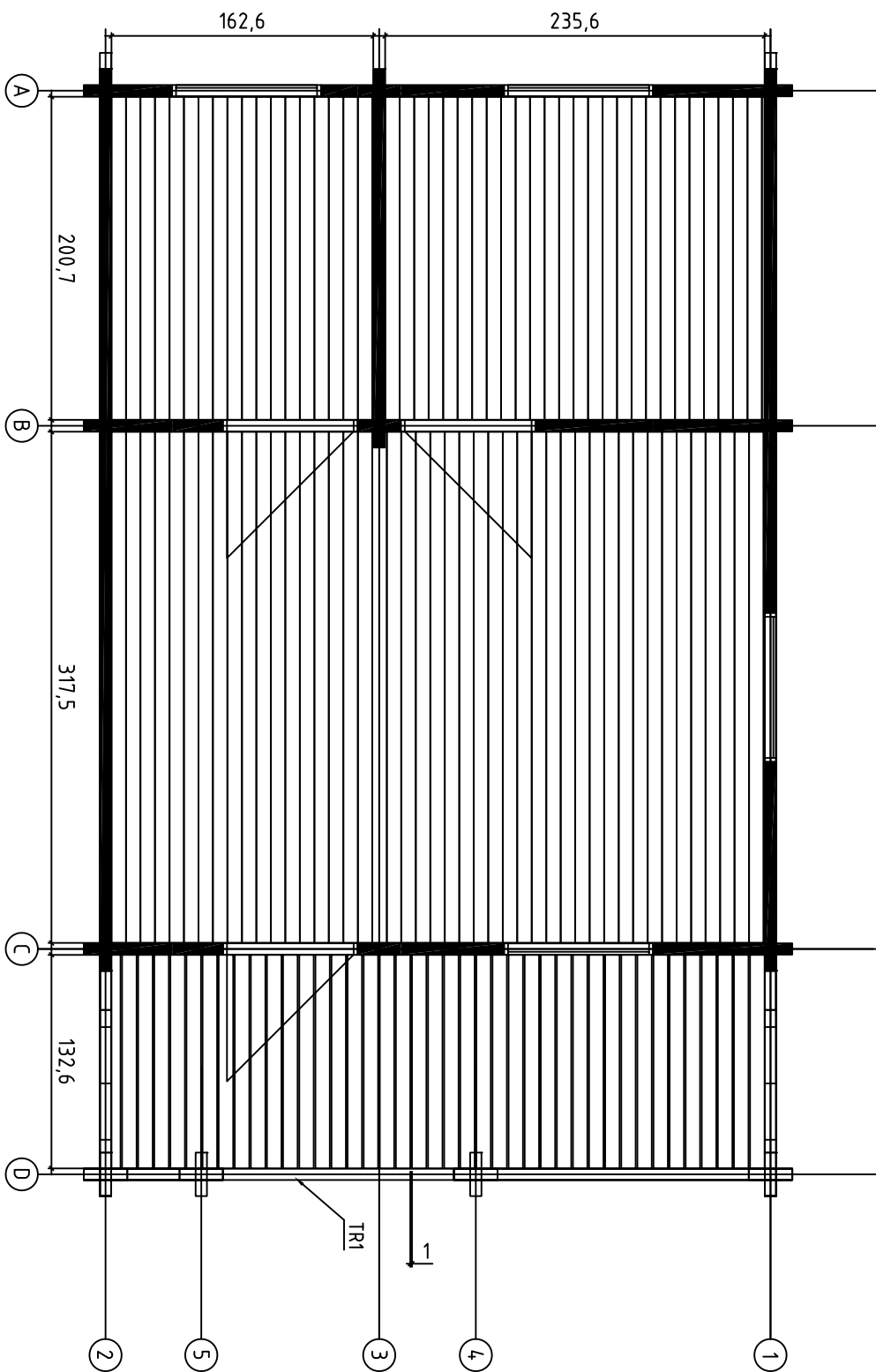
ELBA 70, Art. No. 701002  
GRUNDPLAN - GRUNDPLAN - PLAN DE MASSE



ELBA 70, Art. No. 701002  
 FOUNDATION - FUNDAMENT - FONDATION



ELBA 70, Art. No. 701002  
FLOOR BOARDS - FUSSBODENBREITER - PLAN POSE PLANCHER




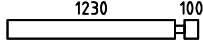


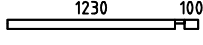








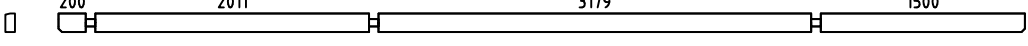
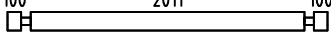



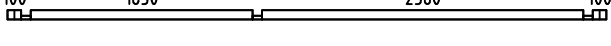


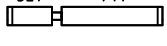





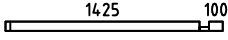
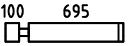

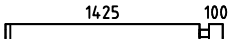
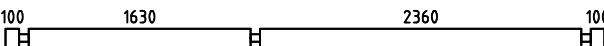
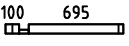
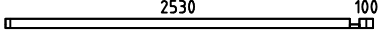


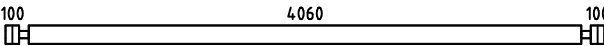
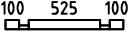
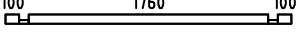
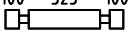


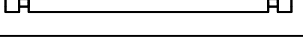
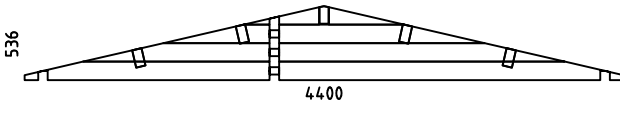
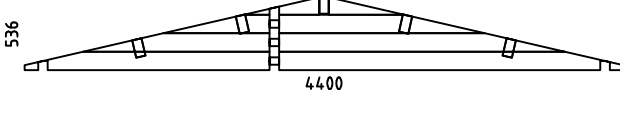










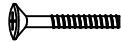

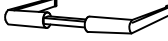

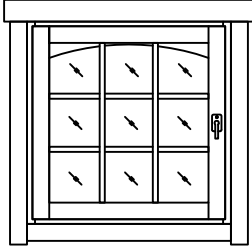
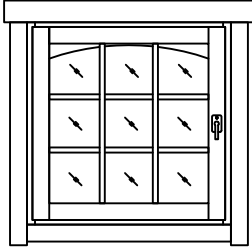
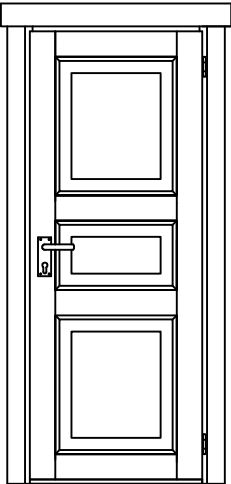


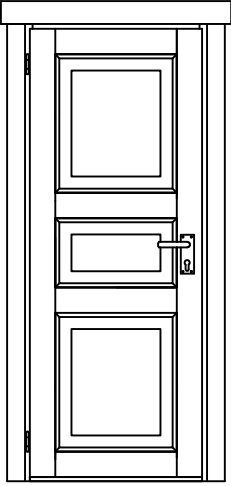
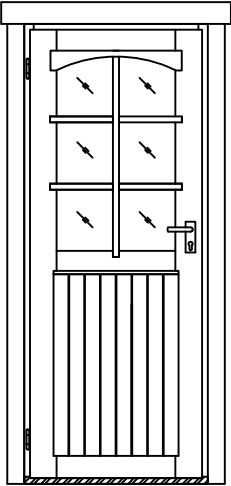
Pos	ELBA 70, Art.No.701002 Piece list - Stückliste - Liste des pieces	Q.	P (mm)	L (mm)
001		19	70x136	5600
002		6	70x136	1400
003		4	70x136	244
004		20	70x136	270
005		2	70x68	1400
006		7	70x136	3379
007		5	70x136	1298
008		1	70x136	1648
009		1	70x136	1998
010		2	70x136	6650
011		1	70x136	7100
012		1	70x136	5950
013		1	70x136	6300
014		1	70x136	7100
015		18	70x136	2351
016		1	70x128	2351
017		2	70x136	270
018		2	70x68	270
019		1	70x68	4400
020		8	70x136	4400
021		7	70x136	549
022		7	70x136	1138
023		28	70x136	865
029		1	70x68	865
030		1	70x68	270

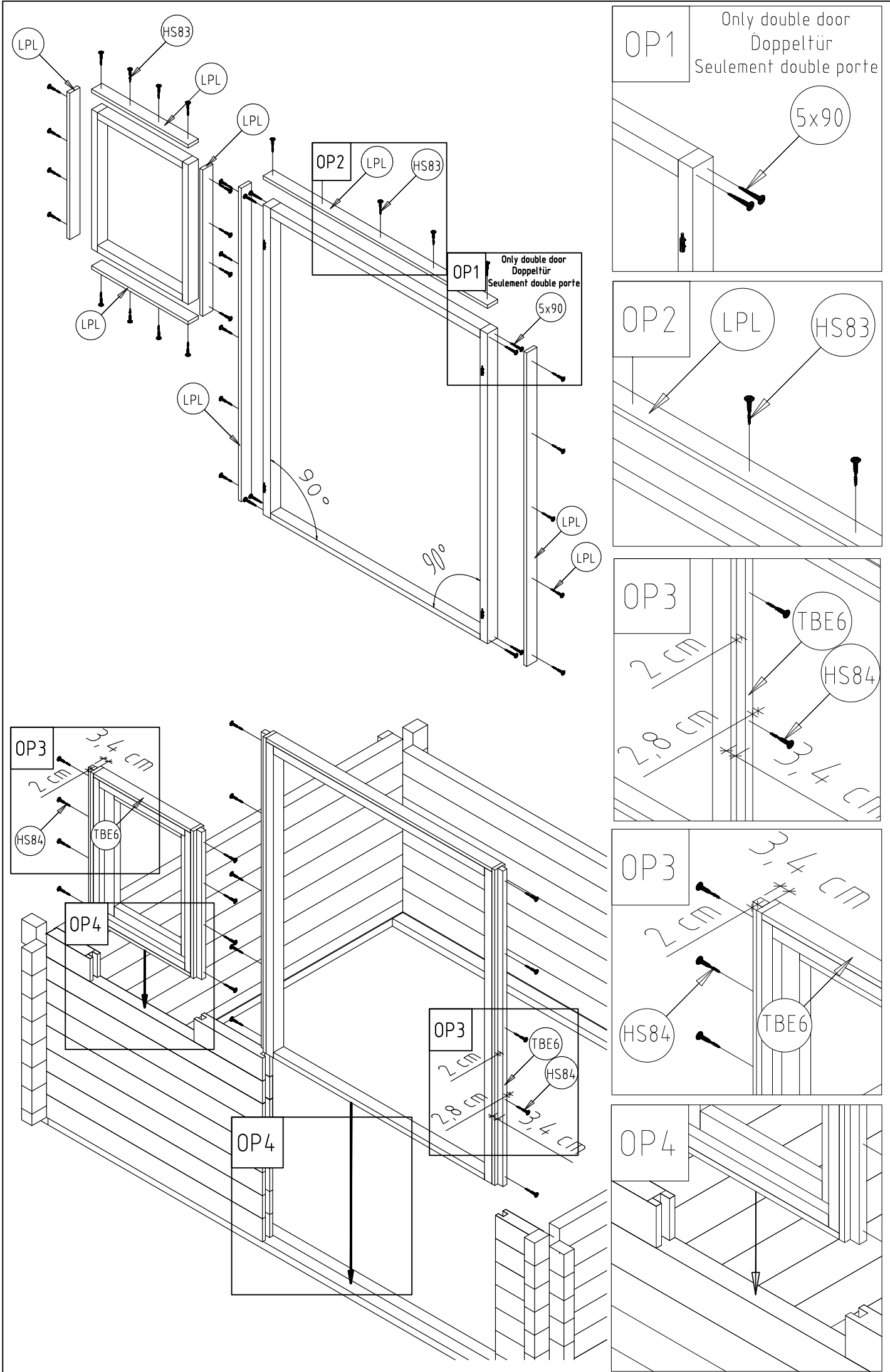
Pos	ELBA 70, Art.No.701002 Piece list - Stückliste - Liste des pieces	Q.	P (mm)	L (mm)
031		1	70x68	1595
032		14	70x136	865
033		14	70x136	270
034		14	70x136	1595
035		1	70x136	4400
037		1	70x68	865
038		1	70x68	2700
039		7	70x136	2700
040		7	70x136	911
041		1	70x136	4400
045		1	70x68	865
046		1	70x68	2100
047		2	70x136	865
048		2	70x136	2100
049		1	70x136	865
050		1	70x136	2100
WA-1		1		
WB-1		1		
WC-1		1		
IAR2	FOUNDATION - FUNDAMENT - FONDATION 	2	45x70	5360
IAR1	FOUNDATION - FUNDAMENT - FONDATION 	17	45x70	4100
IAR3	FOUNDATION - FUNDAMENT - FONDATION 	2	45x70	1430

Pos	ELBA 70, Art.No.701002 Piece list - Stückliste - Liste des pieces	Q.	P (mm)	L (mm)
PR11	ROOF BEAM - DACHBALKEN - PANNE DE TOIT 	1	70x140	7100
PR21	ROOF BEAM - DACHBALKEN - PANNE DE TOIT 	4	70x140	7100
	FLOOR BOARDS - FUSSBODENBRETTER - LAME DE PLANCHER 	46	90x18	3175
	FLOOR BOARDS - FUSSBODENBRETTER - LAME DE PLANCHER 	46	90x18	2007
RB	ROOF BOARDS - DACHBRETTER - VOLIGES 	158	90x18	2500
	TERRACE BOARDS - TERRASSENBRETTER - PLANCHER DE TERRASSE 	41	90x19	1326
	FLOOR FILLET-FUSSBODENLEISTE - CORNIERE DE FINITION DU PLANCHER 		18x18	30.45
TR1	TERRACE EDGE BOARD - TERRASSENBRETT, EINGANG - LAME DE SEUIL D'ENTREE DE TERRASSE 	1	18x70	14.33
DPL	ROOFING FELT FILLET - DACHPAPPENLEISTE - BAGUETTE DE FIXATION DU FEUTRE BITUMEUX 	4	18x58	2550
KL1	TREADED ROD M12 - GEWINDESTANGE M12 - TIGE FILETÉE M12 	4		168
KL2	TREADED ROD M12 - GEWINDESTANGE M12 TIGE FILETÉE M12 	4		2000
LPL	FIXING FILLET - FIXIRUNGSLEISTE - PROFIL DE FIXATION 	3	20x70	787
LPL	FIXING FILLET - FIXIRUNGSLEISTE - PROFIL DE FIXATION 	8	20x70	876
LPL	FIXING FILLET - FIXIRUNGSLEISTE - PROFIL DE FIXATION 	8	20x70	916
LPL	FIXING FILLET - FIXIRUNGSLEISTE - PROFIL DE FIXATION 	6	20x70	1933
EB	EAVES BOARD - TRAUFBRETT - BANDEAU DE TOIT 	4	18x90	3550
RF	ROOF EDGE REINFORCEMENT - DACHRANDVERSTÄRKUNG - CORNIERE DE RENFORT DE BORD DE TOIT 	4	28x34	3550
TBE6	FIXING FILLET FOR WINDOW - FIXIRUNGSLEISTE FÜR FENSTER - PROFIL DE FIXATION DES FENETRES 	8	28x34	916
TBE6	FIXING FILLET FOR DOOR - FIXIRUNGSLEISTE FÜR TÜR - PROFIL DE FIXATION DES PORTES 	6	28x34	1933
HR1	GUARD-RAIL FOR TERRACE - TERRASSENSELÄNDER - MAIN COURANTE DE TERRASSE 	1	18x120	790
HR2	GUARD-RAIL FOR TERRACE - TERRASSENSELÄNDER - MAIN COURANTE DE TERRASSE 	2	18x120	1325
HR3	GUARD-RAIL FOR TERRACE - TERRASSENSELÄNDER - MAIN COURANTE DE TERRASSE 	1	18x120	2025
JB1	TERRACE JOIT BOARDS - VERBINDUNGSBRETT - PROFIL DE JONCTION POUR FIXER LA TERRASSE AU MUR 	4	18x120	710
GL	GABLE MOULDING - GIEBELLEISTE - PLANCHE DE RIVE 	4	18x120	2550
	LENGTHENING BOLT FOR TREADED ROD - VERLÄNGERUNGSMUTTER FÜR GEWINDESTANGE - MANCHON DE RACCORDEMENT DE TIGE FILETÉE 	4		

Pos	ELBA 70, Art.No.701002 Piece list - Stückliste - Liste des pieces		Q.	P (mm)	L (mm)
	DRIVE NUT TREADED ROD - EINSCHLAGMUTTER FÜR GEWINDESTANGE - ÉCROU A FRAPPER POUR TIGE FILITÉE		4		
	NUT FOR TREADED ROD - MUTTER FÜR GEWINDESTANGE - ÉCROU POUR TIGE FILETÉE		4		
	PLAIN WASHER TREADED ROD - UNTERLEGSCHLEIBE FÜR GEWINDESTANGE - RONDELLE PLATE POUR TIGE FILETÉE		4		
	SCREW FOR GABLE SEGMENT - SCHRAUBEN FÜR DECKBLATT - VIS POUR FIXATION LOSANGE DE FINITION		4	3.5x35	
	SCREW FOR TERRACE JOINT BOARDS - SCHRAUBEN FÜR VERBINDUNGS- BRETT - VIS DE FIXATION PROFIL DE JONCTION TERRASSE		24	3.5x50	
HS83	SCREW FOR FIXING FILLET - SCHRAUBEN FÜR FIXIRUNGSLEISTE - VIS POUR PROFIL DE FIXATION		106	3.5x50	
HS84	SCREW FOR FIXING FILLET - SCHRAUBEN FÜR FIXIRUNGSLEISTE - VIS POUR PROFIL DE FIXATION		62	3.5x50	
	SCREW FOR GABLE MOULDING - SCHRAUBEN FÜR GIEBELLEISTE - VIS DE FIXATION POUR PLANCHE DE RIVE		32	3.5x50	
	SCREW FOR EAVES BOARDS - SCHRAUBEN FÜR TRAUFBRETT - VIS DE FIXATION POUR BANDEAU DE TOIT		32	4x40	
	SCREW FOR ROOF EDGE REINFORCEMENT - SCHRAUBEN FÜR DACHRANDVERSTÄRKUNG - VIS POUR RENFORT DE BORD DE TOIT		32	4x40	
	SCREWS FOR TERRACE BOARD - SCHRAUBEN FÜR TERRASSENBRETT - VIS DE FIXATION DE LAME DE SEUIL D'ENTREE DE TERRASSE		3	4x40	
	SCREW FOR TERRACE REAR BOARDS - SCHRAUBEN FÜR TERRASSENRAND - VIS DE FIXATION POUR MAIN COURANTE DE TERRASSE		15	4x40	
	SCREW FOR 1. WALL BEAM - SCHRAUBE FÜR 1. BOHLENREIHE - VIS DE FIXATION DES FONDATIONS		16	5x120	
	SCREW FOR ROOF BEAMS - SCHRAUBEN FÜR DACHBALKEN - VIS POUR PANNE DE TOIT		23	5x120	
	SCREW FOR GABLE - SCHRAUBEN FÜR GIEBEL - VIS POUR FIXATION DES PIGNONS		27	5x120	
	SCREW FOR FUNDAMENT - SCHRAUBEN ZUR BEFESTIGUNG FUNDAMENT - VIS POUR FONDATION		46	5x90	
	ZN NAIL FOR TERRACE - ZN NÄGEL FÜR TERRASSENBRETT - POINTE POUR PLANCHER DE TERRASSE		328	2x50	
	ZN NAIL FOR FLOOR FILLET - ZN NÄGEL FÜR FUSSBODENLEISTE - POINTE POUR CORNIERE DE FINITION DU PLANCHER		62	1.4x40	
	SCREW FOR DOORSTEP - SCHRAUBEN FÜR TÜRSCHWELLE - VIS DE FIXATION DU SEUIL DE PORTE		6	4.5x65	
	ZN NAIL FOR ROOFING FELT FILLET - ZN NÄGEL FÜR DACHPAPPENLEISTE POINTE POUR BAGUETTE FIXATION FEUTRE BITUMEUX		24	2x40	
	ZN NAIL FOR ROOF - ZN NÄGEL FÜR DACHBRETT - POINTE POUR TOIT		676	2x50	
	ZN NAIL FOR FLOOR - ZN NÄGEL FÜR FUSSBODENBRETT - CLOUS POUR PLANCHER		522	2x50	
	HAMMER BLOCK - SCHLAGHOLZ - CALLE DE FRAPPE		1		
	GABLE SEGMENT-DECKBLATT - LOSANGE DE FINITION		2		
	WINDOW HANDLE FITTINGS-FENSTERGRIFF - POIGNÉE D'OUVERTURE DE FENETRE		4		

Pos	ELBA 70, Art.No.701002 Piece list - Stückliste - Liste des pieces	Q.	P (mm)	L (mm)
	BOLT FOR WINDOW HANDLE FITTINGS - BOLZEN FÜR FENSTERGRIFF BESCHLAG - BOULON POUR POIGNÉE D'OUVERTURE DE FENETRE		8	
	SET OF DOOR LOCK COVERS - SCHLOSSBLENDEN - SET DE GARNITURES DE SERRURE DE PORTE		3	
	DOOR HANDLE FITTINGS-TÜRGRIFF - SET DE GARNITURES DE SERRURE DE PORTE		3	
	CYLINDER LOCK -ZYLINDERSCHLOSS - CYLINDRE DE SERRURE		3	
Week end A.9P.K	WINDOW-FENSTER-FENETRE 916x916  	2		
Week end A.9V.K	WINDOW-FENSTER-FENETRE 916x916  	2		
U.3TP	DOOR-TÜR-PORTE 827x1933  	1		

Pos	ELBA 70, Art.No.701002 Piece list - Stückliste - Liste des pieces	Q.	P (mm)	L (mm)
U.3TV	DOOR-TÜR-PORTE 827x1933 	1		
Weeke nd U. 26V.K	DOOR-TÜR-PORTE 827x1933 	1		



OP1 Only double door  
Doppeltür  
Seulement double porte

