

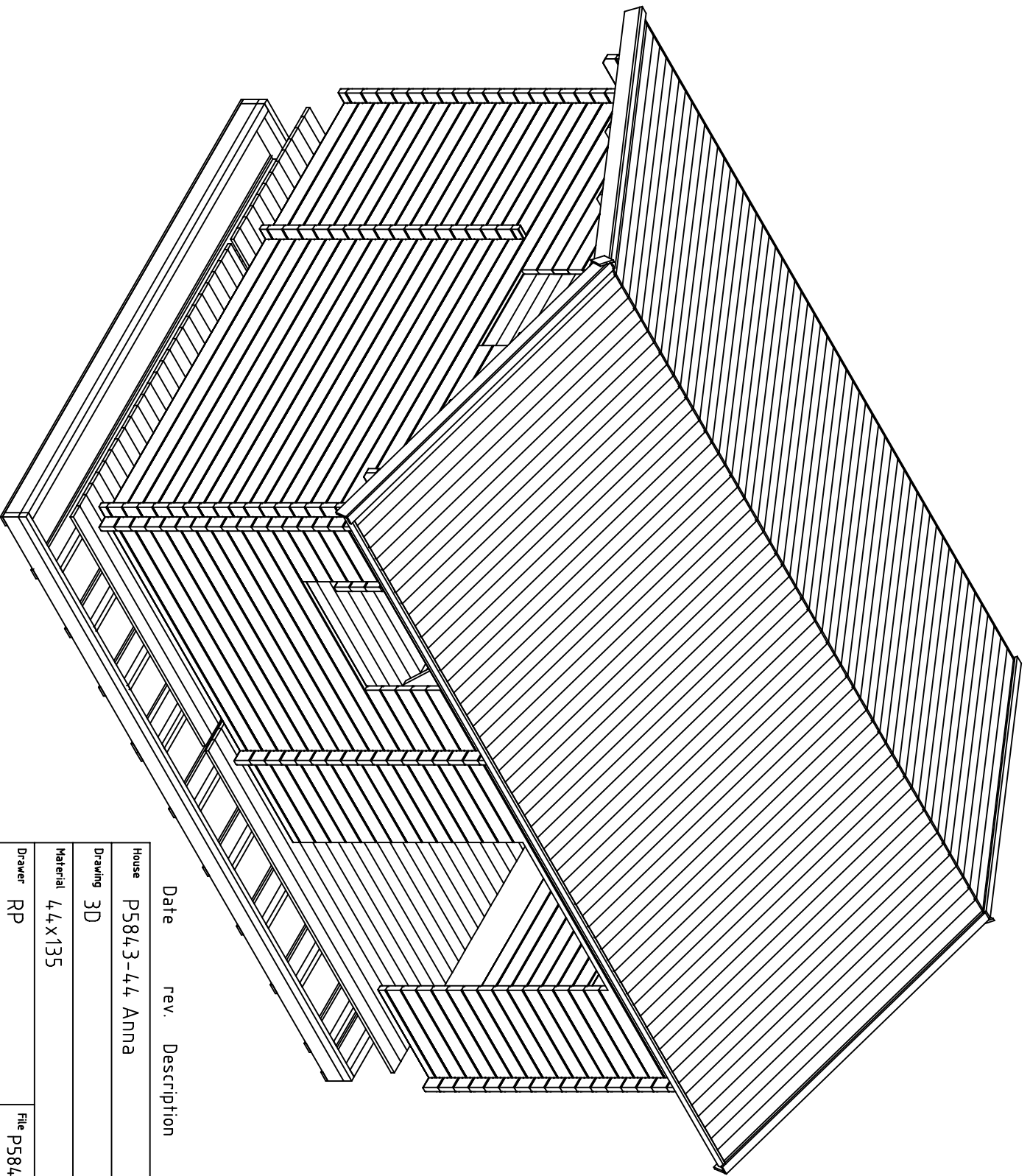
Date rev. Description

House	P584.3-4.4 Anna	Sheet	1
-------	-----------------	-------	---

Drawing	3D	Scale	
---------	----	-------	--

Material	4.4x135	Date	05.01.2017
----------	---------	------	------------

Drawer	RP	File	P584.3-4.4 Anna 3D.dwg
--------	----	------	------------------------



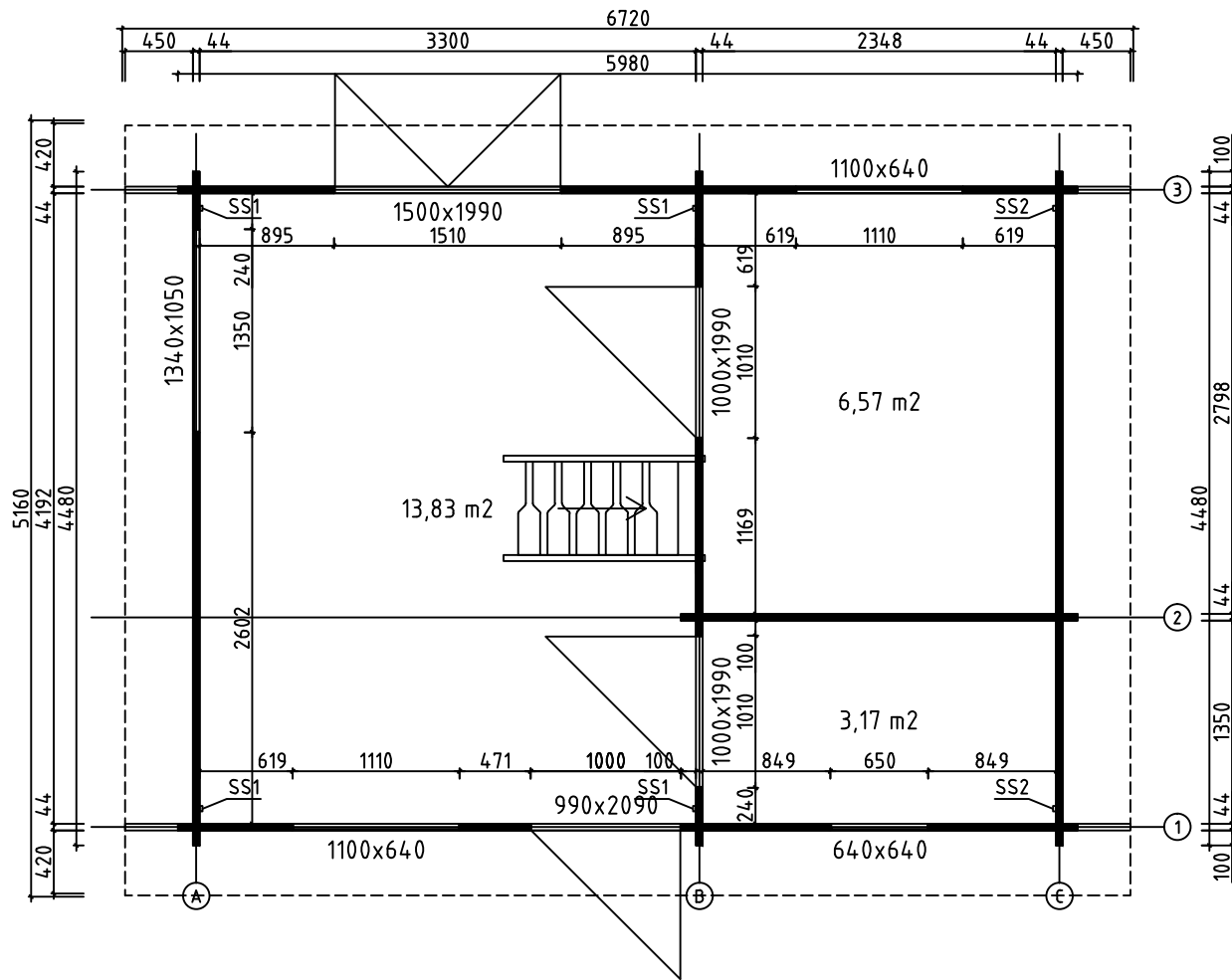
Date rev. Description

House P5843-44 Anna Sheet 2

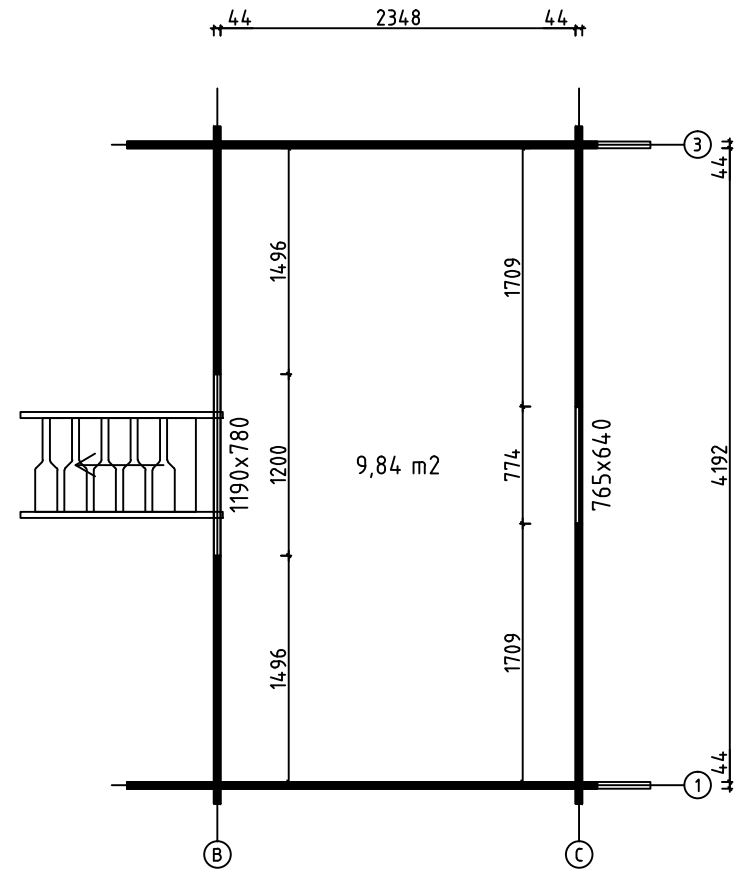
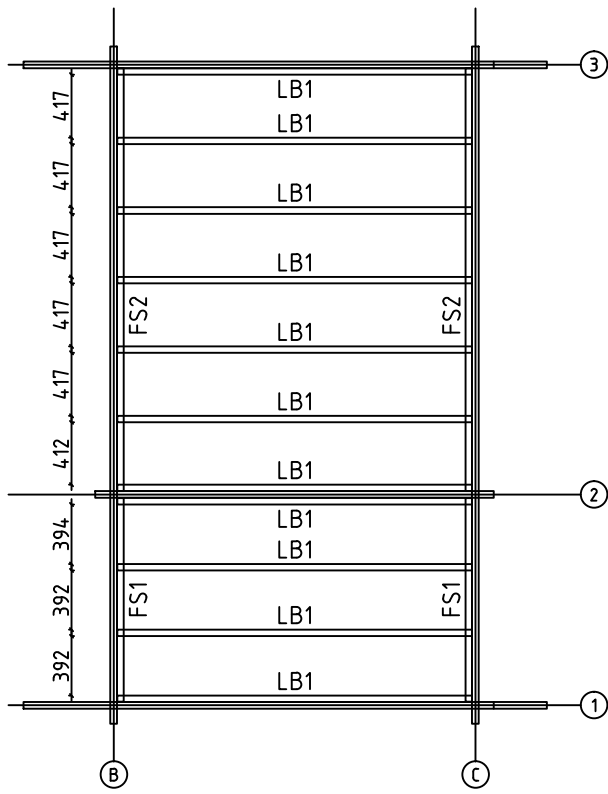
Drawing 3D Scale

Material 44x135 Date 05.01.2017

Drawer RP File P5843-44 Anna 3D.dwg

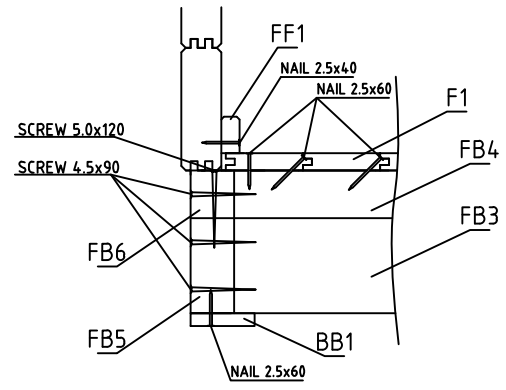
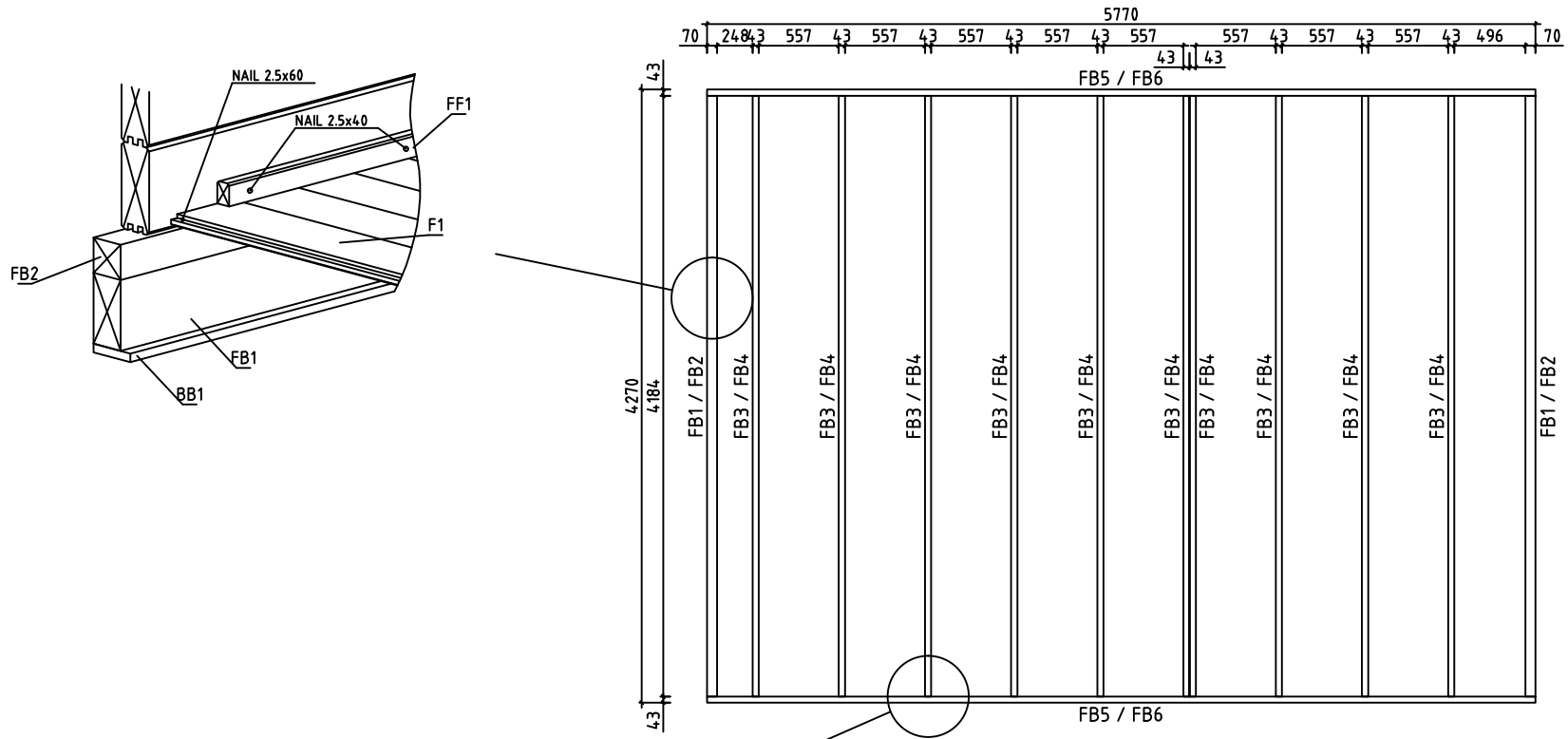


House	P5843-44 Anna	Sheet	3
Drawing	PLAN-SUUNNITELMA-PLANEN	Scale	1:50
Material	44x135	Date	05.01.2017
Drawer	RP	File	P5843-44 Anna.dwg

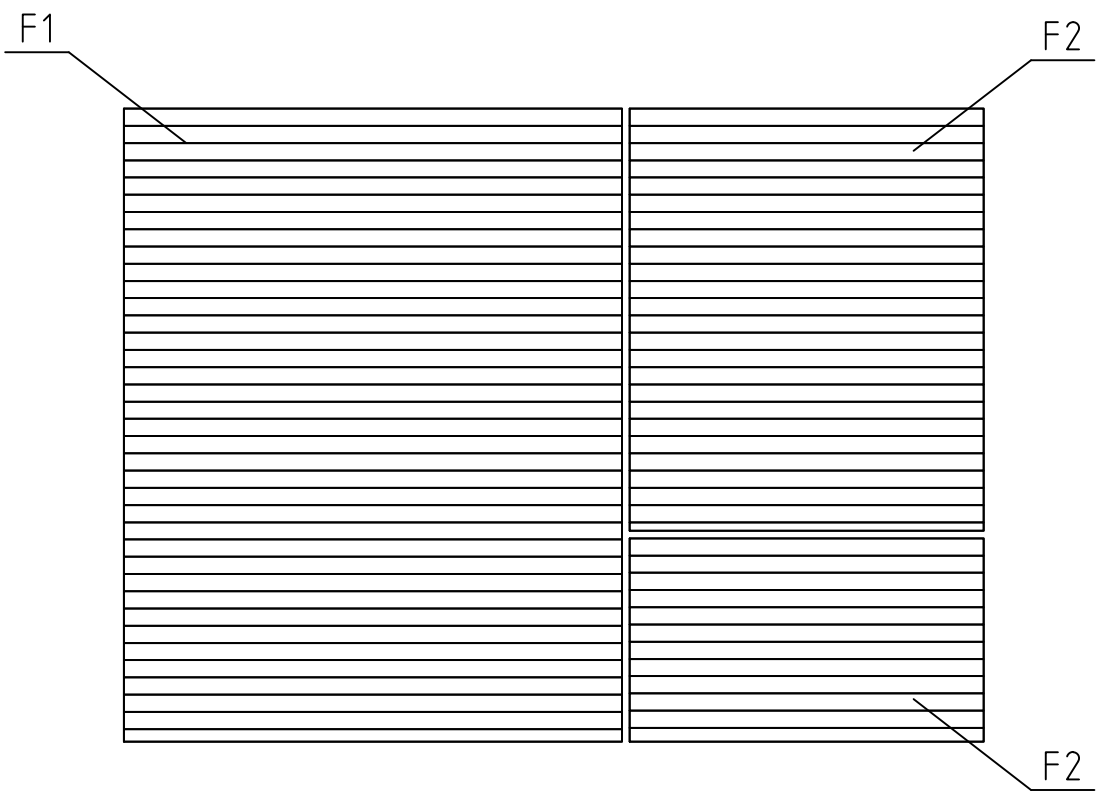


LOFT FLOOR BEAMS - PARVIA LATTIAPALKIT - LOFT GOLVBJÄLKAR

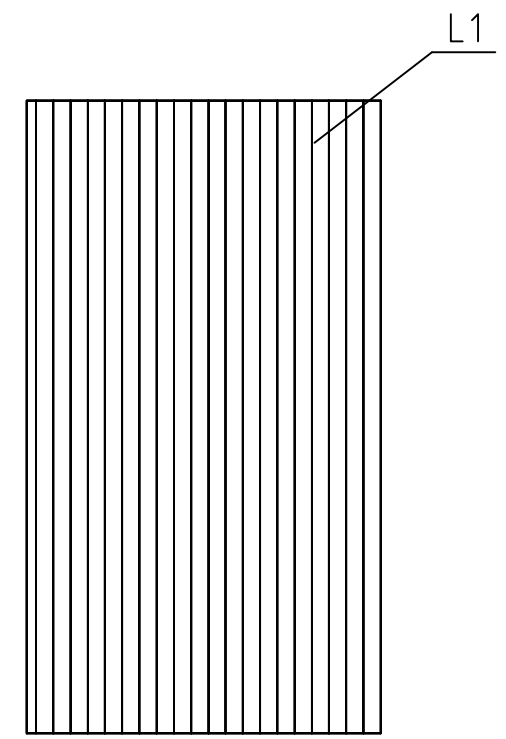
House	P5843-44 Anna	Sheet	4
Drawing	LOFT FLOOR - PARVIA LATTIA - LOFT GOLV	Scale	1:50
Material	43x43, 43x140 44x135	Date	05.01.2017
Drawer	RP	File	P5843-44 Anna.dwg



House	P5843-44 Anna	Sheet	5
Drawing	FLOORBEAMS-LATTIAPALKIT-GOLVBJÄLKAR	Scale	1:50
Material	70x140, 70x70, 43x140, 43x70	Date	05.01.2017
Drawer	RP	File	P5843-44 Anna.dwg

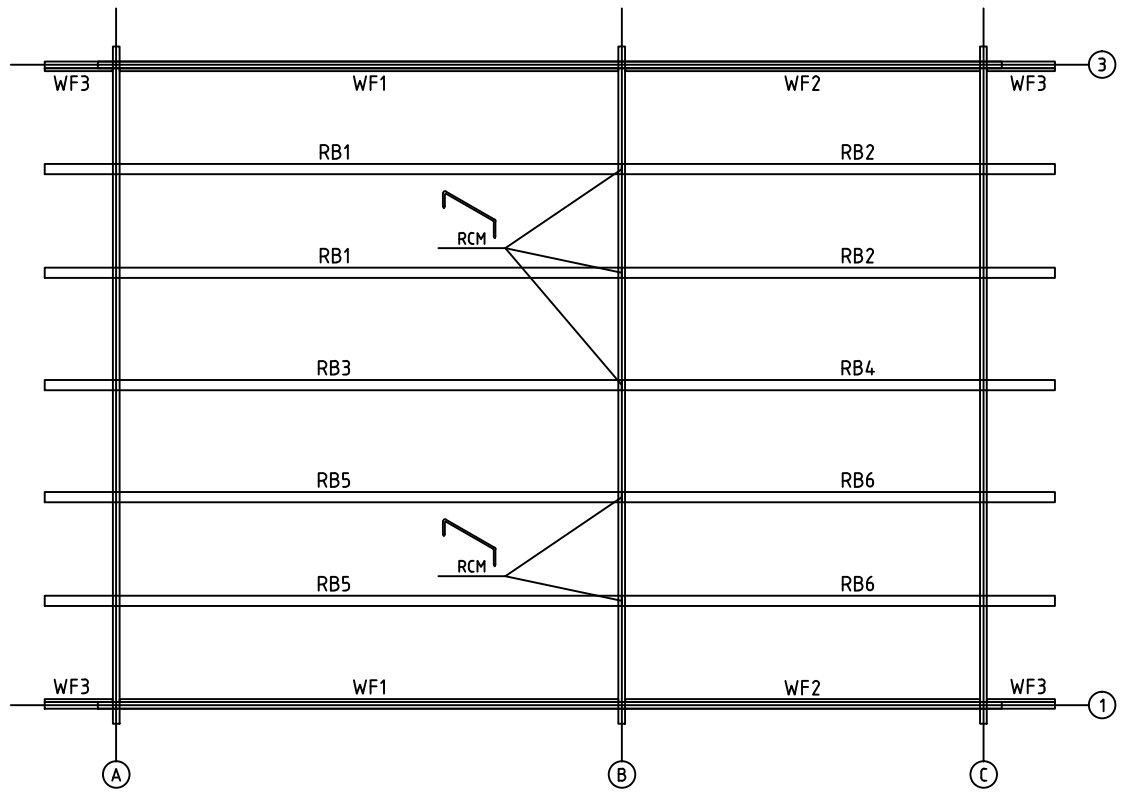


FLOORBOARD-LATTIALAUTA-GOLVBRÄDE

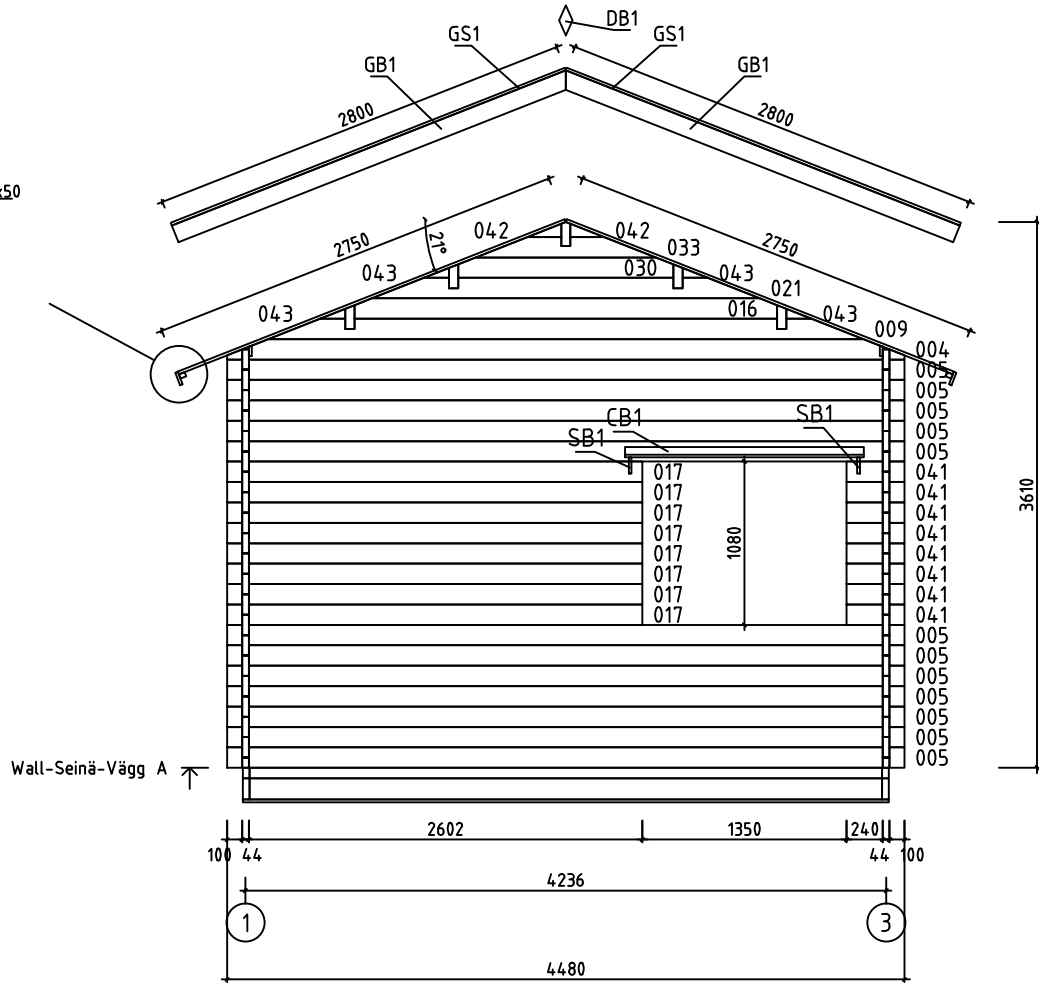
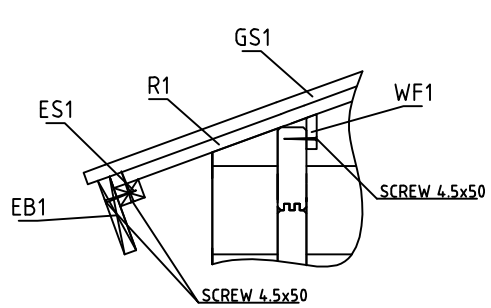


LOFT FLOORBOARD - PARVIA LATTIALATTIA - LOFT GOLVBRÄDE

House	P5843-44 Anna	Sheet	6
Drawing	FLOORBOARD-LATTIALAUTA-GOLVBRÄDE	Scale	1:50
Material	114x28, 114x19	Date	05.01.2017
Drawer	RP	File	P5843-44 Anna.dwg

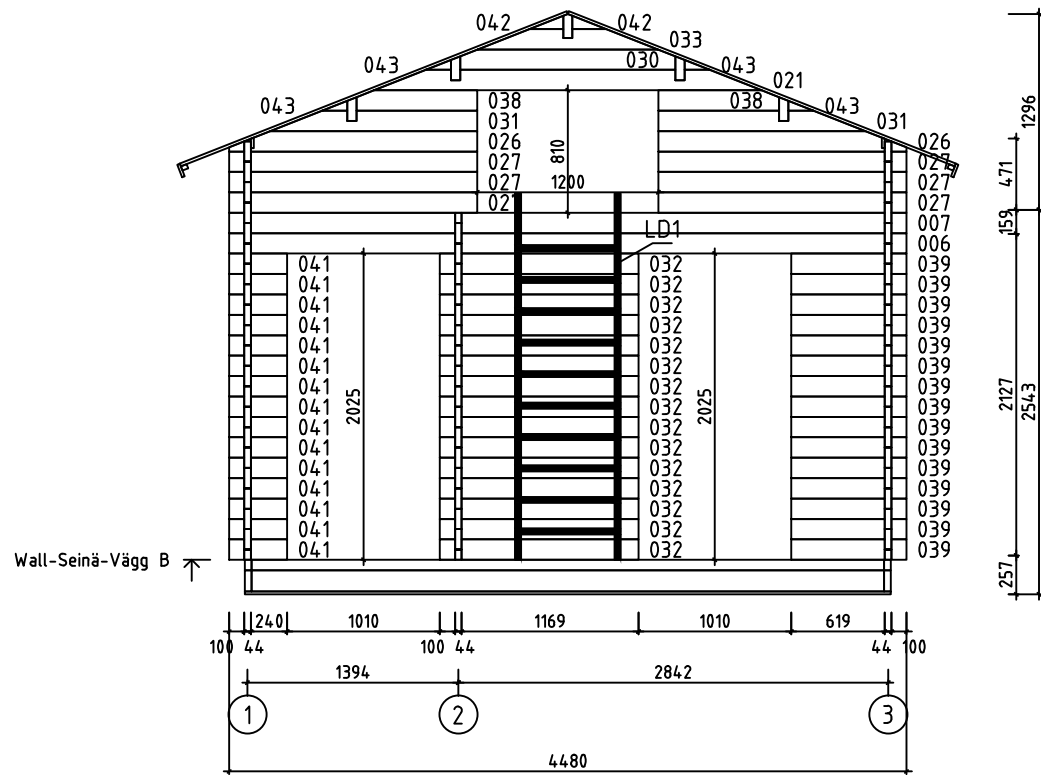


House	P5843-44 Anna	Sheet	7
Drawing	PURLINS-KATTO-ORRET-TAKÅSAR	Scale	1:50
Material	68x190, 19x70	Date	05.01.2017
Drawer	RP	File	P5843-44 Anna.dwg

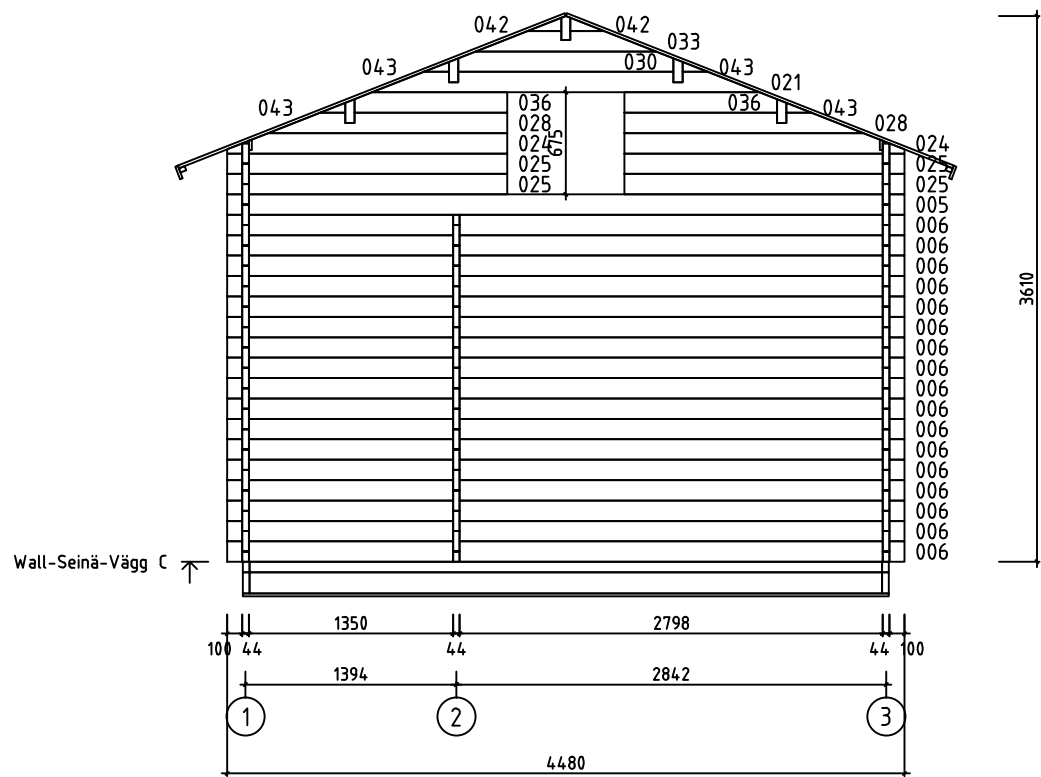


Wall-Seinä-Vägg A ↗

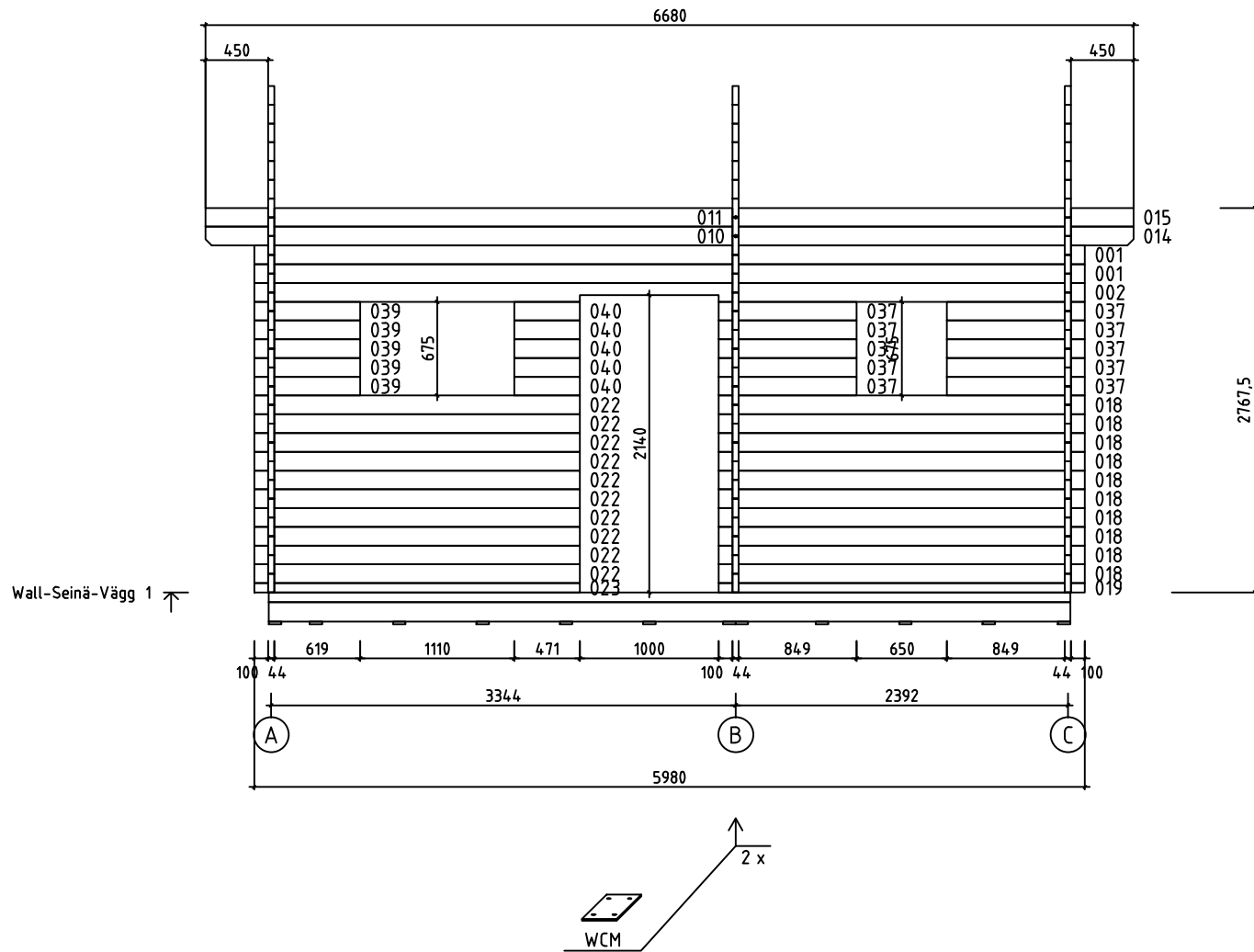
House	P5843-44 Anna	Sheet	8
Drawing	WALL-SEINÄ-VÄGG A	Scale	1:50
Material	44x135	Date	05.01.2017
Drawer	RP	File	P5843-44 Anna.dwg



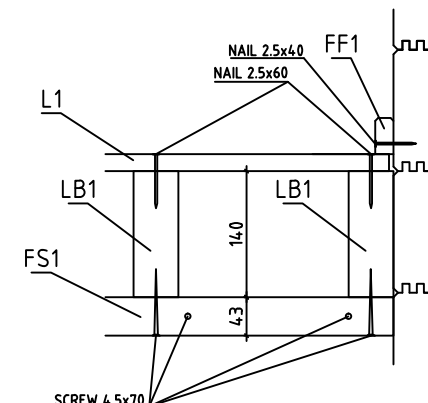
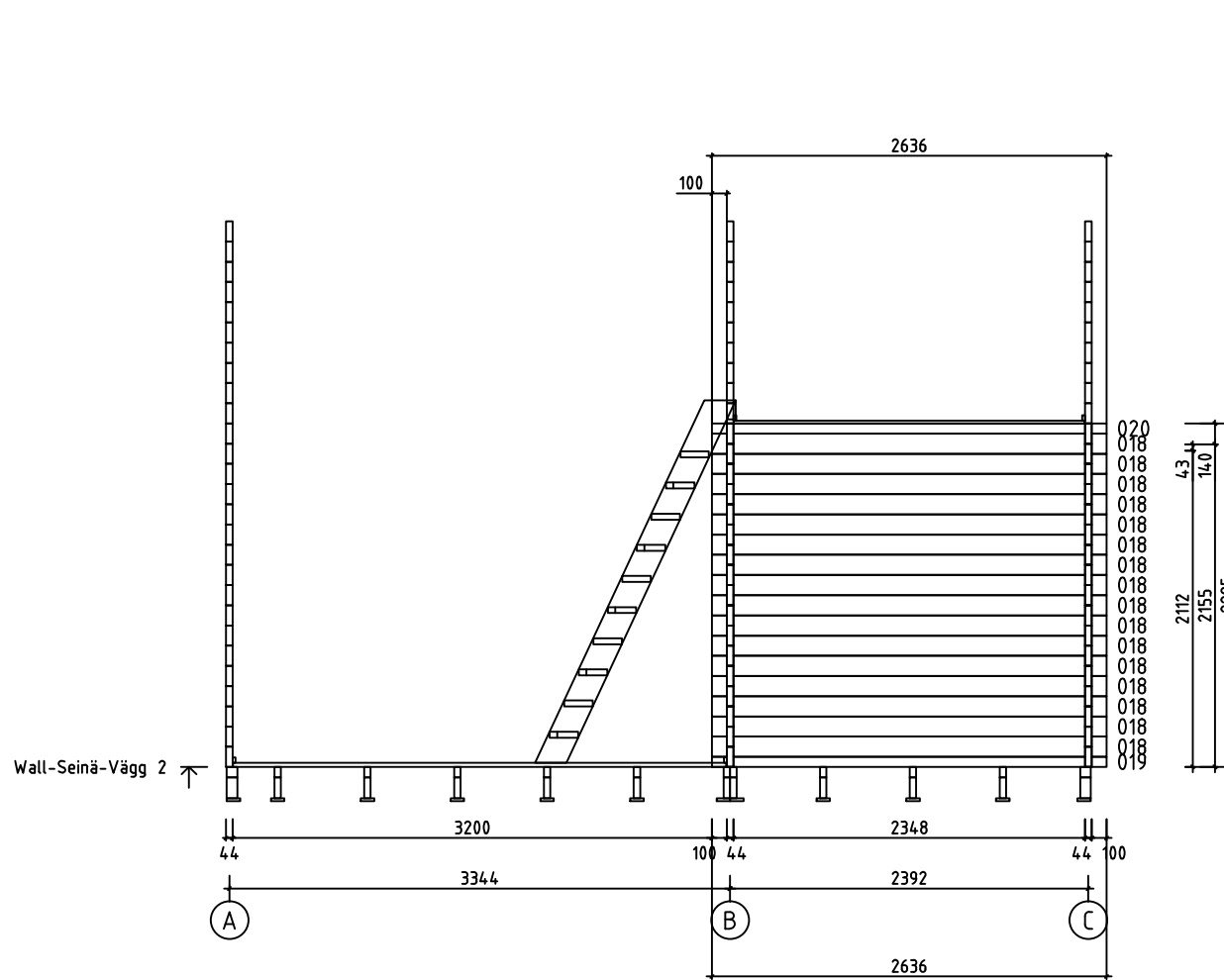
House	P5843-44 Anna	Sheet	9
Drawing	WALL-SEINÄ-VÄGG B	Scale	1:50
Material	44x135	Date	05.01.2017
Drawer	RP	File	P5843-44 Anna.dwg



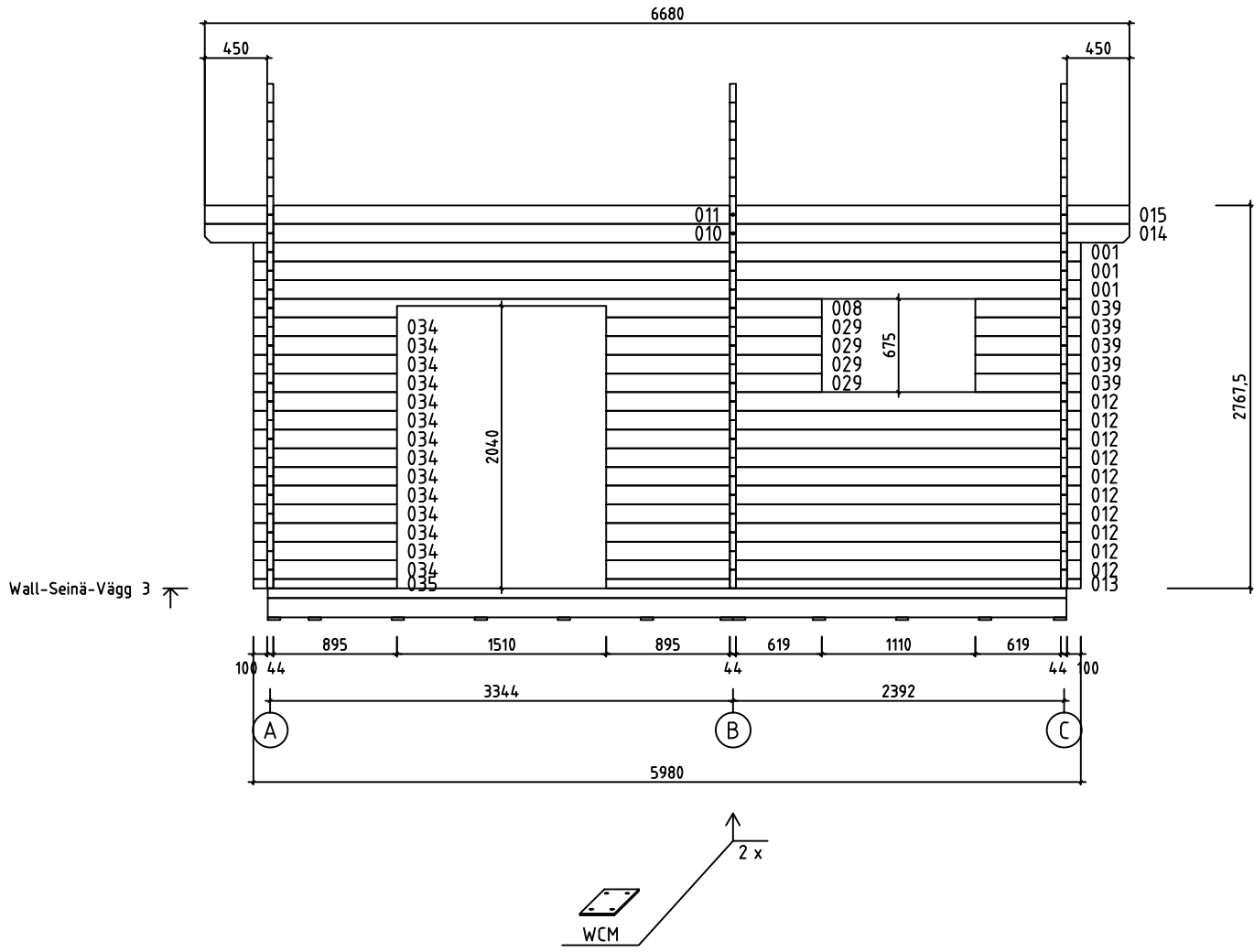
House	P5843-44 Anna	Sheet	10
Drawing	WALL-SEINÄ-VÄGG C	Scale	1:50
Material	44x135	Date	05.01.2017
Drawer	RP	File	P5843-44 Anna.dwg



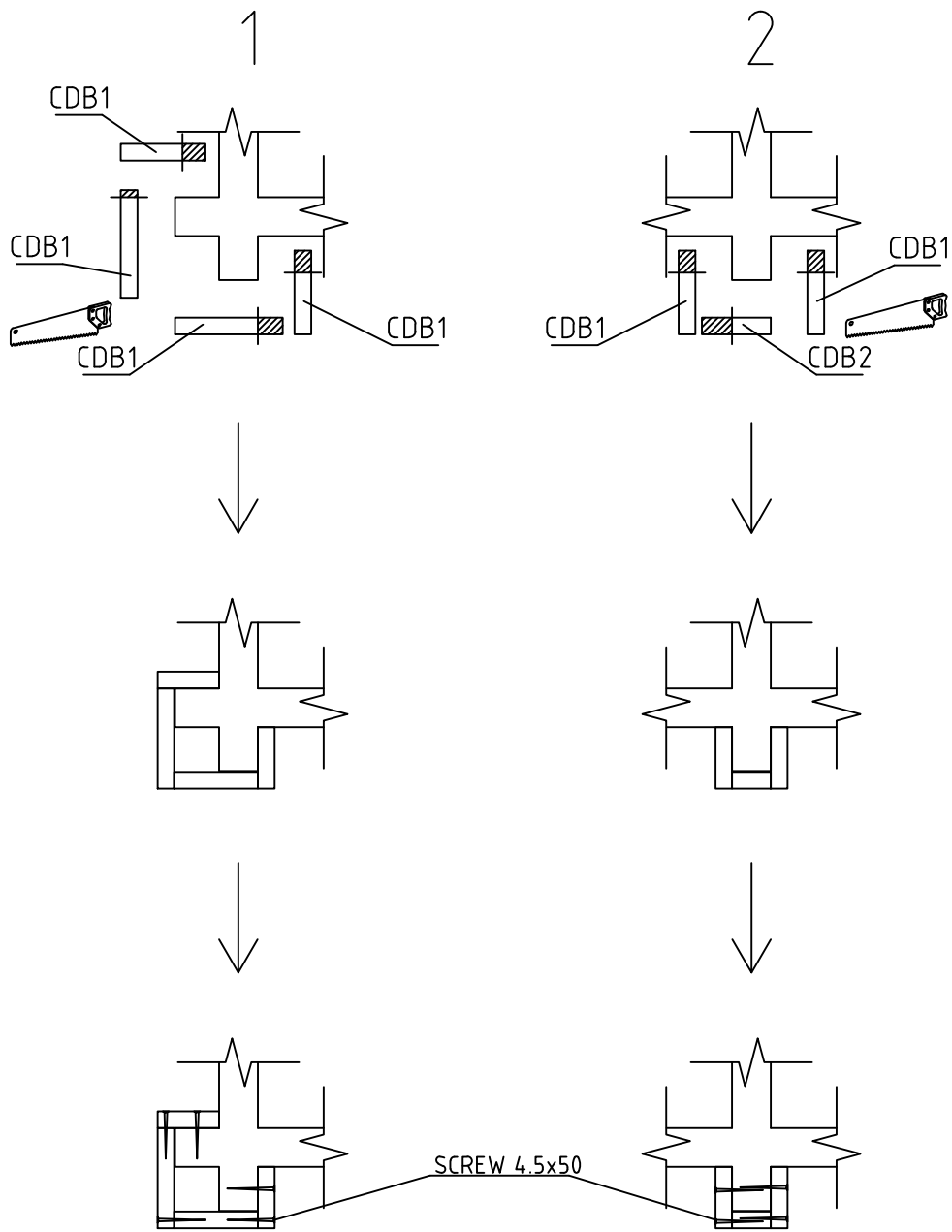
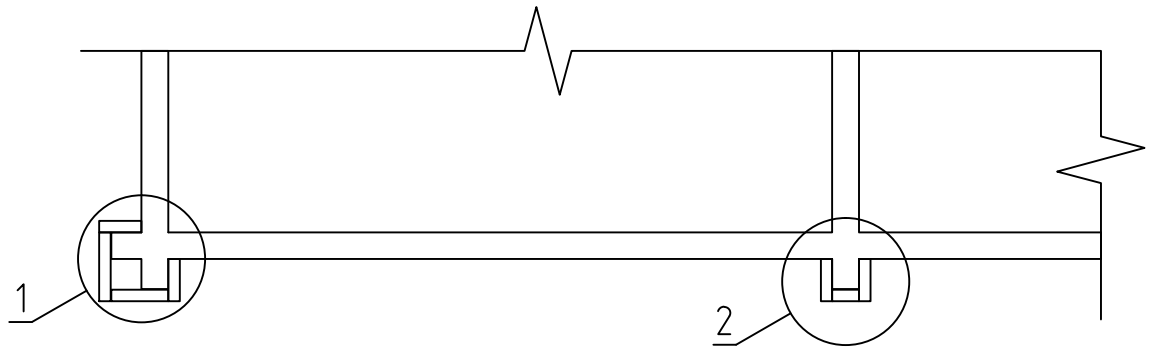
House	P5843-44 Anna	Sheet	11
Drawing	WALL-SEINÄ-VÄGG 1	Scale	1:50
Material	44x135	Date	05.01.2017
Drawer	RP	File	P5843-44 Anna.dwg




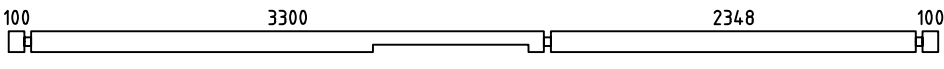



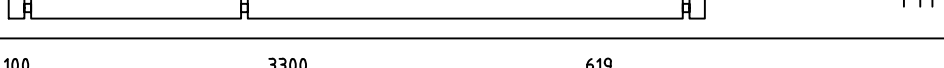









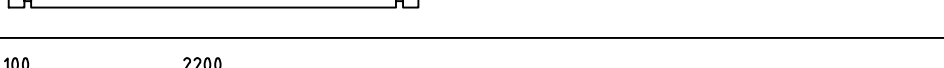








House	P5843-44 Anna	Sheet	12
Drawing	WALL-SEINÄ-VÄGG 2	Scale	1:50
Material	44x135	Date	05.01.2017
Drawer	RP	File	P5843-44 Anna.dwg

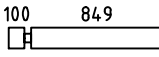



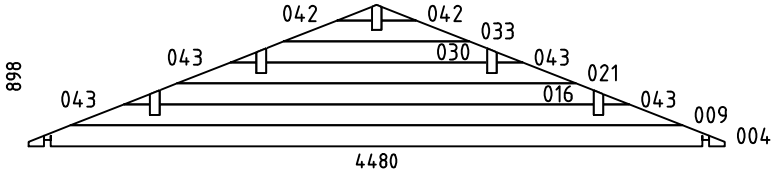
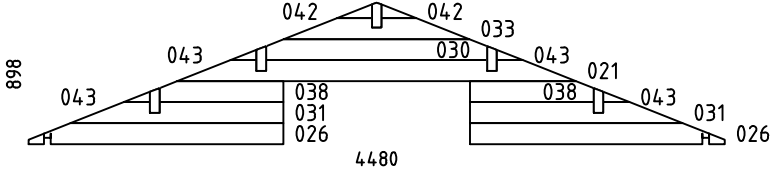
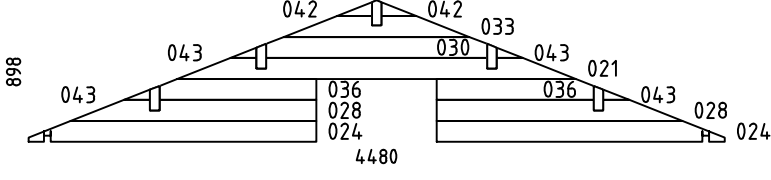



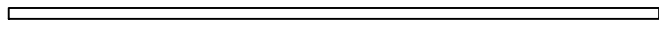

























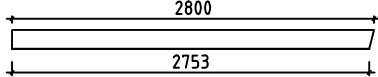















House	P5843-44 Anna	Sheet	13
Drawing	WALL-SEINÄ-VÄGG 3	Scale	1:50
Material	44x135	Date	05.01.2017
Drawer	RP	File	P5843-44 Anna.dwg











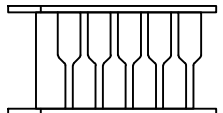
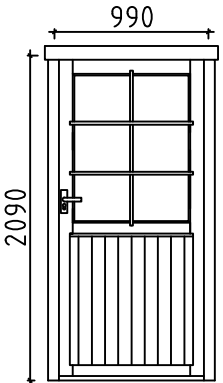
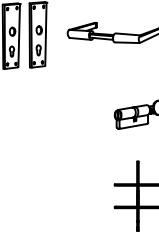
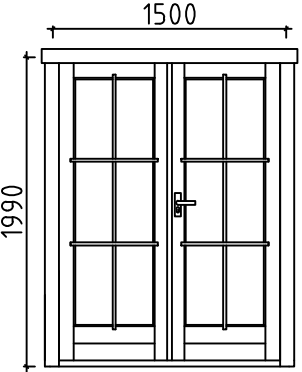
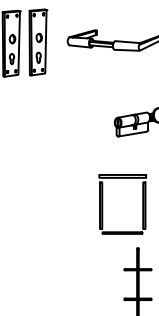



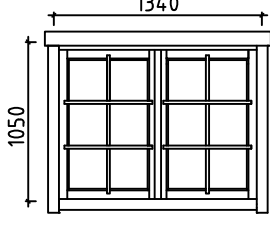
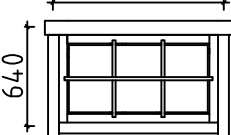
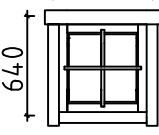
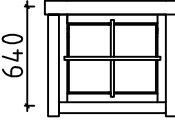
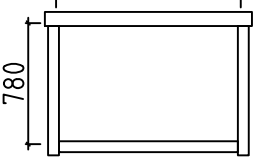
House	P5843-44 Anna	Sheet	14
Drawing	CORNER DECORATION - HÖRN DEKORATION	Scale	1:50
Material		Date	05.01.2017
Drawer	RP	File	P5843-44 Anna.dwg

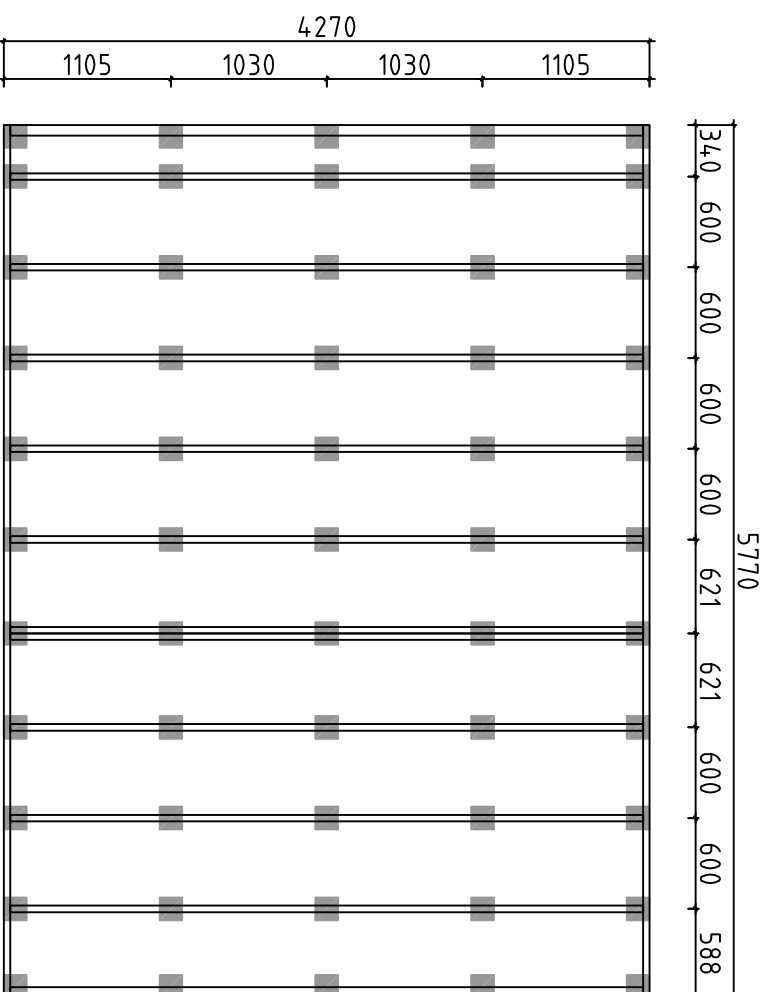
Pos	P5843-44 Anna	Pcs. St.	Profil(e) (mm)	L (mm)
001		5	44x135	5980
002		1	44x135	5980
003	SPARE BEAM - VARALLAPALKKI - RESERVDEL 	1	44x135	5980
005		13	44x135	4480
006		18	44x135	4480
007		PM 1	44x135	4480
008		1	44x135	4107
010		2	44x135	3816
011		PM 2	44x135	3816
012		10	44x135	3431
013		1	44x68	3431
014		2	44x135	2864
015		PM 2	44x135	2864
017		8	44x135	2746
018		26	44x135	2636
019		2	44x68	2636
020		1	44x68	2636
022		10	44x135	2344
023		1	44x68	2344
025		4	44x135	1853
027		6	44x135	1640
029		4	44x135	1558
032		15	44x135	1313
034		14	44x135	1039
035		1	44x68	1039
House P5843-44 Anna		Material	File P5843-44 Anna.dwg	Sheet 15

Pos	P5843-44 Anna	Pcs. St.	Profil(e) (mm)	L (mm)
037		10	44x135	993
039		25	44x135	763
040		5	44x135	471
041		23	44x135	384
WA-1		1	44x898	4480
WB-1		1	44x898	4480
WC-1		1	44x898	4480
HB	HIT BLOCK-ASENNUSPALKI-SLAG BRÄDA 	2	44x135	300
LB1	LOFT FLOOR BEAMS-PARVIAPALKIT-LOFTBJÄLKAR 	11	43x140	2345
FB1	FLOORBEAMS - LATTIAPALKIT - GOLVBJÄLKAR 	2	70x140	4184
FB2	FLOORBEAMS - LATTIAPALKIT - GOLVBJÄLKAR 	2	70x70	4184
FB5	FLOORBEAMS - LATTIAPALKIT - GOLVBJÄLKAR 	2	43x140	5770
FB3	FLOORBEAMS - LATTIAPALKIT - GOLVBJÄLKAR 	10	43x140	4184
FB6	FLOORBEAMS - LATTIAPALKIT - GOLVBJÄLKAR 	2	43x70	5770
FB4	FLOORBEAMS - LATTIAPALKIT - GOLVBJÄLKAR 	10	43x70	4184
BB1	COUNTERFLOOR HOLDING BOARDS-ROSSIPOHJAA KANNATTELEVAT LAUDAT-BRÄDER SOM HALLER TROSSBOTTEN 	12	90x19	4270
FS2	SLEEPING FLOOR SUPPORTING SLAT-PARVIALATTIA TUKILISTA -LOFTGOLVLIST 	2	43x43	2795
FS1	SLEEPING FLOOR SUPPORTING SLAT-PARVIALATTIA TUKILISTA -LOFTGOLVLIST 	2	43x43	1345
RB5	PURLINS - KATTO - ORRET - TAKASAR 	2	68x190	3816

Pos	P5843-44 Anna			Pcs. St.	Profil(e) (mm)	L (mm)
RB1		450 PURLINS - KATTO - ORRET - TAKASAR 3300		2	68x190	3816
RB3		450 PURLINS - KATTO - ORRET - TAKASAR 3300		1	68x190	3816
RB6		2348 PURLINS - KATTO - ORRET - TAKASAR 450		2	68x190	2864
RB2		2348 PURLINS - KATTO - ORRET - TAKASAR 450		2	68x190	2864
RB4		2348 PURLINS - KATTO - ORRET - TAKASAR 450		1	68x190	2864
F1	FLOORBOARD - LATTIALAUTA - GOLVBRÄDE		114 or-tai-eller 88	37+1 48+1	114x28 88x28	3295
F2	FLOORBOARD - LATTIALAUTA - GOLVBRÄDE		114 or-tai-eller 88	37+1 48+1	114x28 88x28	2340
L1	LOFT BOARD - PARVIALATTIA - LOFTGOLV		114 or-tai-eller 88	21+1 28+1	114x19 88x19	4185
R1	ROOFBOARD - KATTOLAUTA - TAKBRÄDE		114 or-tai-eller 88	118+2 154+2	114x19 88x19	2750
FF1	SKIRTING SLAT - LATTIALISTA - GOLVLIST				19x35	47 m
GB1	GABLE BOARD - KAAPELILAUTA - GAVELBRÄDA		2800 2753	4	19x120	2800
GS1	BOARD MATCHING WITH GABLE BOARD-KAAPELILAUTA VASTAVA LAUTA-BRÄDA OVANPÅ GAVELBRÄDA			4	19x70	2800
EB1	EAVE BOARD - RÄYSTÄSLAUTA - TAKFOTBRÄDE			4	19x90	3340
ES1	EAVE SLAT - RÄYSTÄSLISTA - TAKFOTLIST			4	30x40	3340
DB1	DECORATIVE - KORISTE - PRYDNADS			2	19x90	200
CDB1	CORNER DECORATION BOARD- HÖRN DEKORATION BRÄDE			22	120x19	2790
CDB2	CORNER DECORATION BOARD- HÖRN DEKORATION BRÄDE			3	90x19	2790
WF1	SIDEWALL SKIRTING SLAT-KATTOLISTA-PÄÄDYT -TAKLIST-GAVLAR		63 70	2	19x70	3296
WF2	SIDEWALL SKIRTING SLAT-KATTOLISTA-PÄÄDYT -TAKLIST-GAVLAR		63 70	2	19x70	2344
WF3	SIDEWALL SKIRTING SLAT-KATTOLISTA-PÄÄDYT -TAKLIST-GAVLAR		63 70	4	19x70	448
CB1	COVERING BOARD-PEITELAUTA-HYLLBRÄDA			1	19x120	1580
SB1	SUPPORT BOARD-TUKILAUTA-KONSOL			2	19x79	155
SS1	STORM SLAT-MYRSKY LISTA-OVÄDER SPJÄLA			4	19x35	2700
SS2	STORM SLAT-MYRSKY LISTA-OVÄDER SPJÄLA			2	19x35	2020
RCM	ROOFBEAMS CONNECTING METAL-METALL FÖR SAMMANFOGNING AV TAKASAR-KATTO-ORRE YHTEENLITYSMETALLT			5	∅6	200
WCM	WALLBEAMS CONNECTING METAL-METALLPLATTA FÖR SAMMANFOGNING AV VÄGGEN BALKAR-SEINÄPÄLKKEJÄ METALLISET YHTEENLIITYMISLAATAT			4	25	25
House	P5843-44 Anna		Material	File	P5843-44 Anna.dwg	
				Sheet	17	

Pos	P5843-44 Anna		Pcs. St.	Profil(e) (mm)	L (mm)	
	SCREWS-RUUVIT-SKRUVAR FOR-VARTEN-FÖR	SS1, SS2		18	φ6	50
	WASHER-ALUSLAATTA-BRICKA FOR-VARTEN-FÖR	SS1, SS2		18	φ6	
	NAILS-NAULAT-SPIKAR FOR-VARTEN-FÖR	FF1		110	φ2.0	40
	NAILS-NAULAT-SPIKAR FOR-VARTEN-FÖR	F1, F2, L1, R1, BB1		1600	φ2.5	60
	SCREWS-RUUVIT-SKRUVAR FOR-VARTEN-FÖR	WCM		20	φ3.5	35
	SCREWS-RUUVIT-SKRUVAR FOR-VARTEN-FÖR	GB1, GS1, EB1, ES1, DB1, CB CDB1, CDB2, WF1, WF2, WF3		300	φ4.5	50
	SCREWS-RUUVIT-SKRUVAR FOR-VARTEN-FÖR	FS1, FS2, LB1, SB		50	φ4.5	70
	SCREWS-RUUVIT-SKRUVAR FOR-VARTEN-FÖR	013, 019, 020, 023, 035 FB1, FB2, FB3, FB4, FB5, FB6		70	φ4.5	90
	SCREWS-RUUVIT-SKRUVAR FOR-VARTEN-FÖR	FB2, FB4, FB6		60	φ5.0	120
	SCREWS-RUUVIT-SKRUVAR FOR-VARTEN-FÖR	RB1, RB2, RB3, RB4, RB5, RB6		20	φ6.0	160
LD1	LADDER-TIKAPUUT-STEGE			1	700	2760
D1	DOOR-OVI-DÖRR (right-oikea-höger) ORT_ST 			P 1 1 1	990	2090
D2	DOOR-OVI-DÖRR (right-oikea-höger) ORT_ST 			P 1 1 1 2	1500	1990
House P5843-44 Anna		Material	File P5843-44 Anna.dwg	Sheet 18		

Pos	P5843-44 Anna	Pcs. St.	Profil(e) (mm)	L (mm)		
D3	DOOR-OVI-DÖRR (left-jäljellä-vänster) AST 1000 	V 2 2 2	1000	1990		
W1	WINDOW-IKKUNAN-FÖNSTER (right-oikea-höger) ORT_ST 1340 	P 1 1 2 1	1340	1050		
W2	WINDOW-IKKUNAN-FÖNSTER ORT_ST_SU 1100 	2 2 2 2	1100	640		
W3	WINDOW-IKKUNAN-FÖNSTER (right-oikea-höger) ORT_ST 640 	P 1 1 1	640	640		
W4	WINDOW-IKKUNAN-FÖNSTER ORT_ST_SU 765 	1 1 1 1	765	640		
FL1	FRAME AROUND LOFT ENTRANCE 1190 	1	1190	780		
House	P5843-44 Anna	Material	File	P5843-44 Anna.dwg	Sheet	19

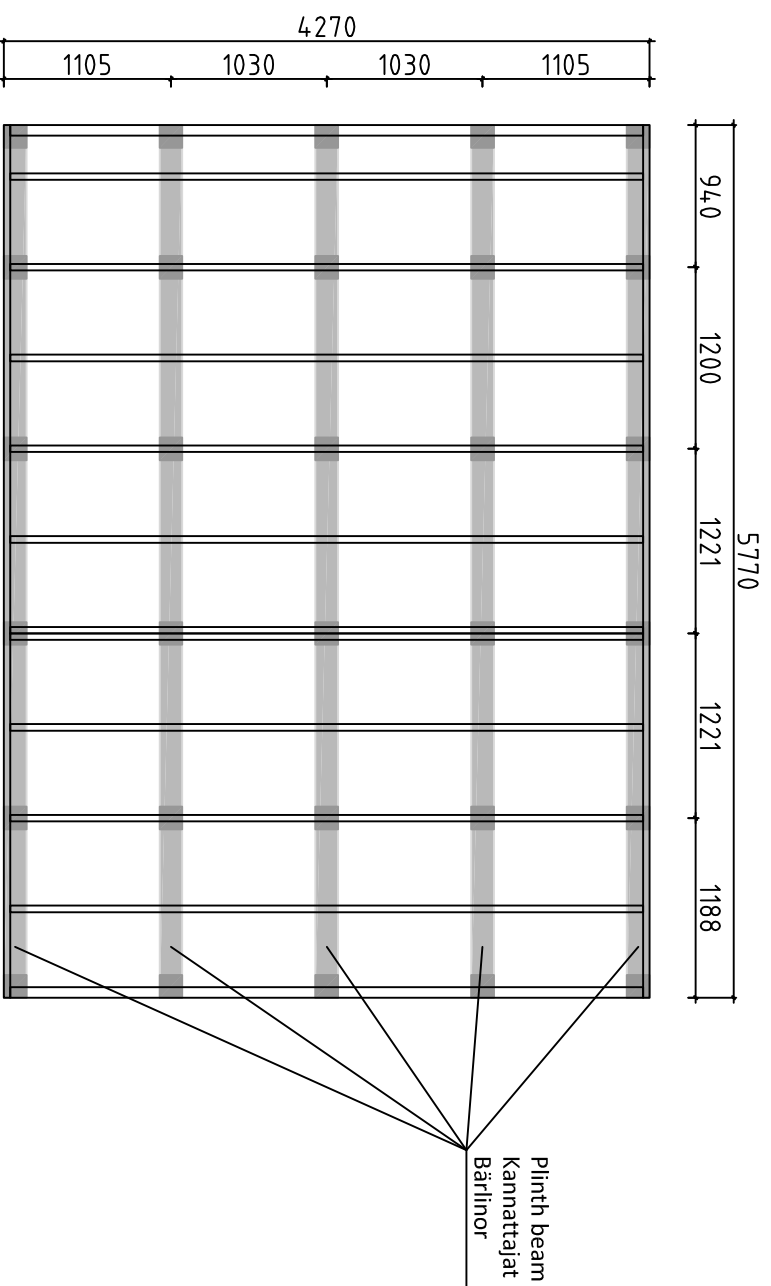


Detta är ett förslag för hur man kan placera plintarna (100-200 mm i diameter) för golvbjälklaget. Golvbjälkarna är med i byggsatsen, men inte plintarna. Använder man exempelvis 500-600mm långa murblock så kan man halvera antalet punkter. Lägg fuktskyddande papp mellan betong och trä

Tämä on ehdotus siltä, miten (100-200 mm läpimitäiset) jalat voidaan sijoittaa alapohjaa varten. Lattiapalkit ovat rakennussarjassa, mutta jalvoja ei ole. Kun käytetään esimerkiksi 500-600 mm pitkiä harkkoja, voidaan pisteiden määrä puoltaa. Aseta betonin ja puun väliin kosteudelta suojaava pahvi

A proposal for placing plinths (100-200 mm in diameter) for floor beams. Floor beams are provided in the kit but plinths are not included. For example, by using 500-600 mm long masonry units, one can reduce the number of points 50%. Place cardboard between the concrete and wood to protect from moisture

House	P5843-44 Anna	Sheet	20
Drawing	PLINTPLAN - FOUNDATION PLAN	Scale	1:50
Material		Date	05.01.2017
Drawer	RP	File	P5843-44 Anna Foundation.dwg



Förslag på alternativ plintplan med bärlnor och plintar. Bärlnor 45x95 eller 45x120 och plintar ca 100-200 mm i diameter. (Bärlnor och plintar ingår ej i leveransen). Används exempelvis murblock, (ingår ej i leveransen) istället för plintar, kan man lägga bärlnorra platt mot dessa och på det sättet minska höjden på konstruktionen. I denna konstruktion kan man dessutom lägga en "boardskiva" mellan bärlnorra och golvbjälkarna och på det sättet bära upp bjälklagsisoleringen. Lagg fuktskyddande papp mellan betong och trä

Endotus valitoehtoista jalustasta kannattajilla ja jalolla. Kannattajat 45x95 tai 45x120 ja jalat läpimitataan n. 100-200 mm (kannattajat ja jalat ei ole toimituksessa). Käytettäessä esimerkiksi harkkoja (ei kuulu toimitukseen) jalkojen sijasta, voi kannattajat asettaa lappeelleen niitä vasten ja sillä tavoin vähentää rakenteen korkeutta. Tässä rakenteessa voi lisäksi asettaa levyä kannattajien ja lattiapalkkien väliin ja sillä tavoin kannattaa alapohjan eristystä. Aseta betonin ja puun väliin kosteudelta suojaava pähvi

A proposal for alternative plinth beam layout plan. Plinth beams 45x95 or 45x120 and plinths ca 100-200 mm in diameter (plinth beams and plinths are not included in the kit). For example, by using masonry units (not included in the kit) instead of plinths, one can lay plinth beams flat against the masonry units and in that way reduce the height of the structure. In this construction one can also add "plywood board" between plinth beams. Place cardboard between the concrete and wood to protect from moisture

House	P5843-44 Anna	Sheet	21
Drawing	PLINTPLAN - FOUNDATION PLAN	Scale	1:50
Material		Date	05.01.2017
Drawer	RP	File	P5843-44 Anna Foundation.dwg

#001	1,3	5980	5
#002	1	5980	1
#003		5980	1
#004	A	4480	1
#005	A,C	4480	13
#006	B,C	4480	18
#007	B	4480	1
#008	3	4107	1
#009	A	3937	1
#010	1,3	3816	2
#011	1,3	3816	2
#012	3	3431	10
#013	3	3431	1
#014	1,3	2864	2
#015	1,3	2864	2
#016	A	2795	1
#017	A	2746	8
#018	1,2	2636	26
#019	1,2	2636	2
#020	2	2636	1
#021	A,B,C	2565	3
#022	1	2344	10
#023	1	2344	1
#024	C	1853	2
#025	C	1853	4
#026	B	1640	2
#027	B	1640	6
#028	C	1582	2
#029	3	1558	4
#030	A,B,C	1424	3
#031	B	1369	2
#032	B	1313	15
#033	A,B,C	1194	3
#034	3	1039	14
#035	3	1039	1
#036	C	1011	2
#037	1	993	10
#038	B	798	2
#039	1,3,B	763	25
#040	1	471	5
#041	A,B	384	23
#042	A,B,C	224	6
#043	A,B,C	168	12