

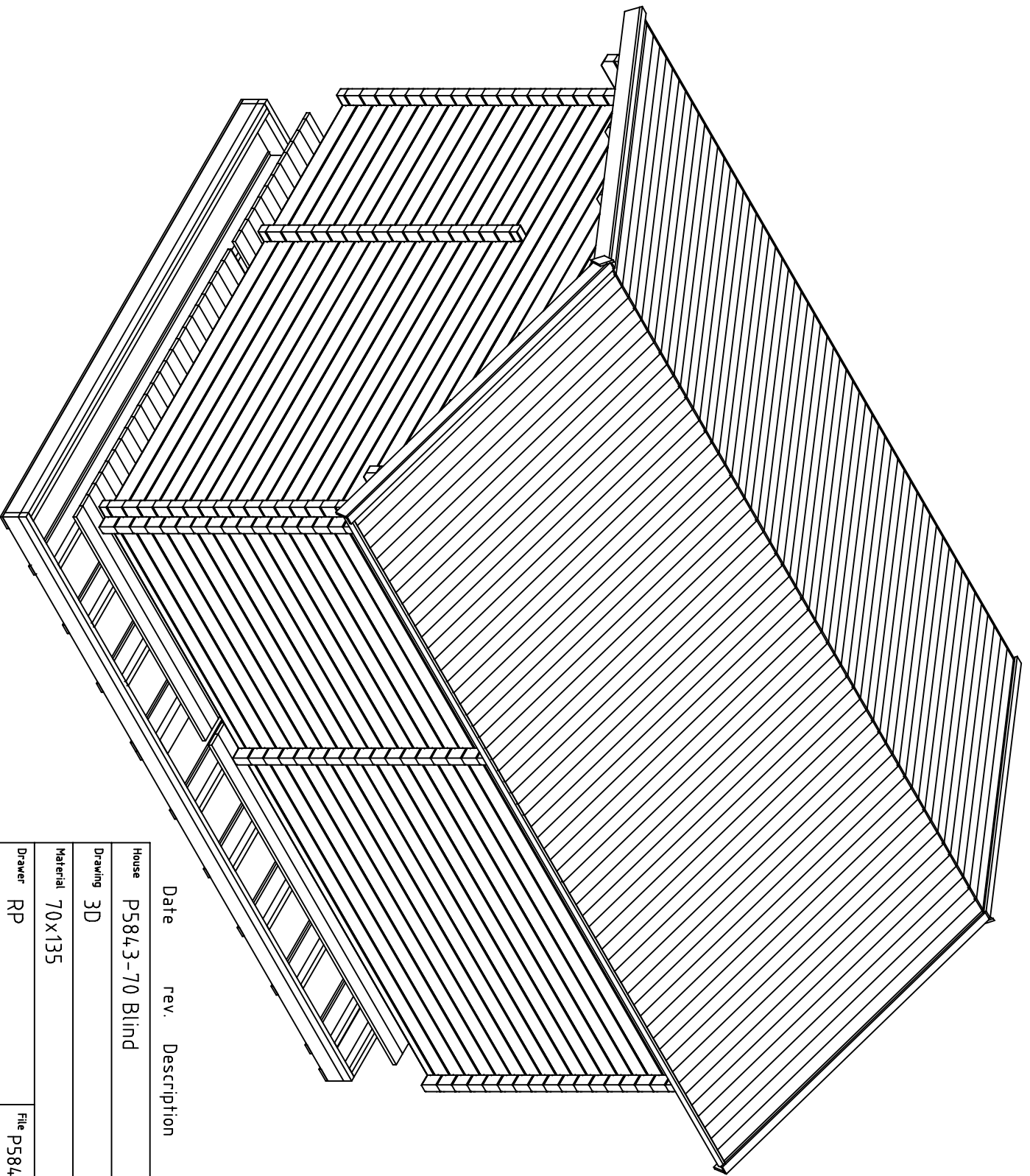
Date rev. Description

House	P5843-70 Blind	Sheet	1
-------	----------------	-------	---

Drawing	3D	Scale	
---------	----	-------	--

Material	70x135	Date	15.12.2016
----------	--------	------	------------

Drawer	RP	File	P5843-70 Blind 3D.dwg
--------	----	------	-----------------------



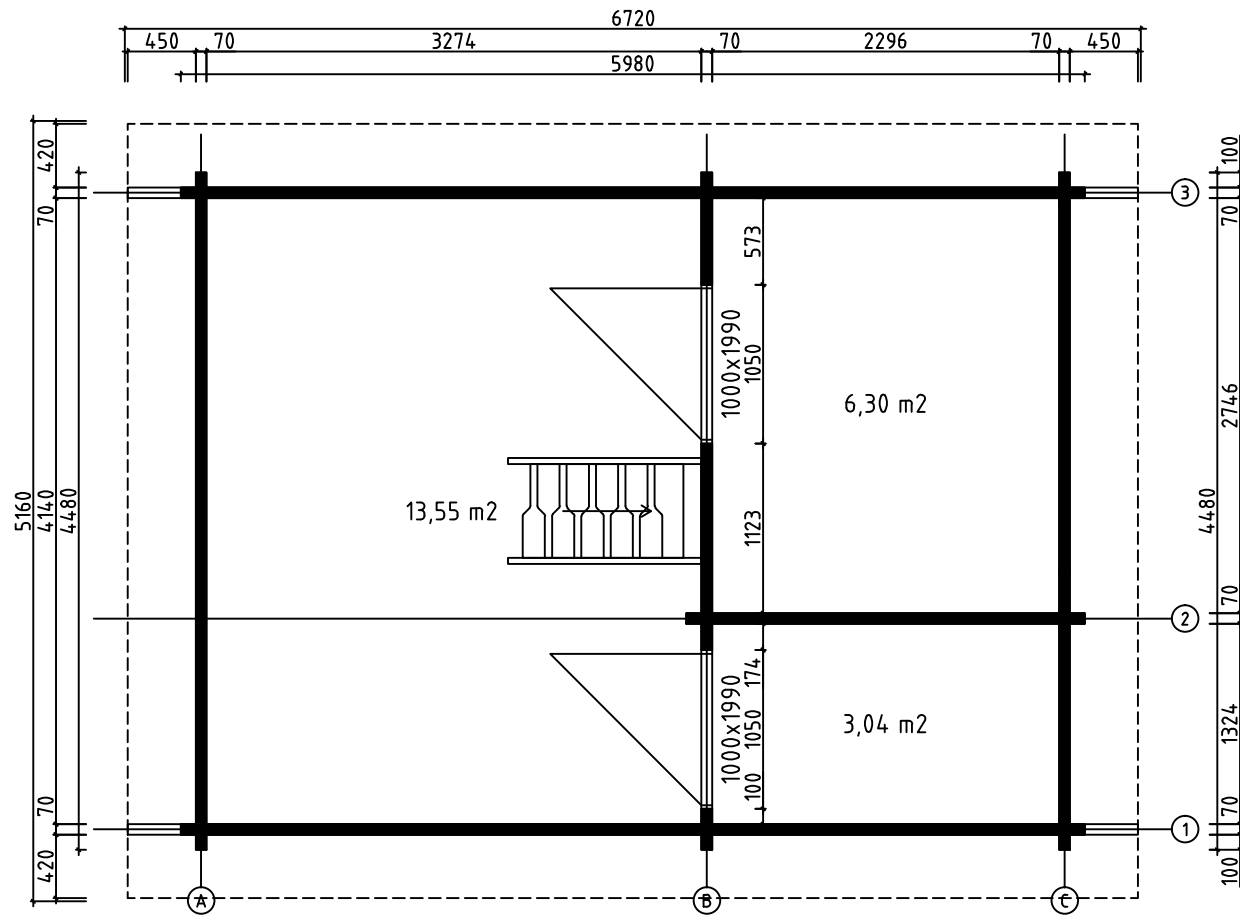
Date rev. Description

House	P5843-70 Blind	Sheet	2
-------	----------------	-------	---

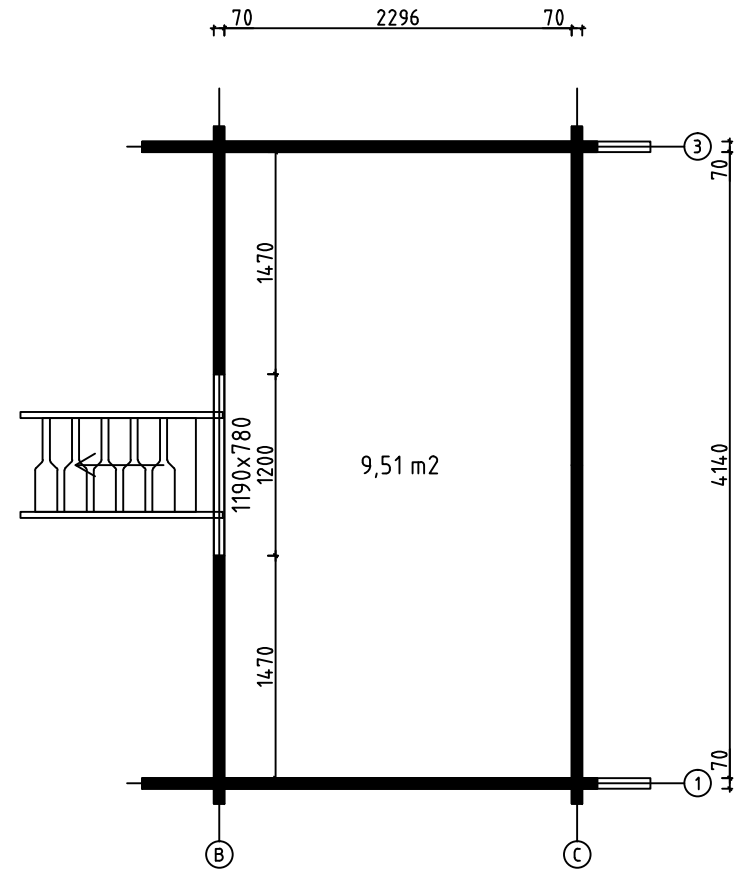
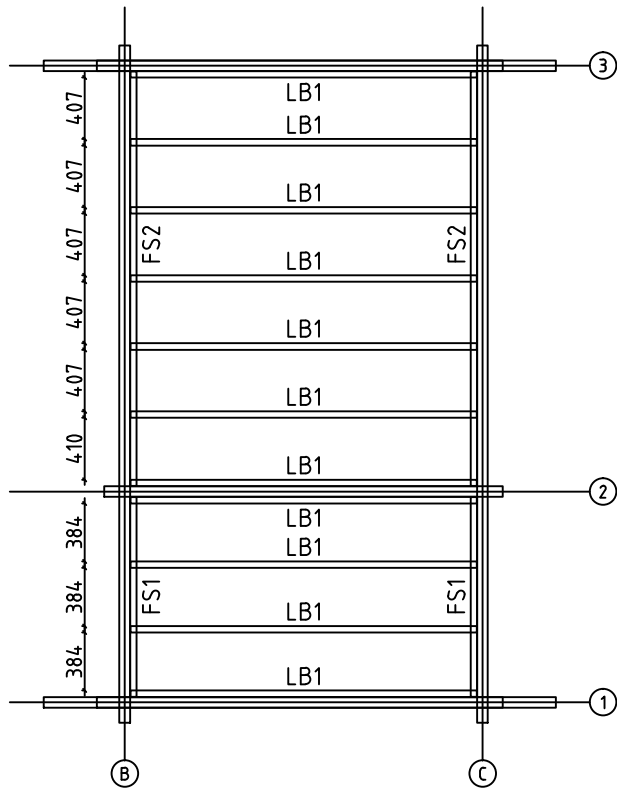
Drawing	3D	Scale	
---------	----	-------	--

Material	70x135	Date	15.12.2016
----------	--------	------	------------

Drawer	RP	File	P5843-70 Blind 3D.dwg
--------	----	------	-----------------------

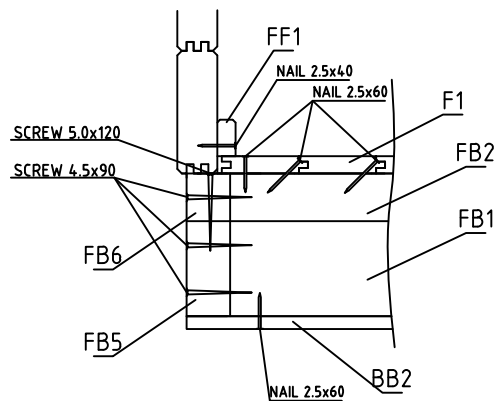
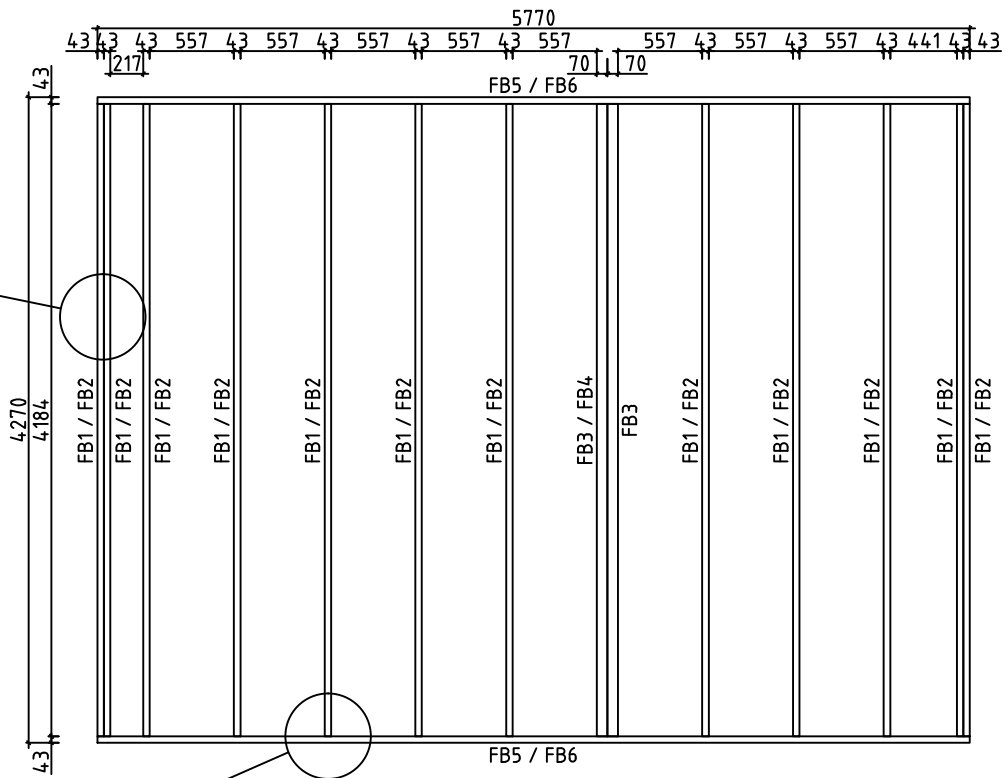
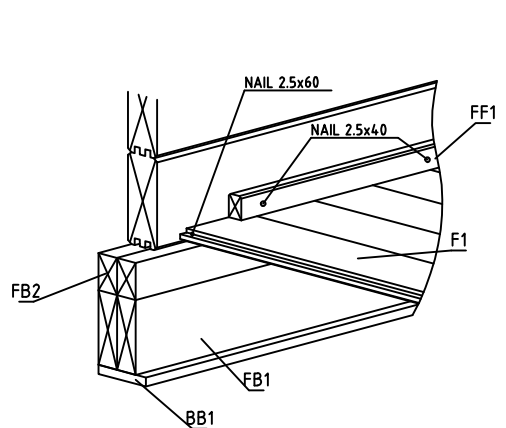


House	P5843-70 Blind	Sheet	3
Drawing	PLAN-SUUNNITELMA-PLANEN	Scale	1:50
Material	70x135	Date	15.12.2016
Drawer	RP	File	P5843-70 Blind.dwg



LOFT FLOOR BEAMS - PARVIA LATTIAPALKIT - LOFT GOLVBJÄLKAR


House	P5843-70 Blind	Sheet	4
Drawing	LOFT FLOOR - PARVIA LATTIA - LOFT GOLV	Scale	1:50
Material	43x43, 43x140 70x135	Date	15.12.2016
Drawer	RP	File	P5843-70 Blind.dwg



House	P5843-70 Blind	Sheet	5
Drawing	FLOORBEAMS-LATTIAPALKIT-GOLVBJÄLKAR	Scale	1:50
Material	70x140, 43x140, 43x70	Date	15.12.2016
Drawer	RP	File	P5843-70 Blind.dwg


F1

F2



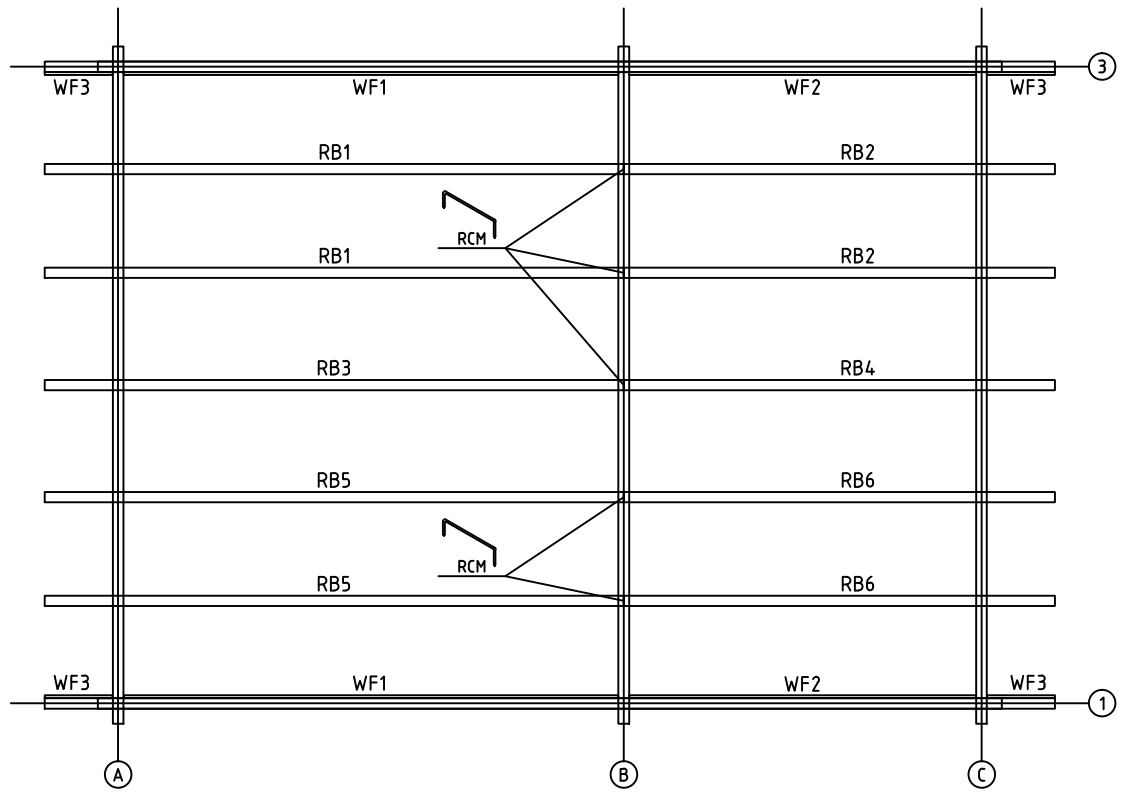
FLOORBOARD-LATTIALAUTA-GOLVBRÄDE (114x28)

L1

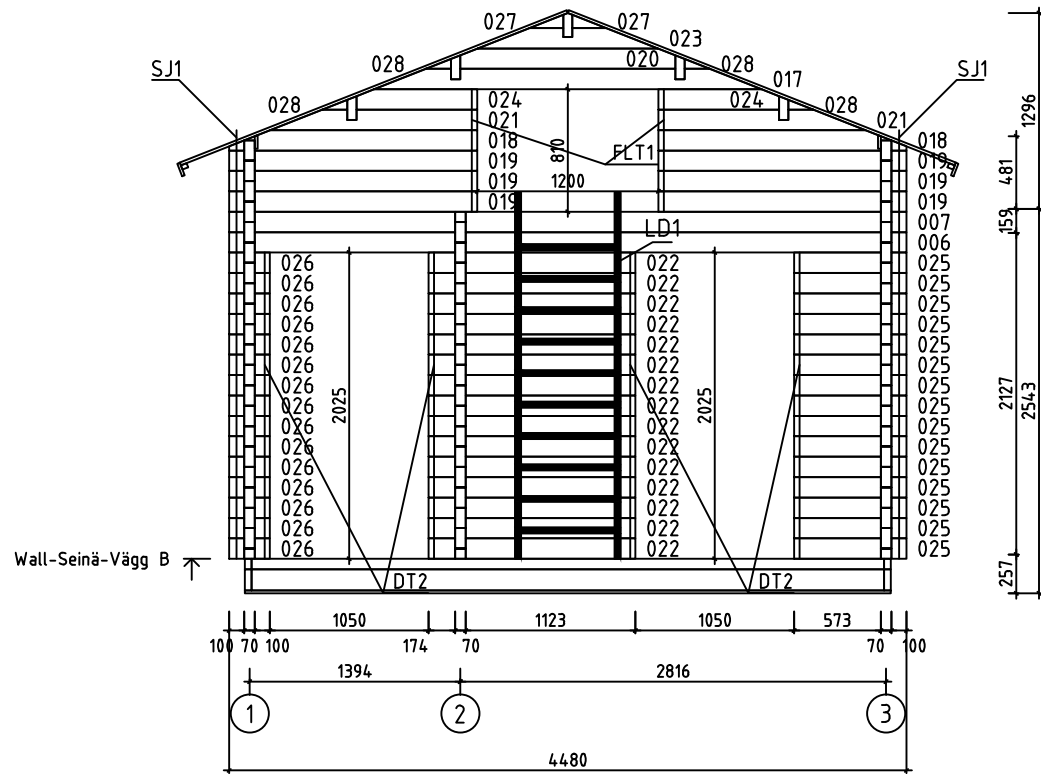


LOFT FLOORBOARD - PARVIA LATTIALATTIA - LOFT GOLVBRÄDE (114x19)

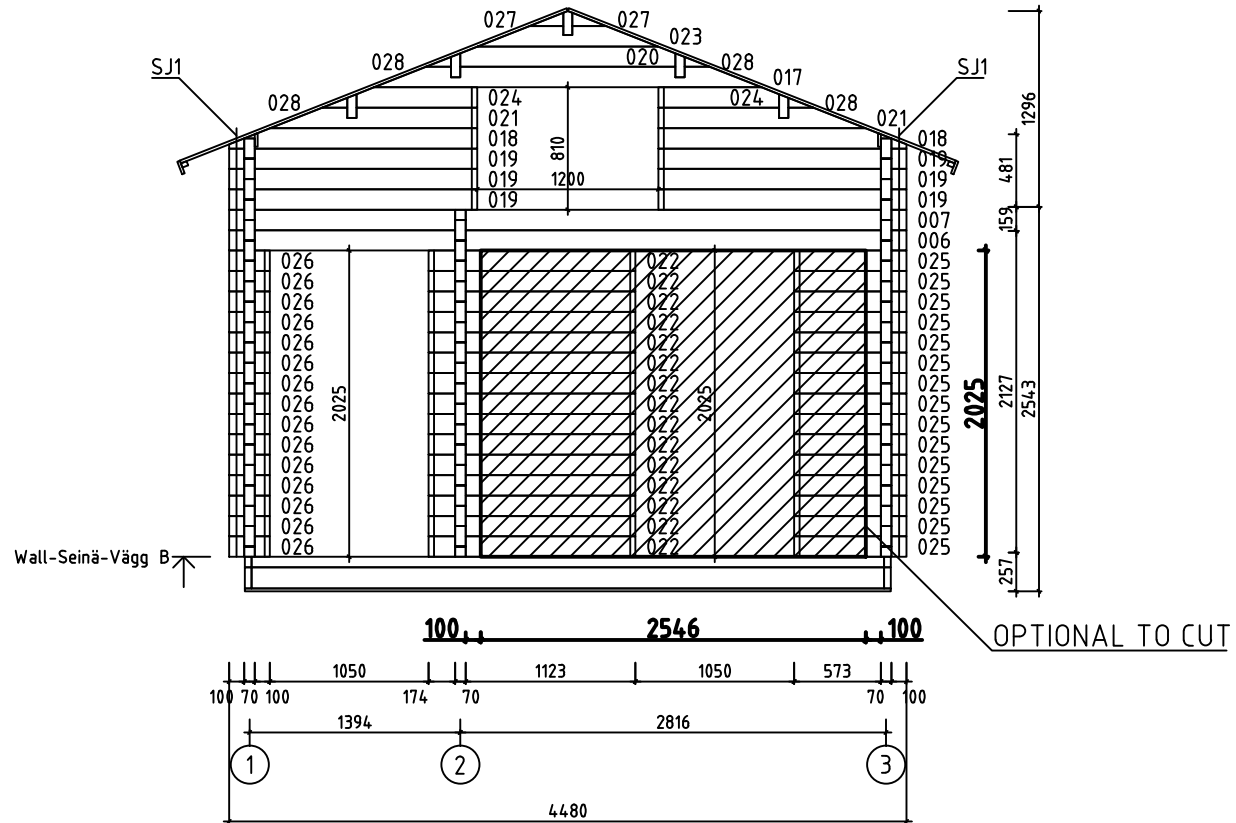
House	P5843-70 Blind	Sheet	6
Drawing	FLOORBOARD-LATTIALAUTA-GOLVBRÄDE	Scale	1:50
Material	114x19	Date	15.12.2016
Drawer	RP	File	P5843-70 Blind.dwg



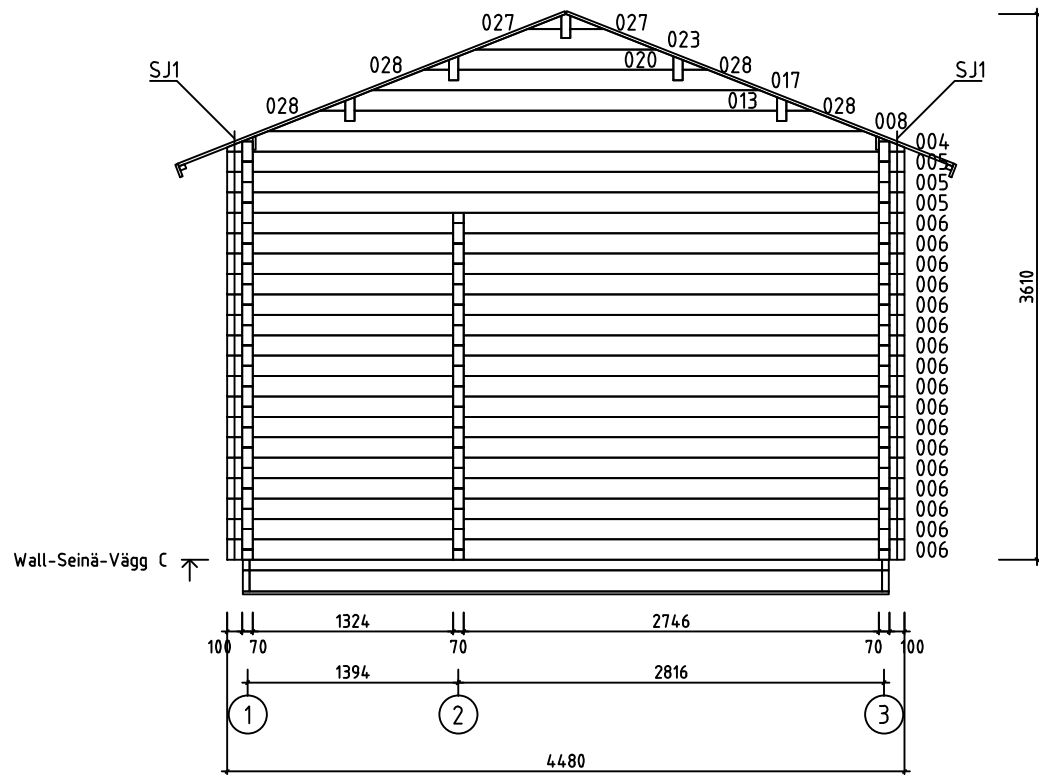
House	P5843-70 Blind	Sheet	7
Drawing	PURLINS-KATTO-ORRET-TAKÅSAR	Scale	1:50
Material	68x190, 19x90	Date	15.12.2016
Drawer	RP	File	P5843-70 Blind.dwg



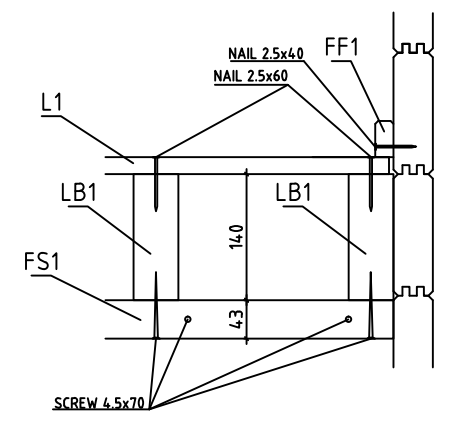
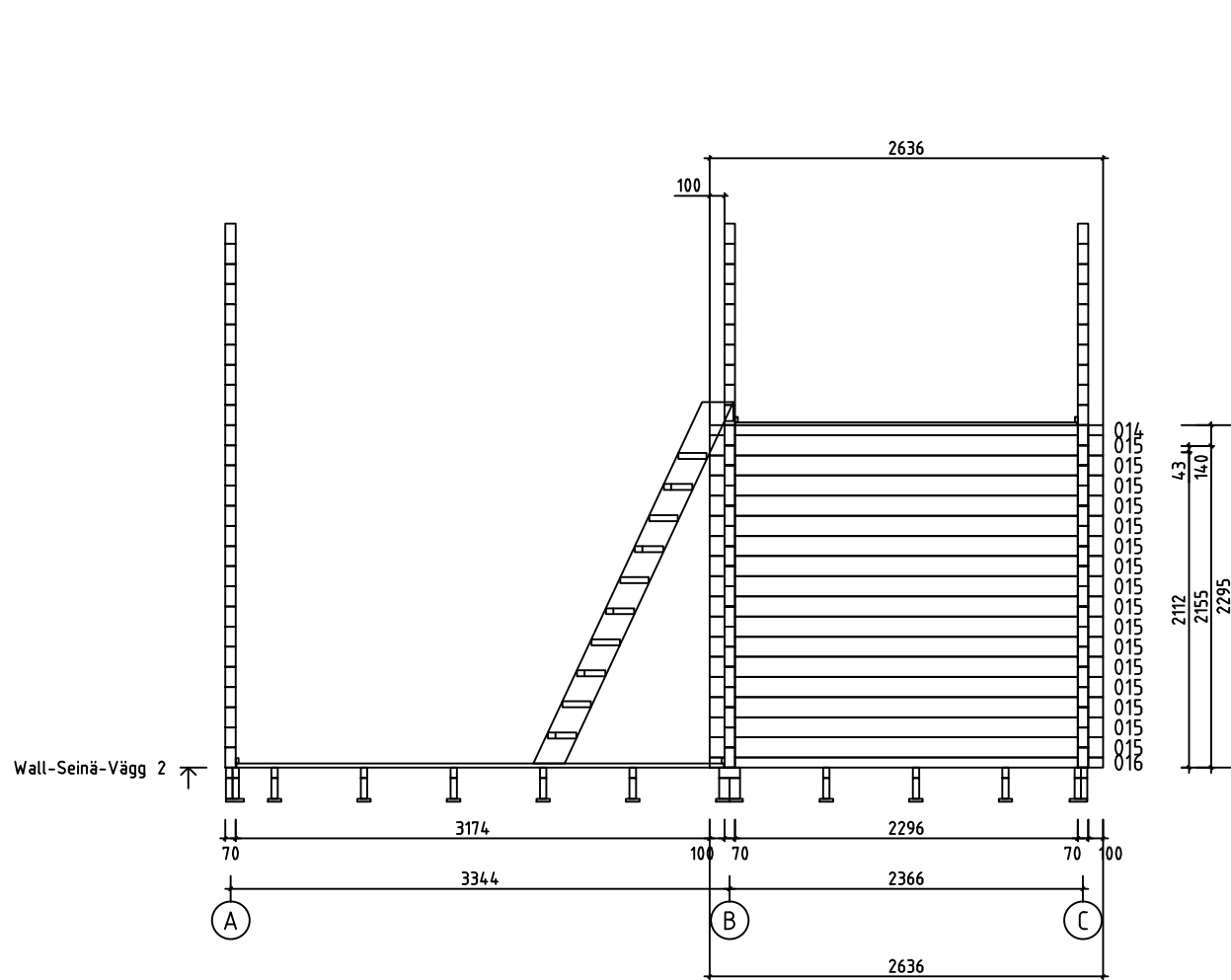
House	P5843-70 Blind	Sheet	9
Drawing	WALL-SEINÄ-VÄGG B	Scale	1:50
Material	70x135	Date	15.12.2016
Drawer	RP	File	P5843-70 Blind.dwg



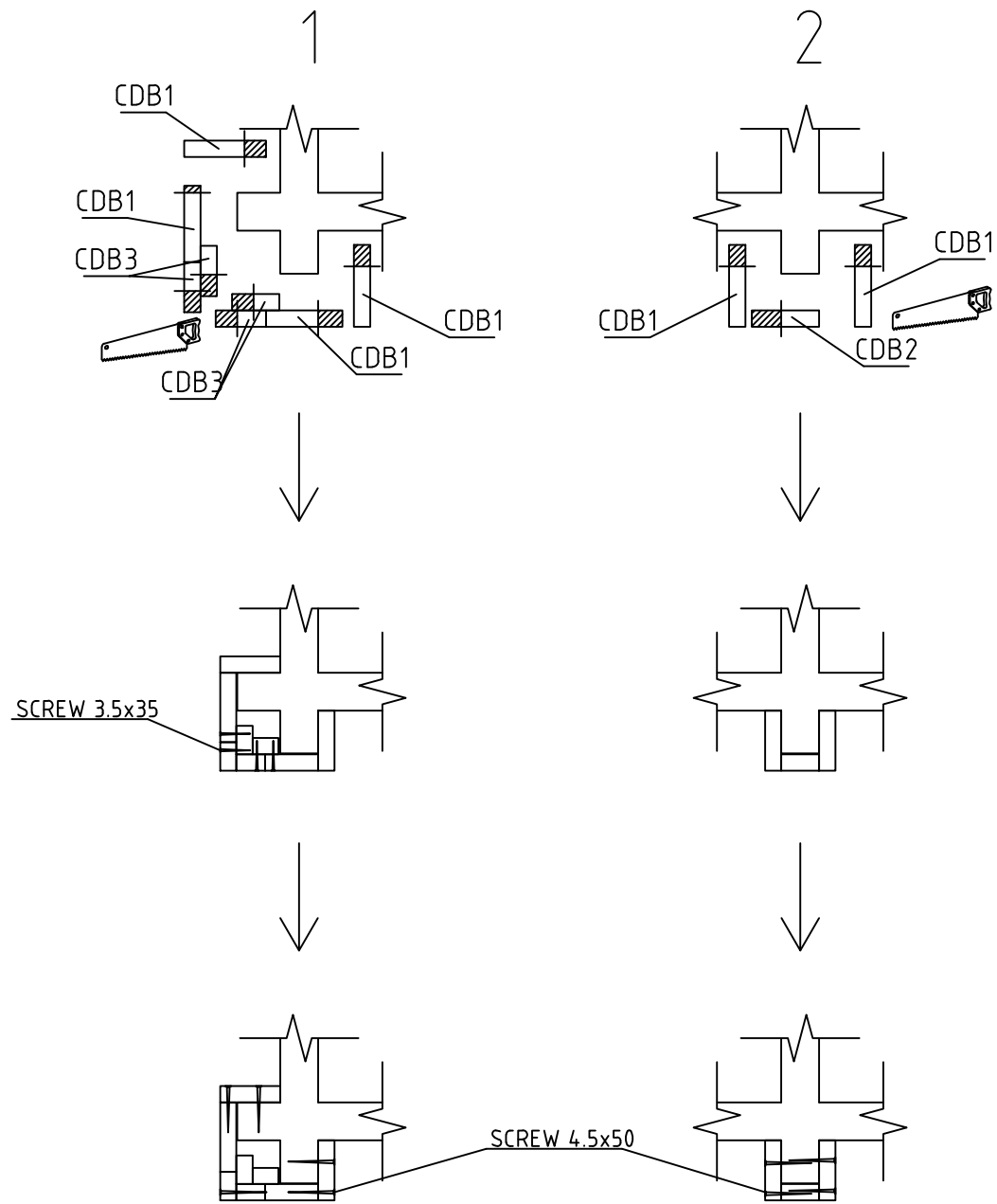
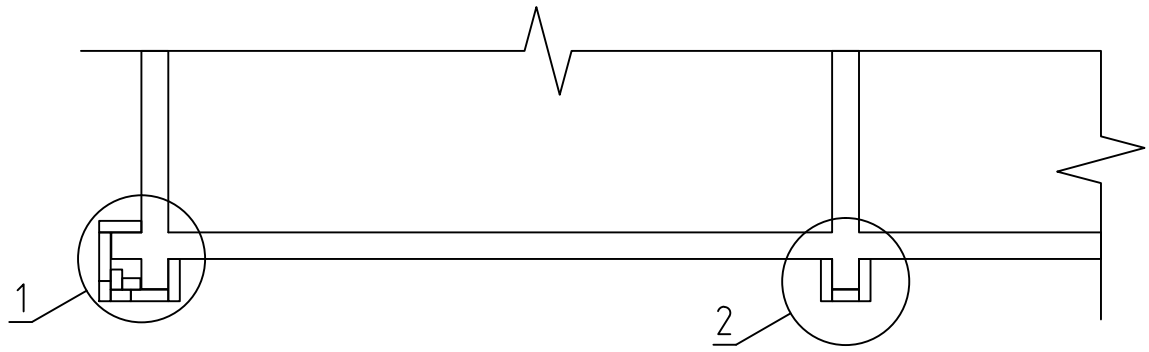
House	P5843-70 Blind	Sheet	9A
Drawing	WALL-SEINÄ-VÄGG B	Scale	1:50
Material	70x135	Date	15.12.2016
Drawer	RP	File	P5843-70 Blind Optional.dwg





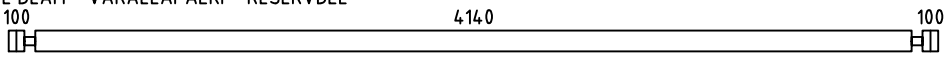

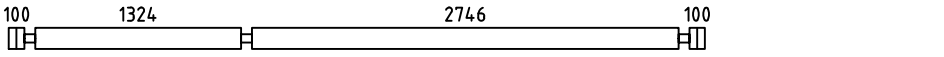
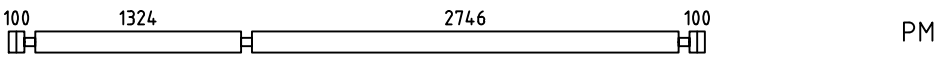












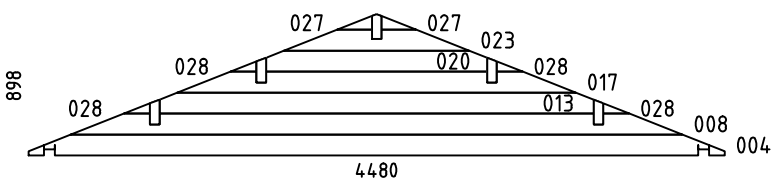
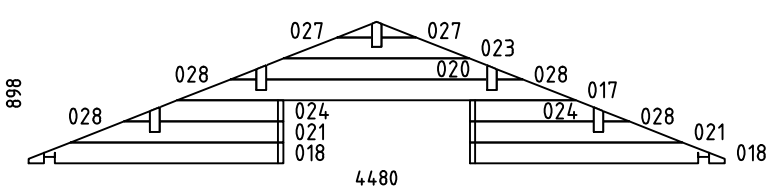

House	P5843-70 Blind	Sheet	10
Drawing	WALL-SEINÄ-VÄGG C	Scale	1:50
Material	70x135	Date	15.12.2016
Drawer	RP	File	P5843-70 Blind.dwg















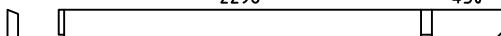
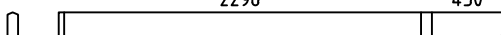































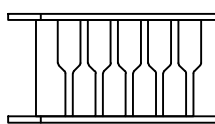
House	P5843-70 Blind	Sheet	12
Drawing	WALL-SEINÄ-VÄGG 2	Scale	1:50
Material	70x135	Date	15.12.2016
Drawer	RP	File	P5843-70 Blind.dwg


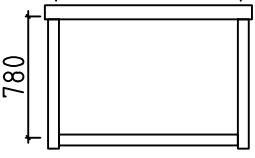


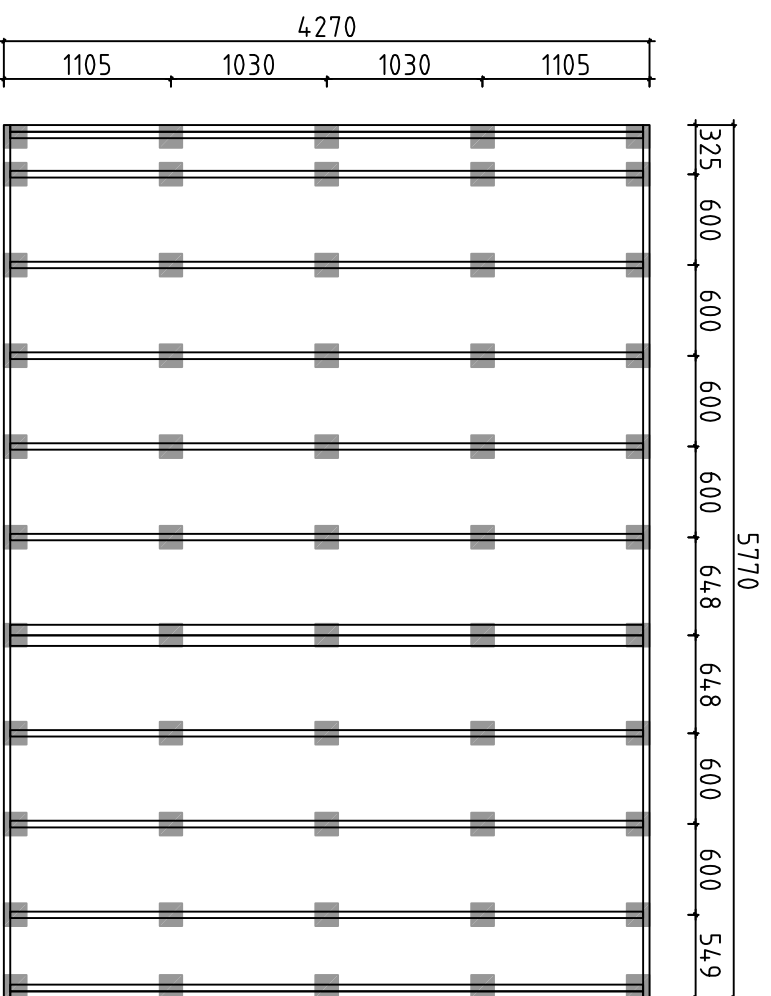
House	P5843-70 Blind	Sheet	14
Drawing	CORNER DECORATION - HÖRN DEKORATION	Scale	1:50
Material		Date	15.12.2016
Drawer	RP	File	P5843-70 Blind.dwg

Pos	P5843-70 Blind	Pcs. St.	Profil(e) (mm)	L (mm)
001		2	70x68	5980
002		36	70x135	5980
003	SPARE BEAM - VARALLAPALKKI - RESERVDEL 	1	70x135	5980
005		23	70x135	4480
006		18	70x135	4480
007		PM 1	70x135	4480
009		2	70x135	3829
010		PM 2	70x135	3829
011		2	70x135	2851
012		PM 2	70x135	2851
014		1	70x68	2636
015		16	70x135	2636
016		1	70x68	2636
019		6	70x135	1640
022		15	70x135	1367
025		15	70x135	743
026		15	70x135	270
HB	HIT BLOCK-ASENNUSPALKKI-SLAG BRÄDA 	2	70x135	300
WA-1 WC-1		2	70x898	4480
WB-1		1	70x898	4480
LB1	LOFT FLOOR BEAMS-PARVIAPALKIT-LOFTBJÄLKAR 	11	43x140	2290

Pos	P5843-70 Blind	Pcs. St.	Profil(e) (mm)	L (mm)		
FB4	FLOORBEAMS - LATTIAPALKIT - GOLVBJÄLKAR 	1	140x70	4184		
FB3	FLOORBEAMS - LATTIAPALKIT - GOLVBJÄLKAR 	2	70x140	4184		
FB5	FLOORBEAMS - LATTIAPALKIT - GOLVBJÄLKAR 	2	43x140	5770		
FB1	FLOORBEAMS - LATTIAPALKIT - GOLVBJÄLKAR 	12	43x140	4184		
FB6	FLOORBEAMS - LATTIAPALKIT - GOLVBJÄLKAR 	2	43x70	5770		
FB2	FLOORBEAMS - LATTIAPALKIT - GOLVBJÄLKAR 	12	43x70	4184		
FS2	SLEEPING FLOOR SUPPORTING SLAT-PARVIALATTIA TUKILISTA -LOFTGOLVLIST 	2	43x43	2740		
FS1	SLEEPING FLOOR SUPPORTING SLAT-PARVIALATTIA TUKILISTA -LOFTGOLVLIST 	2	43x43	1320		
BB1	COUNTERFLOOR HOLDING BOARDS-ROSSIPOHJAA KANNATTELEVAT LAUDAT-BRÄDER SOM HALLER TROSSBOTTEN 	2	120x19	4270		
BB2	COUNTERFLOOR HOLDING BOARDS-ROSSIPOHJAA KANNATTELEVAT LAUDAT-BRÄDER SOM HALLER TROSSBOTTEN 	10	90x19	4270		
RB5	PURLINS - KATTO - ORRET - TAKASAR 450 3274 	2	68x190	3829		
RB1	PURLINS - KATTO - ORRET - TAKASAR 450 3274 	2	68x190	3829		
RB3	PURLINS - KATTO - ORRET - TAKASAR 450 3274 	1	68x190	3829		
RB6	PURLINS - KATTO - ORRET - TAKASAR 2296 450 	2	68x190	2851		
RB2	PURLINS - KATTO - ORRET - TAKASAR 2296 450 	2	68x190	2851		
RB4	PURLINS - KATTO - ORRET - TAKASAR 2296 450 	1	68x190	2851		
F1	FLOORBOARD - LATTIALAUTA - GOLVBRÄDE  114 or-tai-eller 88	37+1 48+1	114x28 88x28	3270		
F2	FLOORBOARD - LATTIALAUTA - GOLVBRÄDE  114 or-tai-eller 88	37+1 48+1	114x28 88x28	2290		
L1	LOFT BOARD - PARVIALATTIA - LOFTGOLV  114 or-tai-eller 88	21+1 28+1	114x19 88x19	4135		
R1	ROOFBOARD - KATTOLAUTA - TAKBRÄDE  114 or-tai-eller 88	118+2 154+2	114x19 88x19	2750		
FF1	SKIRTING SLAT - LATTIALISTA - GOLVLIST 		19x35	47 m		
GB1	GABLE BOARD - KAAPELILAUTA - GAVELBRÄDA 2800 2753 	4	19x120	2800		
GS1	BOARD MATCHING WITH GABLE BOARD-KAAPELILAUTA VASTAVA LAUTA-BRÄDA OVANPÅ GAVELBRÄDA 	4	19x70	2800		
EB1	EAVE BOARD - RÄYSTÄSLAUTA - TAKFOTBRÄDE 	4	19x90	3340		
ES1	EAVE SLAT - RÄYSTÄSLISTA - TAKFOTLIST 	4	30x40	3340		
House	P5843-70 Blind	Material	File	P5843-70 Blind.dwg	Sheet	16

Pos	P5843-70 Blind		Pcs. St.	Profil(e) (mm)	L (mm)		
DB1	DECORATIVE - KORISTE - PRYDNADS		2	19x90	200		
CDB1	CORNER DECORATION BOARD- HÖRN DEKORATION BRÄDE		22	120x19	2790		
CDB2	CORNER DECORATION BOARD- HÖRN DEKORATION BRÄDE		3	90x19	2790		
CDB3	CORNER DECORATION BOARD- HÖRN DEKORATION BRÄDE		16	70x19	2790		
WF1	SIDEWALL SKIRTING SLAT-KATTOLISTA-PÄÄDYT -TAKLIST-GAVLAR		2	19x90	3270		
WF2	SIDEWALL SKIRTING SLAT-KATTOLISTA-PÄÄDYT -TAKLIST-GAVLAR		2	19x90	2292		
WF3	SIDEWALL SKIRTING SLAT-KATTOLISTA-PÄÄDYT -TAKLIST-GAVLAR		4	19x90	448		
DT1	DOOR ASSEMBLING PROFILE-OVEN ASENNUSPROFIILI -DÖRR MONTERINGSPROFIL		4	43x70	1990		
FLT1	ASSEMBLING PROFILE-ASENNUSPROFIILI-MONTERINGSPROFIL		2	25x19	780		
SJ1	SCREW JOINT-KIERRETANKO-GÄNGSTAPP		6	ØM10	2770		
RCM	ROOFBEAMS CONNECTING METAL-METALL FÖR SAMMANFOGNING AV TAKASAR-KATTO-ORRE YHTEENLITYSMETALLT		5	Ø6	200		
WCM	WALLBEAMS CONNECTING METAL-METALLPLATTA FÖR SAMMANFOGNING AV VÄGGEN BALKAR-SEINÄPALKKEJA METALLISET YHTEENLIITYMISLAATAT		4	50	50		
	NAILS-NAULAT-SPIKAR FOR-VARTEN-FÖR	FF1		110	Ø2.0	40	
	NAILS-NAULAT-SPIKAR FOR-VARTEN-FÖR	F1, F2, L1, R1, BB1, BB2		1600	Ø2.5	60	
	SCREWS-RUUVIT-SKRUVAR FOR-VARTEN-FÖR	WCM, CDB3		100	Ø3.5	35	
	SCREWS-RUUVIT-SKRUVAR FOR-VARTEN-FÖR	GB1, GS1, EB1, ES1, DB1 CDB1, CDB2, WF1, WF2, WF3		300	Ø4.5	50	
	SCREWS-RUUVIT-SKRUVAR FOR-VARTEN-FÖR	FS1, FS2, LB1		50	Ø4.5	70	
	SCREWS-RUUVIT-SKRUVAR FOR-VARTEN-FÖR	001, 014, 016 FB1, FB2, FB3, FB4, FB5, FB6		80	Ø4.5	90	
	SCREWS-RUUVIT-SKRUVAR FOR-VARTEN-FÖR	FB2, FB4, FB6		60	Ø5.0	120	
	SCREWS-RUUVIT-SKRUVAR FOR-VARTEN-FÖR	RB1, RB2, RB3, RB4, RB5, RB6		20	Ø6.0	160	
LD1	LADDER-TIKAPUUT-STEGE		1	700	2760		
House	P5843-70 Blind		Material	File	P5843-70 Blind.dwg	Sheet	17

Pos	P5843-70 Blind	Pcs. St.	Profil(e) (mm)	L (mm)
D1	DÖRR-OVI-DÖRR (left-jäljellä-vänster) AST 1000 	2 2 2	1000	1990
FL1	FRAME AROUND LOFT ENTRANCE 1190 	1	1190	780
House	P5843-70 Blind	Material	File	18

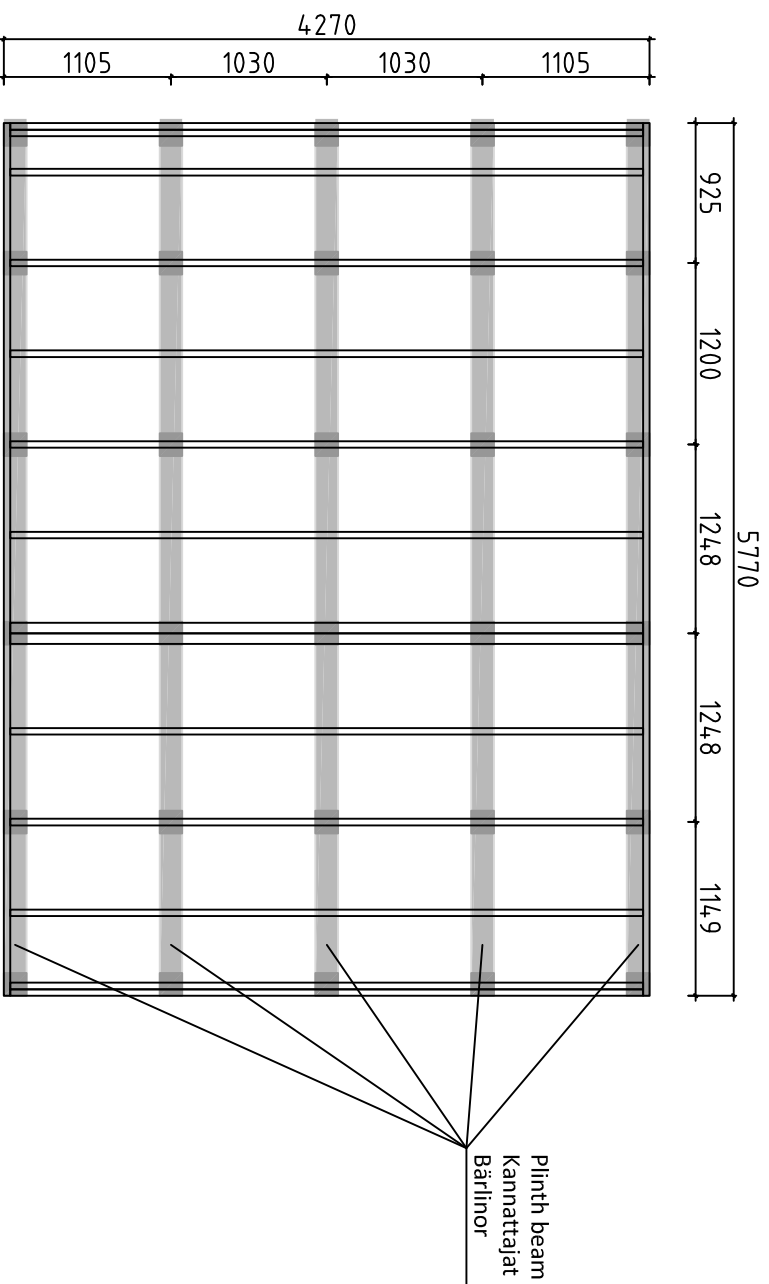


Detta är ett förslag för hur man kan placera plintarna (100-200 mm i diameter) för golvbjälklaget. Golvbjälkarna är med i byggsatsen, men inte plintarna. Använder man exempelvis 500-600mm långa murblock så kan man halvera antalet punkter. Lägg fuktskyddande papp mellan betong och trä

Tämä on ehdotus siitä, miten (100-200 mm läpimittaiset) jalat voidaan sijoittaa alapohjaa varten. Lattiapalkit ovat rakennussarjassa, mutta jalat ei ole. Kun käytetään esimerkiksi 500-600 mm pitkiä harkkoja, voidaan pisteiden määrä puoltaa. Aseta betonin ja puun väliin kosteudelta suojaava pahvi

A proposal for placing plinths (100-200 mm in diameter) for floor beams. Floor beams are provided in the kit but plinths are not included. For example, by using 500-600 mm long masonry units, one can reduce the number of points 50%. Place cardboard between the concrete and wood to protect from moisture

House	P5843-70 Blind	Sheet	19
Drawing	FOUNDATION PLAN - PLINTPLAN	Scale	1:50
Material		Date	15.12.2016
Drawer	RP	File	P5843-70 Blind Foundation.dwg



Förslag på alternativ plintplan med bärlnor och plintar. Bärlnor 45x95 eller 45x120 och plintar ca 100-200 mm i diameter. (Bärlnor och plintar ingår ej i leveransen). Används exempelvis murblock, (ingår ej i leveransen) istället för plintar, kan man lägga bärlnorra platt mot dessa och på det sättet minska höjden på konstruktionen. I denna konstruktion kan man dessutom lägga en "boardskiva" mellan bärlnorra och golvbjälkarna och på det sättet bära upp bjälklagsisoleringen. Lagg fuktskyddande papp mellan betong och trä

Endotus valtoehtoisestä jalustasta kannattajilla ja jalolla. Kannattajat 45x95 tai 45x120 ja jalat läpimitataan n. 100-200 mm (kannattajat ja jalat ei ole toimituksessa). Käytettäessä esimerkiksi harkkoja (ei kuulu toimitukseen) jalkojen sijasta, voi kannattajat asettaa lappeelleen niitä vasten ja sillä tavoin vähentää rakenteen korkeutta. Tässä rakenteessa voi lisäksi asettaa levyä kannattajien ja lattiapalkkien väliin ja sillä tavoin kannattaa alapohjan eristystä. Aseta betonin ja puun väliin kosteudelta suojaava pähvi

A proposal for alternative plinth beam layout plan. Plinth beams 45x95 or 45x120 and plinths ca 100-200 mm in diameter (plinth beams and plinths are not included in the kit). For example, by using masonry units (not included in the kit) instead of plinths, one can lay plinth beams flat against the masonry units and in that way reduce the height of the structure. In this construction one can also add "plywood board" between plinth beams. Place cardboard between the concrete and wood to protect from moisture

House	P5843-70 Blind	Sheet	20
Drawing	FOUNDATION PLAN - PLINTPLAN	Scale	1:50
Material		Date	15.12.2016
Drawer	RP	File	P5843-70 Blind Foundation.dwg

#001	1,3	5980	2
#002	1,3	5980	36
#003		5980	1
#004	A,C	4480	2
#005	A,C	4480	23
#006	B,C	4480	18
#007	B	4480	1
#008	A,C	3937	2
#009	1,3	3829	2
#010	1,3	3829	2
#011	1,3	2851	2
#012	1,3	2851	2
#013	A,C	2795	2
#014	2	2636	1
#015	2	2636	16
#016	2	2636	1
#017	A,B,C	2565	3
#018	B	1640	2
#019	B	1640	6
#020	A,B,C	1424	3
#021	B	1369	2
#022	B	1367	15
#023	A,B,C	1194	3
#024	B	798	2
#025	B	743	15
#026	B	270	15
#027	A,B,C	224	6
#028	A,B,C	168	12