

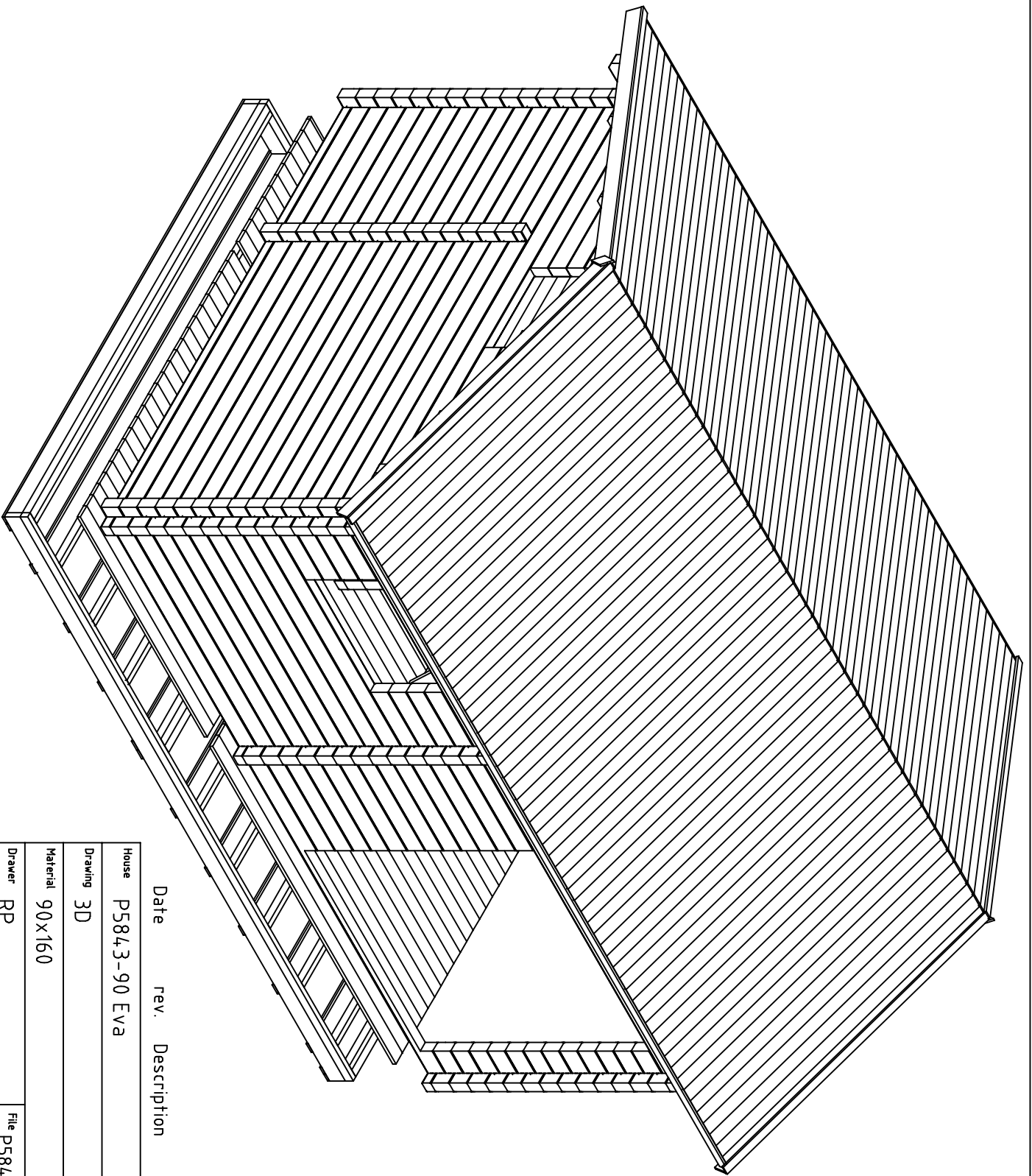
Date rev. Description

House	P5843-90 Eva	Sheet	1
-------	--------------	-------	---

Drawing	3D	Scale	
---------	----	-------	--

Material	90x160	Date	04.12.2017
----------	--------	------	------------

Drawer	RP	File	P5843-90 Eva 3D.dwg
--------	----	------	---------------------



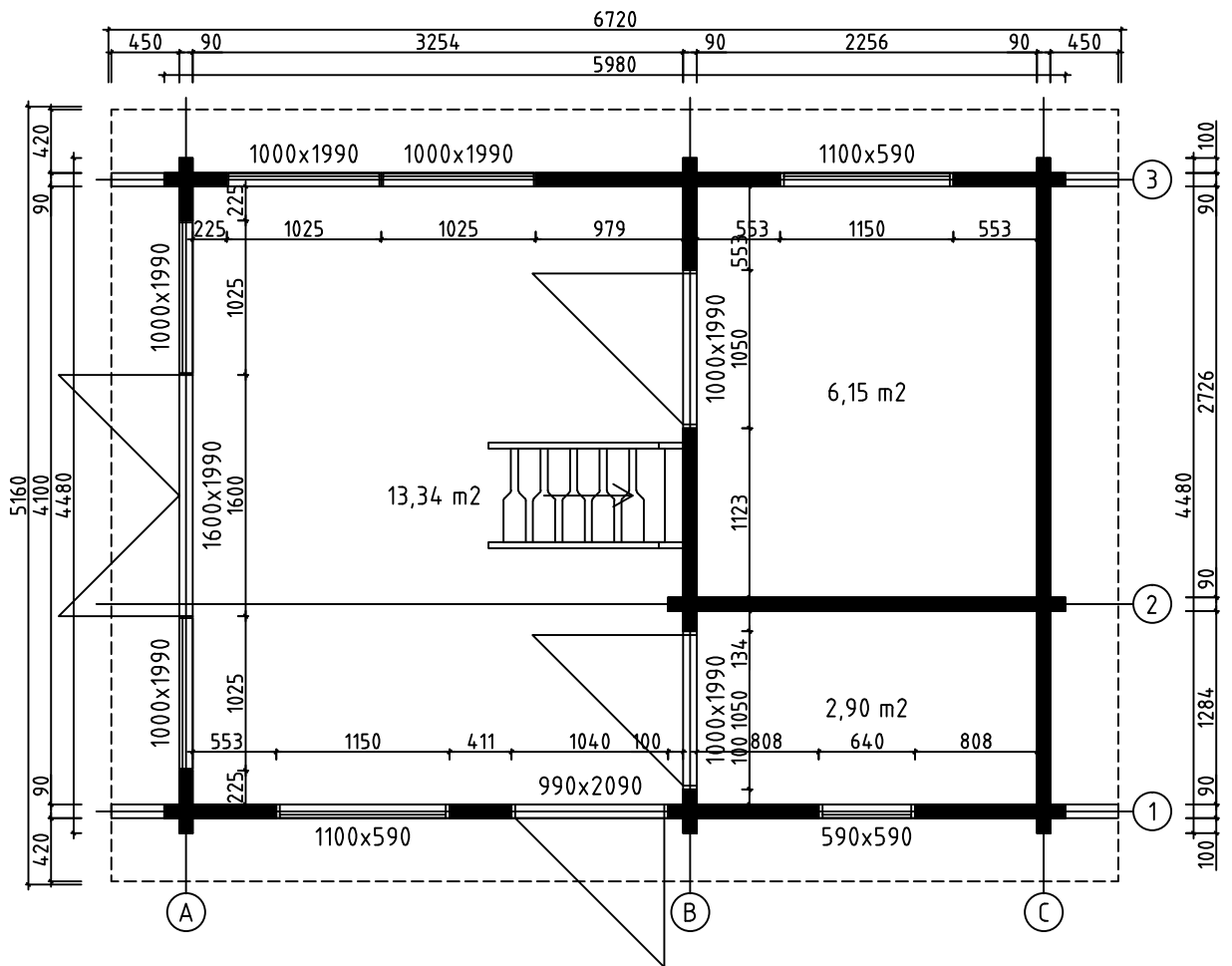
Date rev. Description

House	P5843-90 Eva	Sheet	2
-------	--------------	-------	---

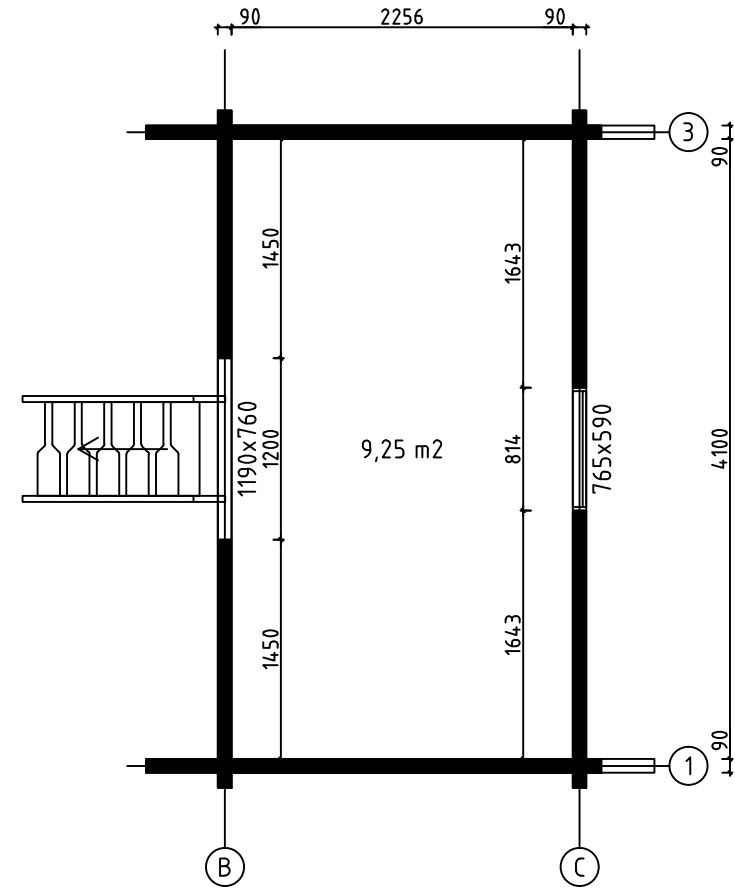
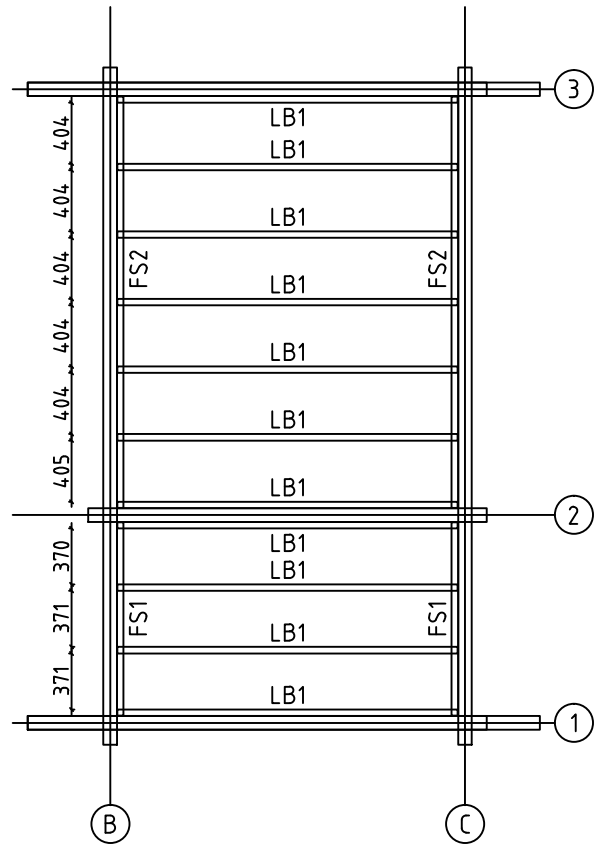
Drawing	3D	Scale	
---------	----	-------	--

Material	90x160	Date	04.12.2017
----------	--------	------	------------

Drawer	RP	File	P5843-90 Eva 3D.dwg
--------	----	------	---------------------

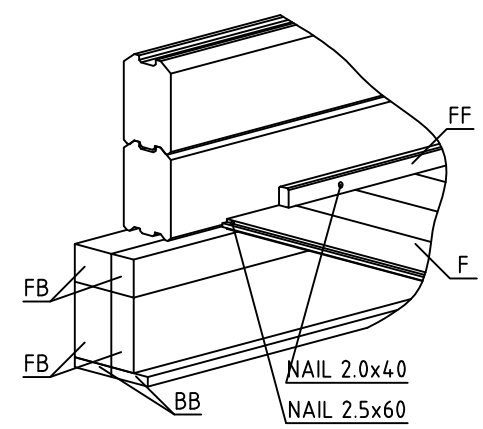
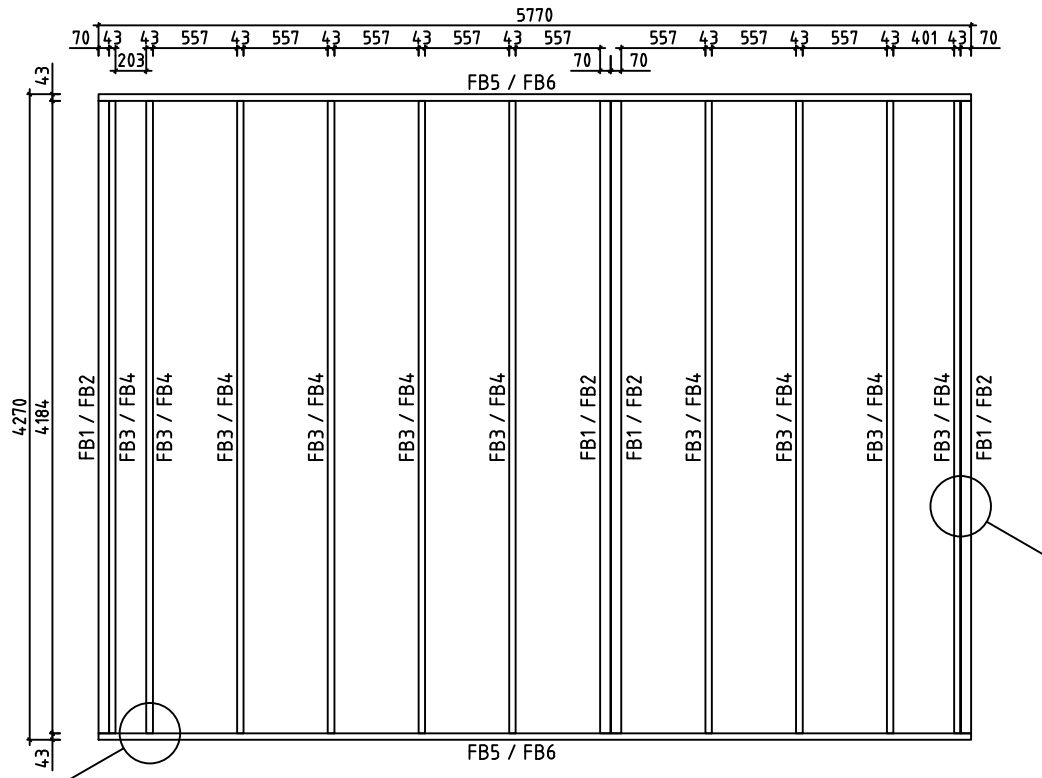
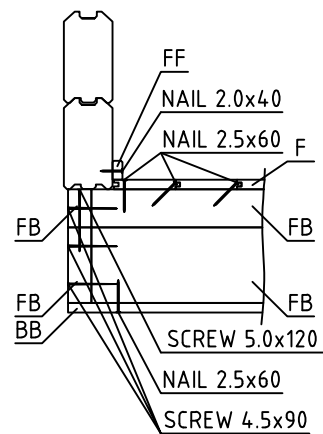


House	P5843-90 Eva	Sheet	3
Drawing	PLAN-SUUNNITELMA-PLANEN	Scale	1:50
Material	90x160	Date	04.12.2017
Drawer	RP	File	P5843-90 Eva.dwg

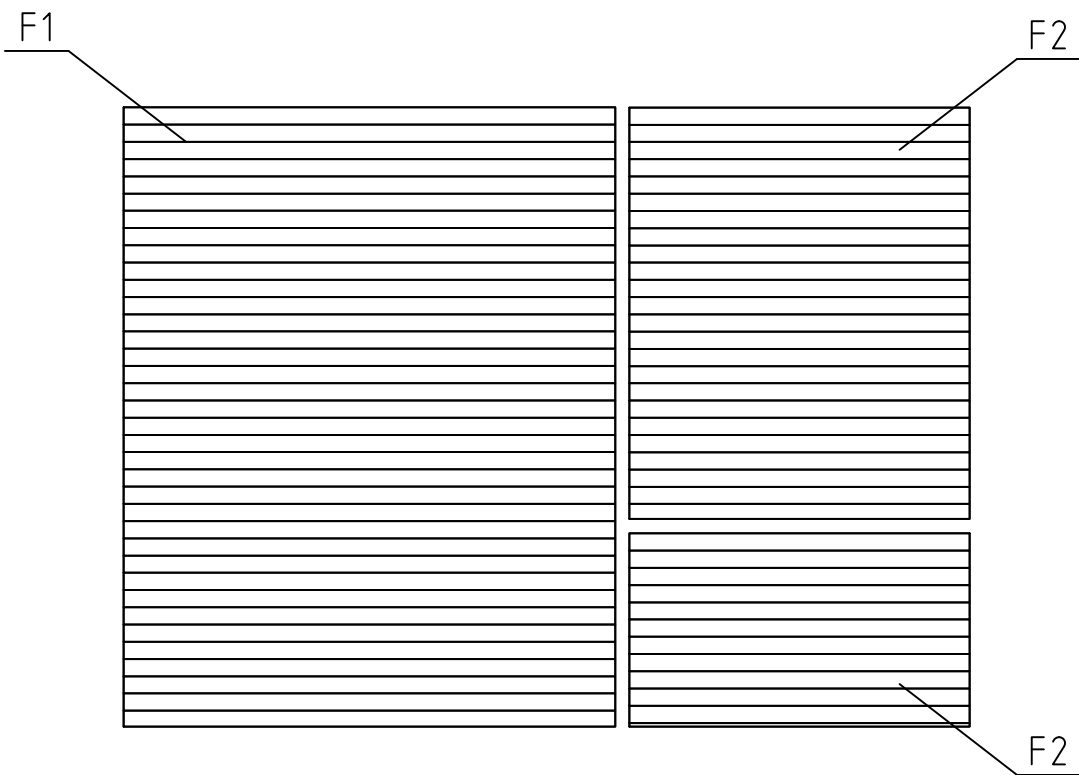


LOFT FLOOR BEAMS - PARVIA LATTIAPALKIT - LOFT GOLVBJÄLKAR

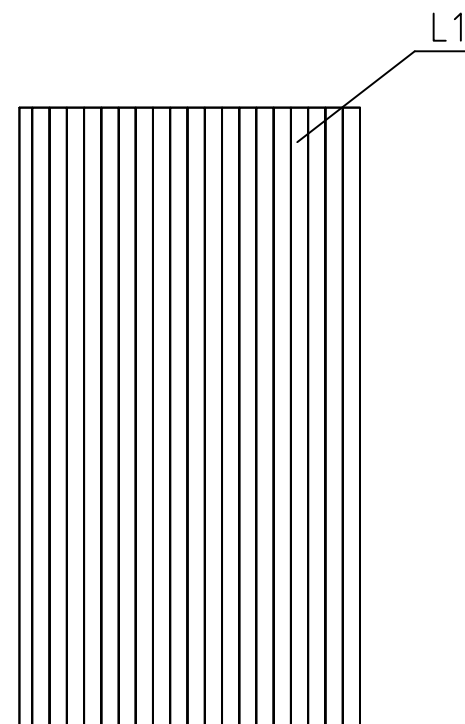
House	P5843-90 Eva	Sheet	4
Drawing	LOFT FLOOR - PARVIA LATTIA - LOFT GOLV	Scale	1:50
Material	43x43, 43x140 90x160	Date	04.12.2017
Drawer	RP	File	P5843-90 Eva.dwg



House	P5843-90 Eva	Sheet	5
Drawing	FLOORBEAMS-LATTIAPALKIT-GOLVBJÄLKAR	Scale	1:50
Material	70x140, 70x70, 43x140, 43x70	Date	04.12.2017
Drawer	RP	File	P5843-90 Eva.dwg

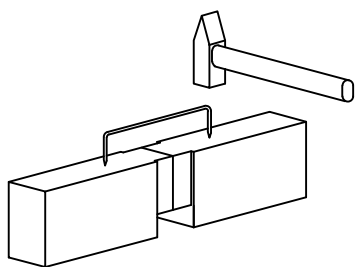
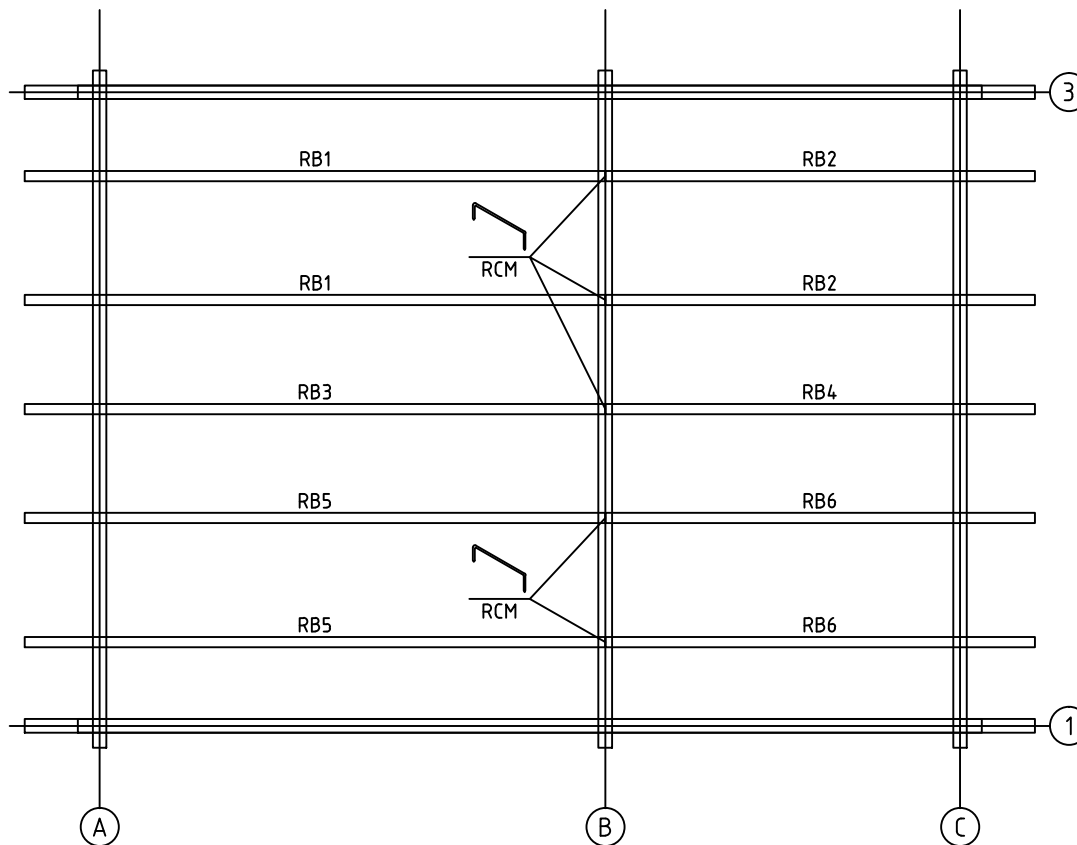


FLOORBOARD-LATTIALAUTA-GOLVBRÄDE

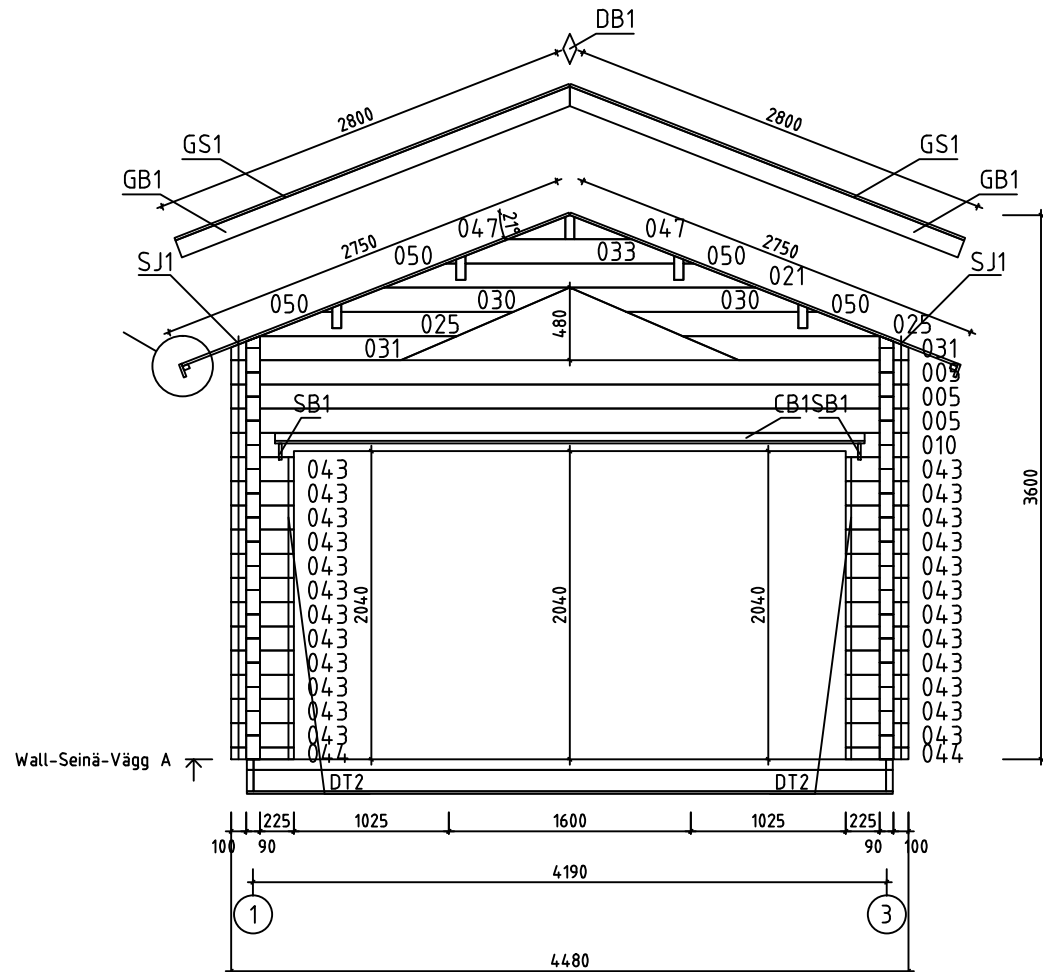
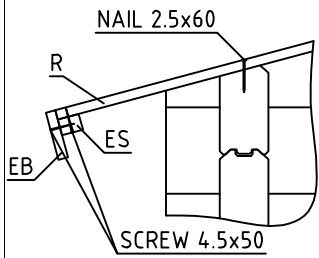


LOFT FLOORBOARD - PARVIA LATTIALATTIA - LOFT GOLVBRÄDE

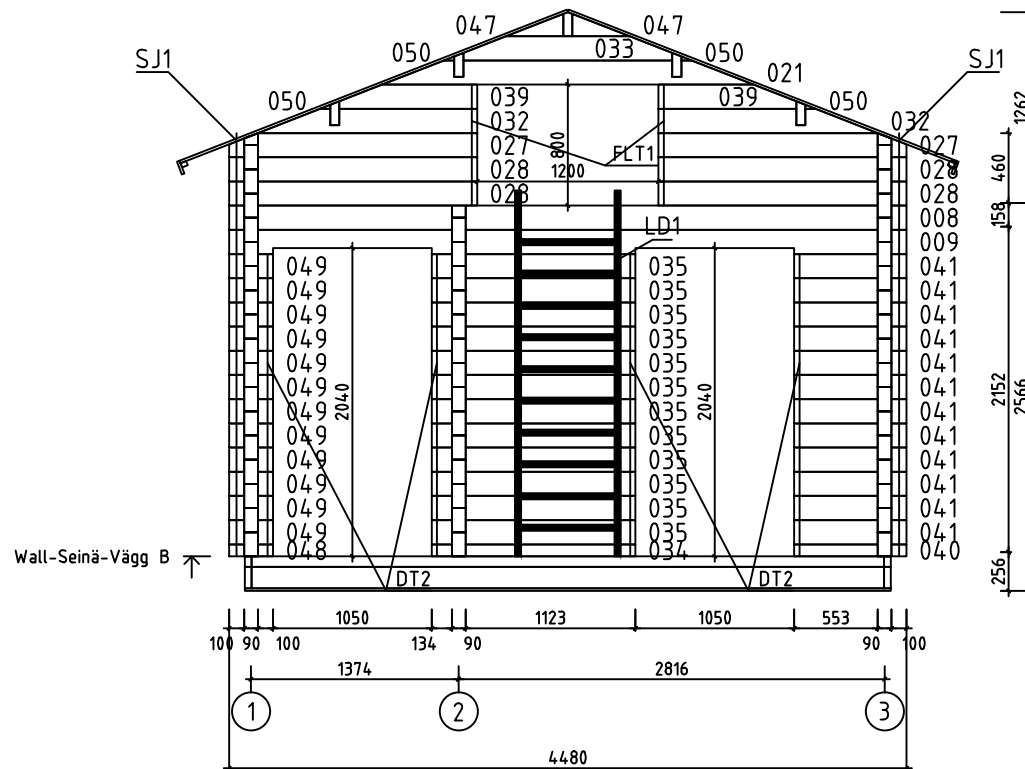
House	P5843-90 Eva	Sheet	6
Drawing	FLOORBOARD-LATTIALAUTA-GOLVBRÄDE	Scale	1:50
Material	28x114, 18x114	Date	04.12.2017
Drawer	RP	File	P5843-90 Eva.dwg



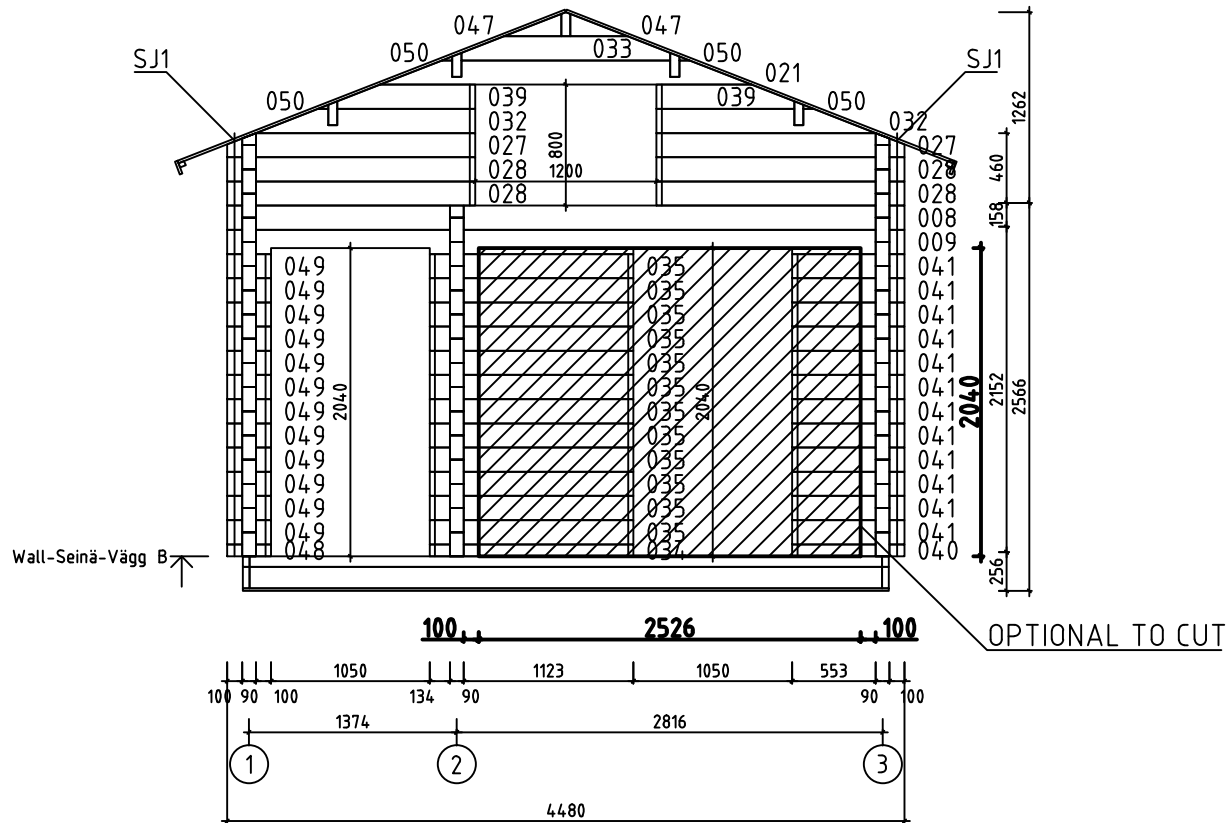
House	P5843-90 Eva	Sheet	7
Drawing	PURLINS-KATTO-ORRET-TAKÅSAR	Scale	1:50
Material	68x190	Date	04.12.2017
Drawer	RP	File	P5843-90 Eva.dwg



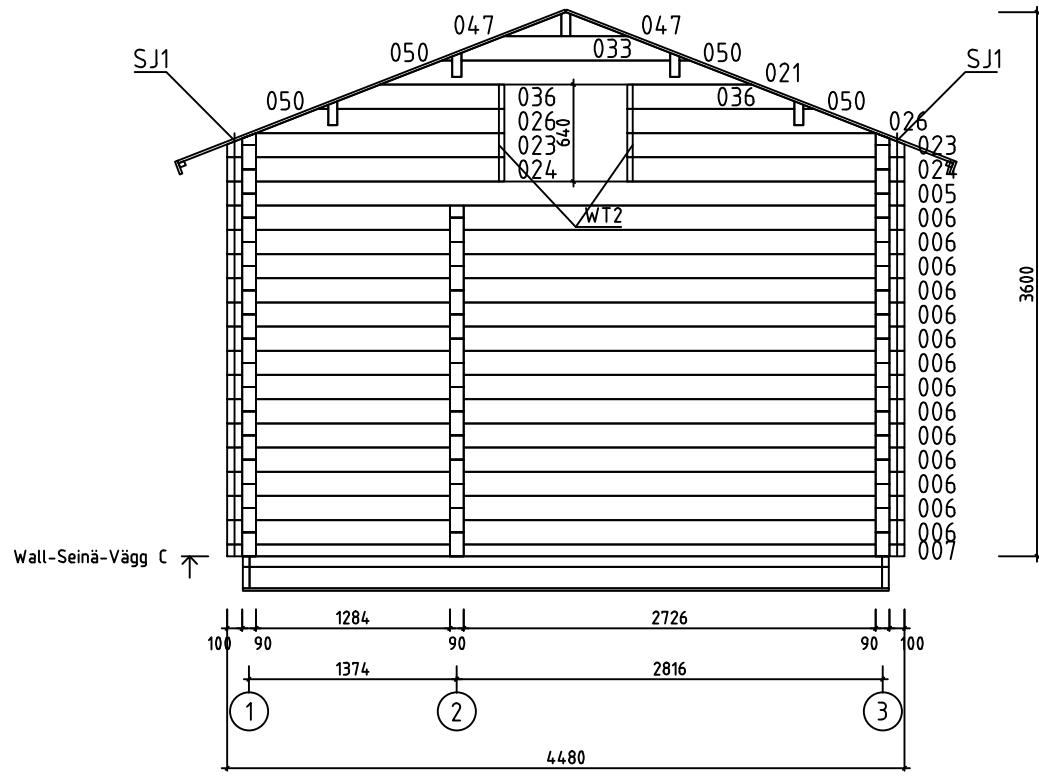
House	P5843-90 Eva	Sheet	8
Drawing	WALL-SEINÄ-VÄGG A	Scale	1:50
Material	90x160	Date	04.12.2017
Drawer	RP	File	P5843-90 Eva.dwg



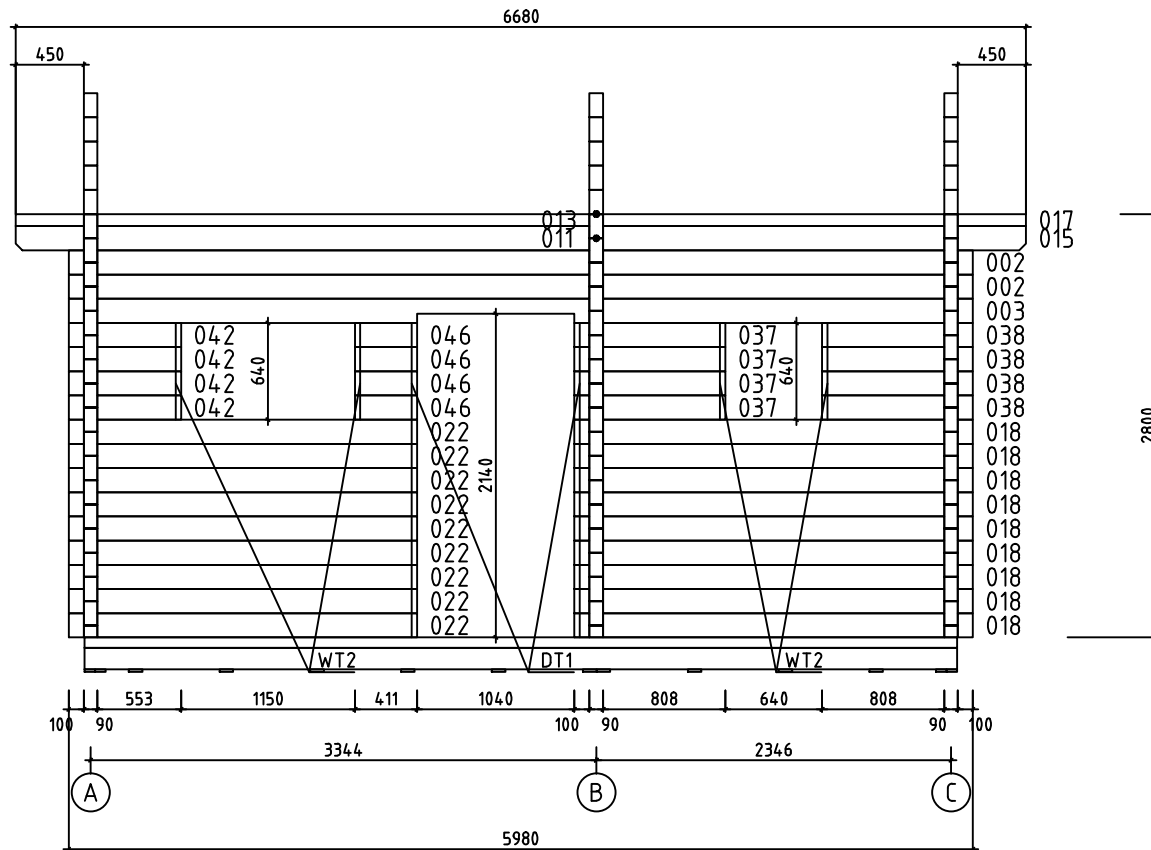
House	P5843-90 Eva	Sheet	9
Drawing	WALL-SEINÄ-VÄGG B	Scale	1:50
Material	90x160	Date	04.12.2017
Drawer	RP	File	P5843-90 Eva.dwg



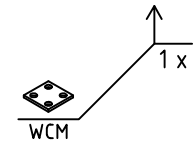
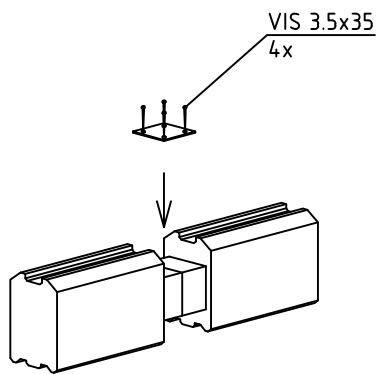
House	P5843-90 Eva	Sheet	9A
Drawing	WALL-SEINÄ-VÄGG B	Scale	1:50
Material	90x160	Date	04.12.2017
Drawer	RP	File	P5843-90 Eva Optional.dwg



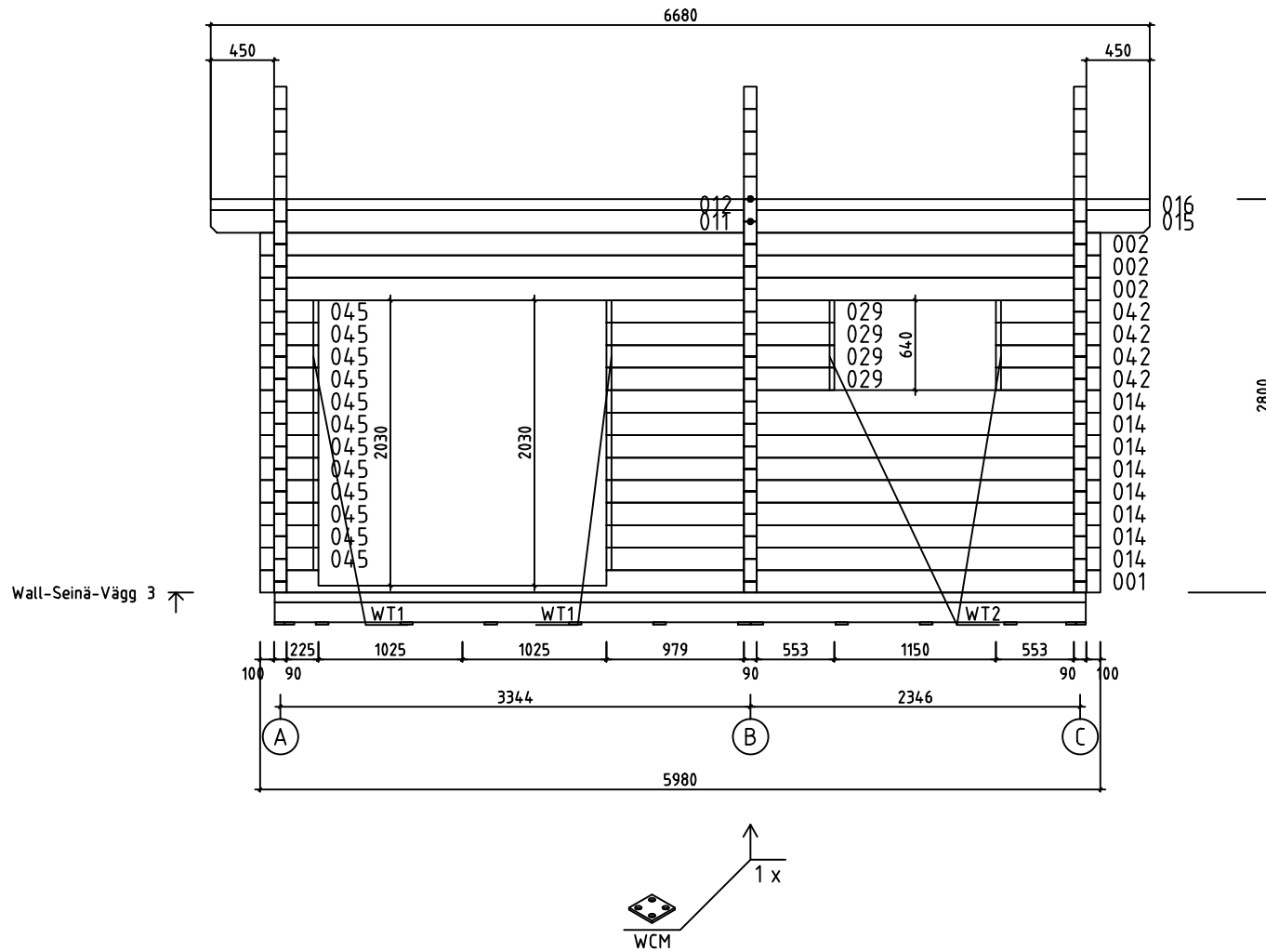
House	P5843-90 Eva	Sheet	10
Drawing	WALL-SEINÄ-VÄGG C	Scale	1:50
Material	90x160	Date	04.12.2017
Drawer	RP	File	P5843-90 Eva.dwg



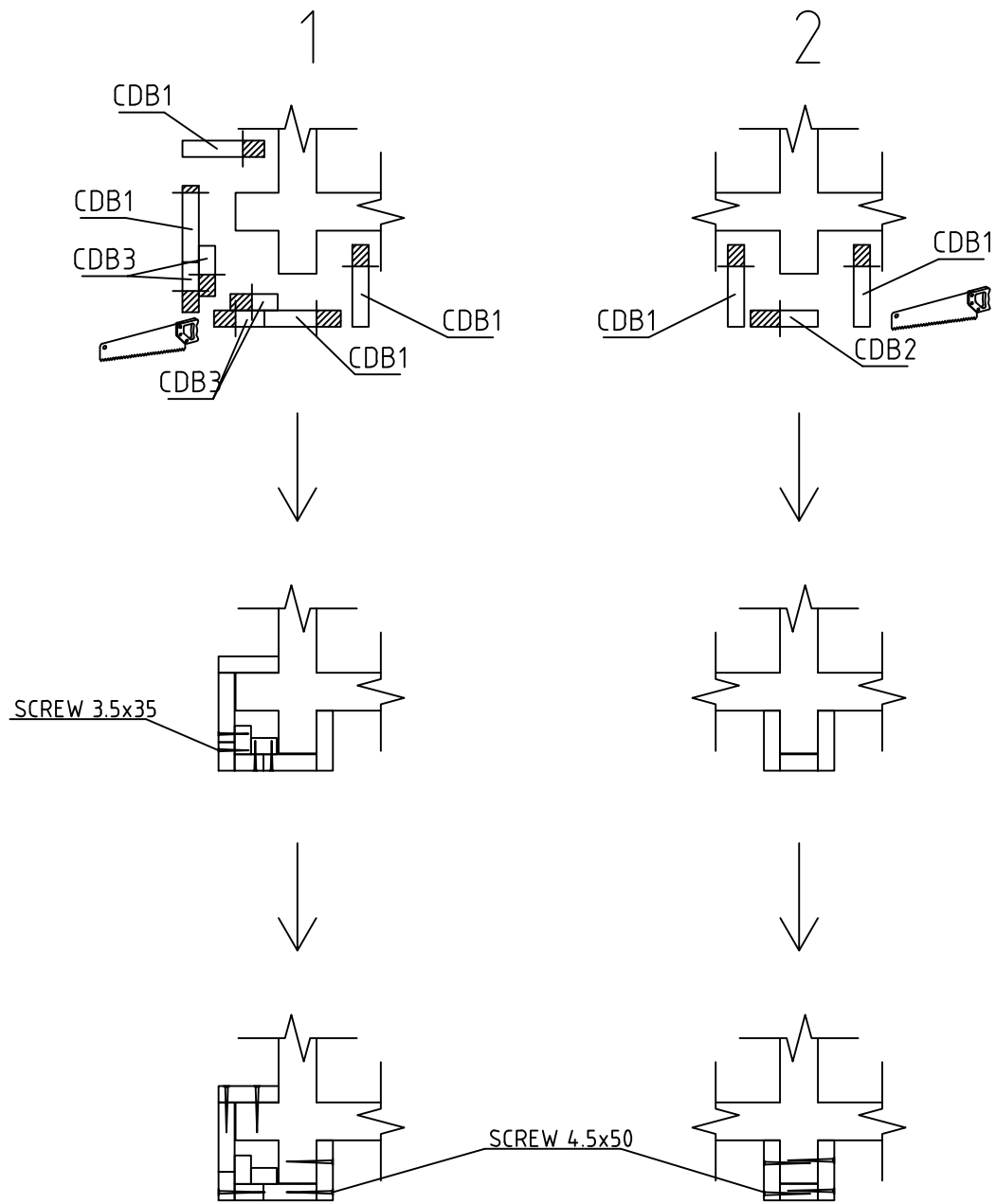
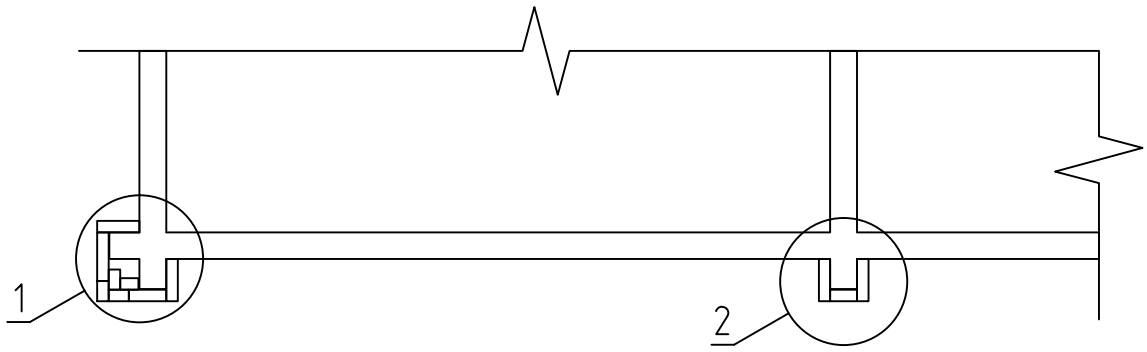
Wall-Seinä-Vägg 1 ↗




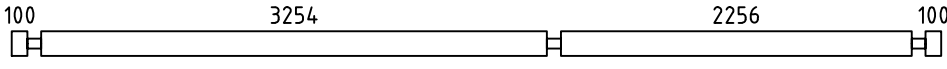
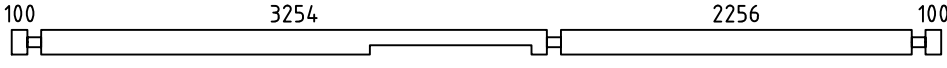
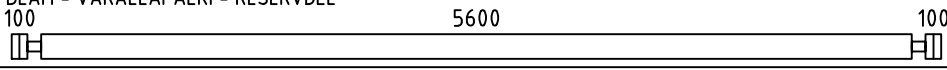

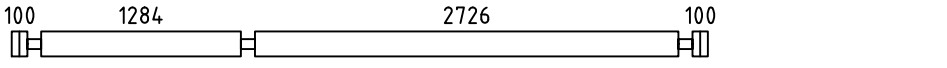
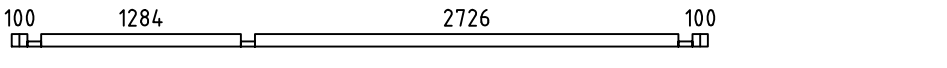
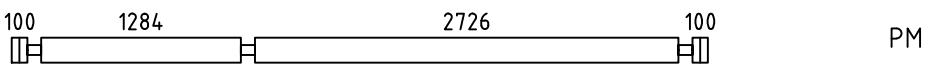
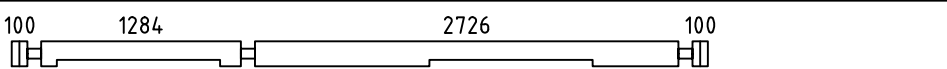





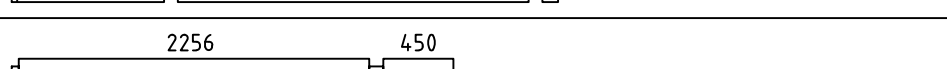


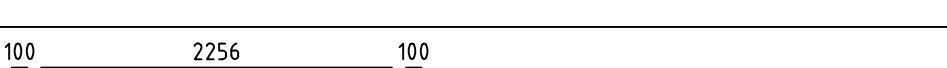

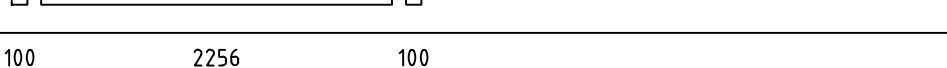
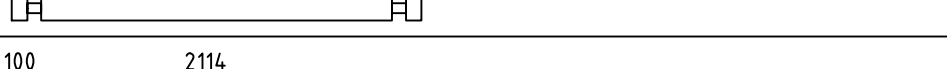




House	P5843-90 Eva	Sheet	11
Drawing	WALL-SEINÄ-VÄGG 1	Scale	1:50
Material	90x160	Date	04.12.2017
Drawer	RP	File	P5843-90 Eva.dwg

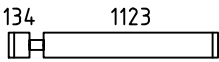
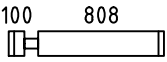
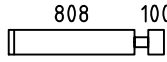
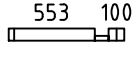
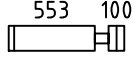
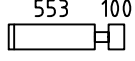






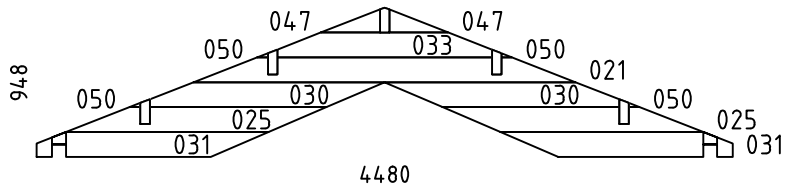
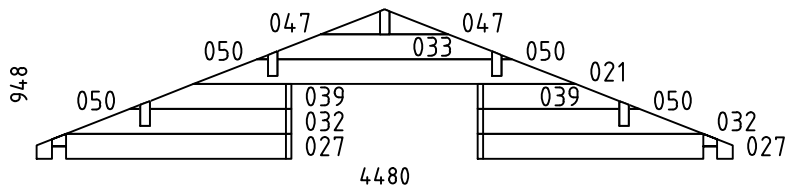
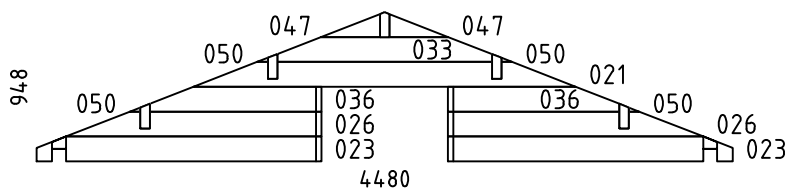



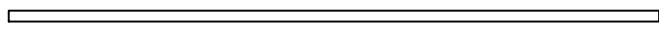













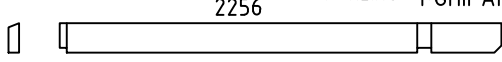







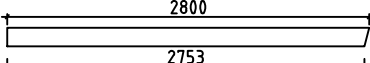





House	P5843-90 Eva	Sheet	13
Drawing	WALL-SEINÄ-VÄGG 3	Scale	1:50
Material	90x160	Date	04.12.2017
Drawer	RP	File	P5843-90 Eva.dwg





















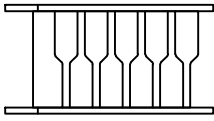


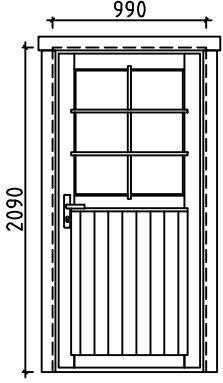
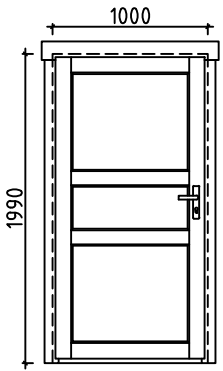
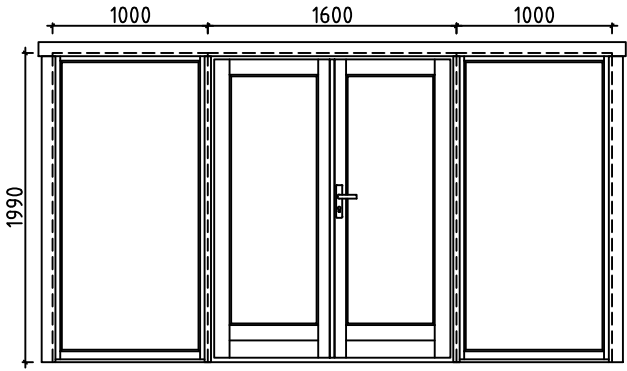
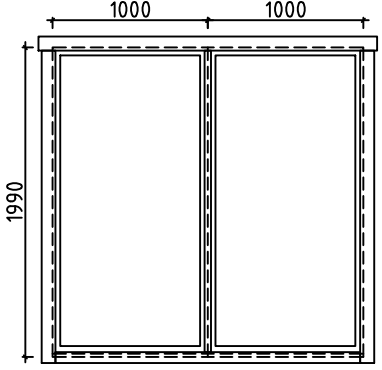
House	P5843-90 Eva	Sheet	14
Drawing	CORNER DECORATION - HÖRN DEKORATION	Scale	1:50
Material		Date	04.12.2017
Drawer	RP	File	P5843-90 Eva.dwg

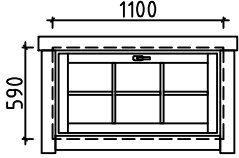
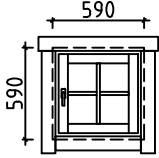
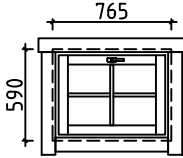
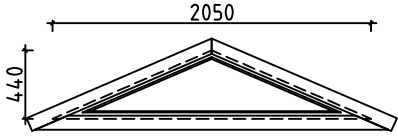
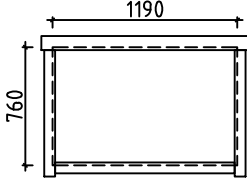
Pos	P5843-90 Eva	Pcs. St.	Profil(e) (mm)	L (mm)
001		1	90x160	5980
002		5	90x160	5980
003		1	90x160	5980
004	SPARE BEAM - VARALLAPALKI - RESERVDEL 	1	90x160	5980
005		4	90x160	4480
006		14	90x160	4480
007		1	90x80	4480
008		PM 1	90x160	4480
009		1	90x160	4480
010		1	90x160	4480
011		2	90x160	3839
012		1	90x80	3839
013		1	90x80	3839
014		8	90x160	3515
015		2	90x160	2841
016		1	90x80	2841
017		1	90x80	2841
018		9	90x160	2636
019		1	90x80	2636
020		14	90x160	2636
022		9	90x160	2304
024		2	90x160	1833
028		4	90x160	1640
029		4	90x160	1622
034		1	90x80	1347

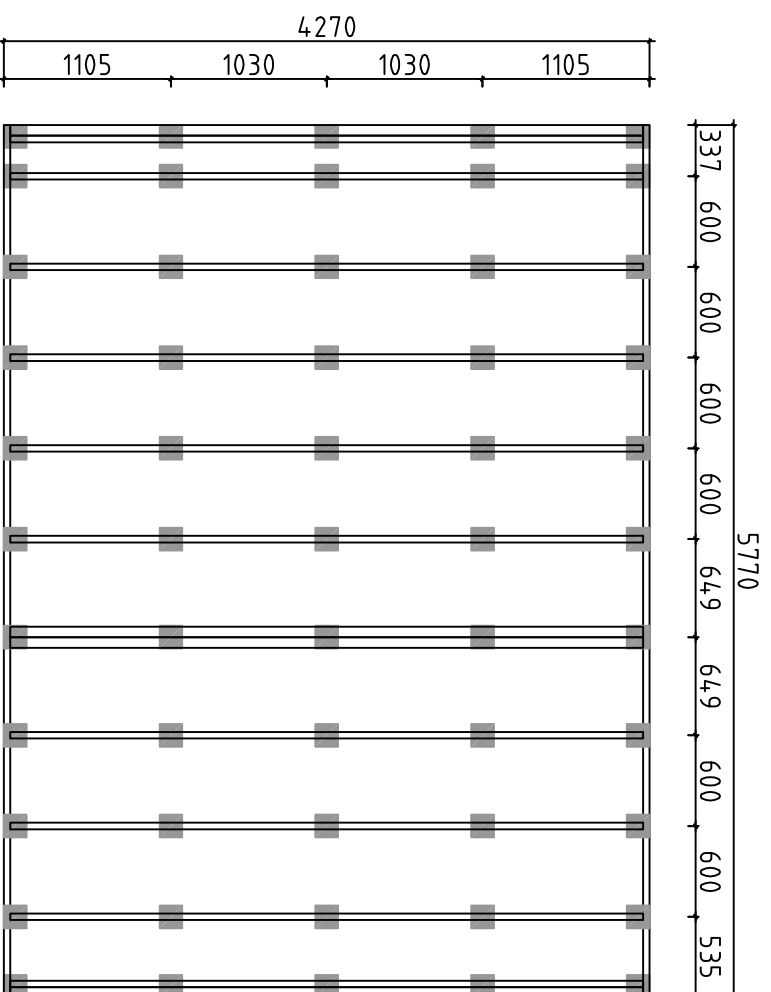
Pos	P5843-90 Eva	Pcs. St.	Profil(e) (mm)	L (mm)		
035		12	90x160	1347		
037		4	90x160	998		
038		4	90x160	998		
040		1	90x80	743		
041		12	90x160	743		
042		8	90x160	743		
043		24	90x160	415		
044		2	90x80	415		
045		12	90x160	415		
046		4	90x160	411		
048		1	90x80	290		
049		12	90x160	290		
WA-1		1	90x948	4480		
WB-1		1	90x948	4480		
WC-1		1	90x948	4480		
HB	HIT BLOCK-ASENNUSPALKI-SLAG BRÄDA 	2	90x160	300		
LB1	LOFT FLOOR BEAMS-PARVIAPALKIT-LOFTBJÄLKAR 	11	43x140	2250		
FB1	FLOORBEAMS - LATTIAPALKIT - GOLVBJÄLKAR 	4	70x140	4184		
FB2	FLOORBEAMS - LATTIAPALKIT - GOLVBJÄLKAR 	4	70x70	4184		
House	P5843-90 Eva	Material	File	P5843-90 Eva.dwg	Sheet	16

Pos	P5843-90 Eva			Pcs. St.	Profil(e) (mm)	L (mm)		
FB5	FLOORBEAMS - LATTIAPALKIT - GOLVBJÄLKAR 			2	43x140	5770		
FB3	FLOORBEAMS - LATTIAPALKIT - GOLVBJÄLKAR 			10	43x140	4184		
FB6	FLOORBEAMS - LATTIAPALKIT - GOLVBJÄLKAR 			2	43x70	5770		
FB4	FLOORBEAMS - LATTIAPALKIT - GOLVBJÄLKAR 			10	43x70	4184		
BB2	COUNTERFLOOR HOLDING BOARDS - ROSSIPOHJAA KANNATTELEVAT LAUDAT - BRÄDER SOM HALLER TROSSBOTTEN 			10	90x18	4270		
BB1	COUNTERFLOOR HOLDING BOARDS - ROSSIPOHJAA KANNATTELEVAT LAUDAT - BRÄDER SOM HALLER TROSSBOTTEN 			4	70x18	4270		
FS2	SLEEPING FLOOR SUPPORTING SLAT - PARVIALATTIA TUKILISTA - LOFTGOLVLIST 			2	43x43	2720		
FS1	SLEEPING FLOOR SUPPORTING SLAT - PARVIALATTIA TUKILISTA - LOFTGOLVLIST 			2	43x43	1280		
RB5	PURLINS - KATTO-ORRET - TAKASAR 			2	68x190	3839		
RB1	PURLINS - KATTO-ORRET - TAKASAR 			2	68x190	3839		
RB3	PURLINS - KATTO-ORRET - TAKASAR 			1	68x190	3839		
RB6	PURLINS - KATTO-ORRET - TAKASAR 			2	68x190	2841		
RB2	PURLINS - KATTO-ORRET - TAKASAR 			2	68x190	2841		
RB4	PURLINS - KATTO-ORRET - TAKASAR 			1	68x190	2841		
F1	FLOORBOARD - LATTIALAUTA - GOLVBRÄDE  114 or-tai-eller 88			36+1 47+1	28x114 28x88	3250		
F2	FLOORBOARD - LATTIALAUTA - GOLVBRÄDE  114 or-tai-eller 88			36+1 47+1	28x114 28x88	2250		
L1	LOFT BOARD - PARVIALATTIA - LOFTGOLV  114 or-tai-eller 88			20+1 26+1	18x114 18x88	4095		
R1	ROOFBOARD - KATTOLAUTA - TAKBRÄDE  114 or-tai-eller 88			118+2 154+2	18x114 18x88	2750		
FF1	SKIRTING SLAT - LATTIALISTA - GOLVLIST 				18x35	45m		
GB1	GABLE BOARD - KAAPELILAUTA - GAVELBRÄDA 			4	18x120	2800		
GS1	BOARD MATCHING WITH GABLE BOARD - KAAPELILAUTA VASTAVA LAUTA - BRÄDA OVANPÅ GAVELBRÄDA 			4	18x70	2800		
EB1	EAVE BOARD - RÄYSTÄSLAUTA - TAKFOTBRÄDE 			4	18x90	3340		
ES1	EAVE SLAT - RÄYSTÄSLISTA - TAKFOTLIST 			4	30x40	3340		
DB1	DECORATIVE - KORISTE - PRYDNADS 			2	18x90	200		
CDB1	CORNER DECORATION BOARD - HÖRN DEKORATION BRÄDE 			22	120x18	2790		
House	P5843-90 Eva		Material	File	P5843-90 Eva.dwg		Sheet	17

Pos	P5843-90 Eva		Pcs. St.	Profil(e) (mm)	L (mm)
CDB2	CORNER DECORATION BOARD - HÖRN DEKORATION BRÄDE 		3	90x18	2790
CDB3	CORNER DECORATION BOARD - HÖRN DEKORATION BRÄDE 		16	70x18	2790
CB1	COVERING BOARD - PEITELAUTA - HYLLBRÄDA 		1	18x120	3900
SB1	SUPPORT BOARD - TUKILAUTA - KONSOL 		2	28x85	80
DT1	DOOR ASSEMBLING PROFILE - VEN ASENNUSPROFIILI - DÖRR MONTERINGSPROFIL 		2	90x43	2040
DT2	DOOR ASSEMBLING PROFILE - VEN ASENNUSPROFIILI - DÖRR MONTERINGSPROFIL 		6	90x43	1950
WT1	WINDOW ASSEMBLING PROFILE - IKKUNA ASENNUSPROFIILI - FÖNSTER MONTERINGSPROFIL 		2	90x43	1870
WT2	WINDOW ASSEMBLING PROFILE - IKKUNA ASENNUSPROFIILI - FÖNSTER MONTERINGSPROFIL 		8	90x43	590
FLT1	ASSEMBLING PROFILE-ASENNUSPROFIILI-MONTERINGSPROFIL 		2	18x25	760
SJ1	SCREW JOINT - KIERRETANKO - GÄNGSTAPP 		6	M10	2770
RCM	ROOFBEAMS CONNECTING METAL - METALL FÖR SAMMANFOGNING AV TAKASAR - KATTO-ORRE YHTEENLITYSMETALLT 		5	∅6.0	200
WCM	WALLBEAMS CONNECTING METAL - METALLPLATTA FÖR SAMMANFOGNING AV VÄGGEN BALKAR - SEINÄPALKKEJA METALLISET YHTEENLIITYMISLAATAT 		2	60	60
	NAILS-NAULAT-SPIKAR FOR-VARTEN-FÖR	FF1 	110	∅2.0	40
	NAILS-NAULAT-SPIKAR FOR-VARTEN-FÖR	F1, F2, L1, R1, BB1, BB2 	1600	∅2.5	60
	SCREWS-RUUVIT-SKRUVAR FOR-VARTEN-FÖR	WCM, CDB3 	100	∅3.5	35
	SCREWS-RUUVIT-SKRUVAR FOR-VARTEN-FÖR	GB1, GS1, EB1, ES1, DB1, CB, CDB1, CDB2 	280	∅4.5	50
	SCREWS-RUUVIT-SKRUVAR FOR-VARTEN-FÖR	FS1, FS2, LB1, SB 	50	∅4.5	70
	SCREWS-RUUVIT-SKRUVAR FOR-VARTEN-FÖR	FB1, FB2, FB3, FB4, FB5, FB6 	60	∅4.5	90
	SCREWS-RUUVIT-SKRUVAR FOR-VARTEN-FÖR	007, 012, 013, 016, 017, 019, 034, 040, 044, 048, FB2, FB4, FB6 	80	∅5.0	120
	SCREWS-RUUVIT-SKRUVAR FOR-VARTEN-FÖR	RB1, RB2, RB3, RB4, RB5, RB6 	20	∅6.0	160
LD1	LADDER-TIKAPUUT-STEGE 		1	700	2760
House	P5843-90 Eva	Material	File	P5843-90 Eva.dwg	Sheet 18

Pos	P5843-90 Eva	Pcs. St.	Profil(e) (mm)	L (mm)
D1	DOOR-OVI-DÖRR (right-oikea-höger) ORT_ST 	P 1 1 1 1	990	2090
D2	DOOR-OVI-DÖRR (left-jäljellä-vänster) AST 	V 2 2	1000	1990
D3	DOOR-OVI-DÖRR (right-oikea-höger) ORT_ST	P 1	1600	1990
W1	WINDOW-IKKUNAN-FÖNSTER ORT_ST_K 	2 1 1 1	1000	1990
W2	WINDOW-IKKUNAN-FÖNSTER ORT_ST_K 	2	1000	1990
House P5843-90 Eva		Material	File P5843-90 Eva.dwg	Sheet 19

Pos	P5843-90 Eva	Pcs. St.	Profil(e) (mm)	L (mm)
W3	WINDOW-IKKUNAN-FÖNSTER ORT_ST_SU 	P 2 2 2 2	1100	590
W4	WINDOW-IKKUNAN-FÖNSTER (right-oikea-höger) ORT_ST 	P 1 1 1 1	590	590
W5	WINDOW-IKKUNAN-FÖNSTER ORT_ST_SU 	1 1 1 1	765	590
W6	WINDOW-IKKUNAN-FÖNSTER ORT_ST_K 	1	2050	440
FL1	FRAME AROUND LOFT ENTRANCE 	1	1190	760
House P5843-90 Eva		Material	File P5843-90 Eva.dwg	Sheet 20

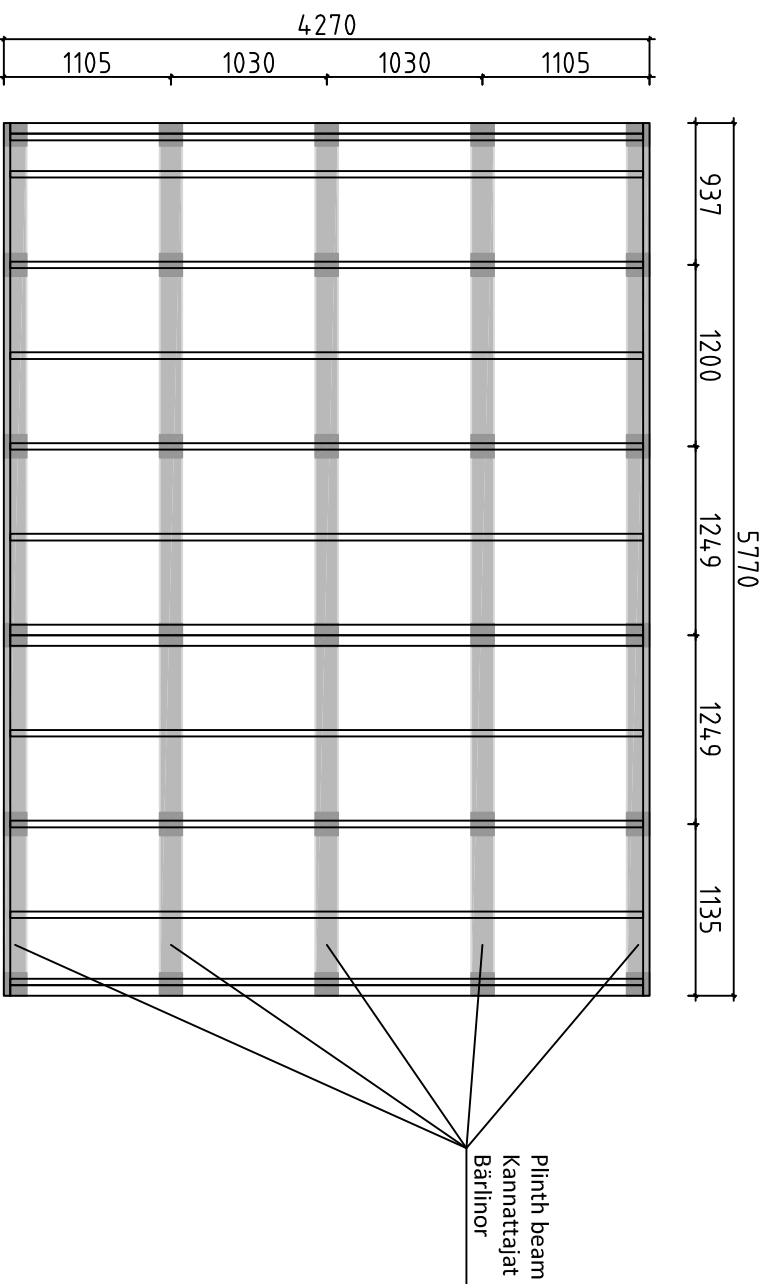


Detta är ett förslag för hur man kan placera plintarna (100-200 mm i diameter) för golvbjälklaget. Golvbjälkarna är med i byggsatsen, men inte plintarna. Använder man exempelvis 500-600mm långa murblock så kan man halvera antalet punkter. Lägg fuktskyddande papp mellan betong och trä

Tämä on ehdotus siitä, miten (100-200 mm läpimittaiset) jalat voidaan sijoittaa alapohjaa varten. Lattiapalkit ovat rakennussarjassa, mutta jalkoja ei ole. Kun käytetään esimerkiksi 500-600 mm pitkiä harkkoja, voidaan pisteiden määrä puoltaa. Aseta betonin ja puun väliin kosteudelta suojaava pahvi

A proposal for placing plinths (100-200 mm in diameter) for floor beams. Floor beams are provided in the kit but plinths are not included. For example, by using 500-600 mm long masonry units, one can reduce the number of points 50%. Place cardboard between the concrete and wood to protect from moisture

House	P5843-90 Eva	Sheet	21
Drawing	FOUNDATION PLAN - PLINTPLAN	Scale	1:50
Material		Date	04.12.2017
Drawer	RP	File	P5843-90 Eva Foundation.dwg



Förslag på alternativ plintplan med bärlnor och plintar. Bärlnor 45x95 eller 45x120 och plintar ca 100-200 mm i diameter. (Bärlnor och plintar ingår ej i leveransen). Används exempelvis murblock, (ingår ej i leveransen) istället för plintar, kan man lägga bärlnorra platt mot dessa och på det sättet minska höjden på konstruktionen. I denna konstruktion kan man dessutom lägga en "boardskiva" mellan bärlnorra och golvbjälkarna och på det sättet bära upp bjälklagsisoleringen. Lagg fuktskyddande papp mellan betong och trä

Endotus valtoehtoisestä jalustasta kannattajilla ja jalolla. Kannattajat 45x95 tai 45x120 ja jalat läpimitataan n. 100-200 mm (kannattajat ja jalat ei ole toimituksessa). Käytettäessä esimerkiksi harkkoja (ei kuulu toimitukseen) jalkojen sijasta, voi kannattajat asettaa lappeelleen niitä vasten ja sillä tavoin vähentää rakenteen korkeutta. Tässä rakenteessa voi lisäksi asettaa levyä kannattajien ja lattiapalkkien väliin ja sillä tavoin kannattaa alapohjan eristystä. Aseta betonin ja puun väliin kosteudelta suojaava pahvi

A proposal for alternative plinth beam layout plan. Plinth beams 45x95 or 45x120 and plinths ca 100-200 mm in diameter (plinth beams and plinths are not included in the kit). For example, by using masonry units (not included in the kit) instead of plinths, one can lay plinth beams flat against the masonry units and in that way reduce the height of the structure. In this construction one can also add "plywood board" between plinth beams. Place cardboard between the concrete and wood to protect from moisture

House	P5843-90 Eva	Sheet	22
Drawing	FOUNDATION PLAN - PLINTPLAN	Scale	1:50
Material		Date	04.12.2017
Drawer	RP	File	P5843-90 Eva Foundation.dwg

#001	3	5980	1
#002	1,3	5980	5
#003	1	5980	1
#004		5980	1
#005	A,C	4480	4
#006	C	4480	14
#007	C	4480	1
#008	B	4480	1
#009	B	4480	1
#010	A	4480	1
#011	1,3	3839	2
#012	3	3839	1
#013	1	3839	1
#014	3	3515	8
#015	1,3	2841	2
#016	3	2841	1
#017	1	2841	1
#018	1	2636	9
#019	2	2636	1
#020	2	2636	14
#021	A,B,C	2460	3
#022	1	2304	9
#023	C	1833	2
#024	C	1833	2
#025	A	1677	2
#026	C	1643	2
#027	B	1640	2
#028	B	1640	4
#029	3	1622	4
#030	A	1511	2
#031	A	1495	2
#032	B	1450	2
#033	A,B,C	1382	3
#034	B	1347	1
#035	B	1347	12
#036	C	1104	2
#037	1	998	4
#038	1	998	4
#039	B	911	2
#040	B	743	1
#041	B	743	12
#042	1,3	743	8
#043	A	415	24
#044	A	415	2
#045	3	415	12
#046	1	411	4
#047	A,B,C	380	6
#048	B	290	1
#049	B	290	12
#050	A,B,C	69	12