

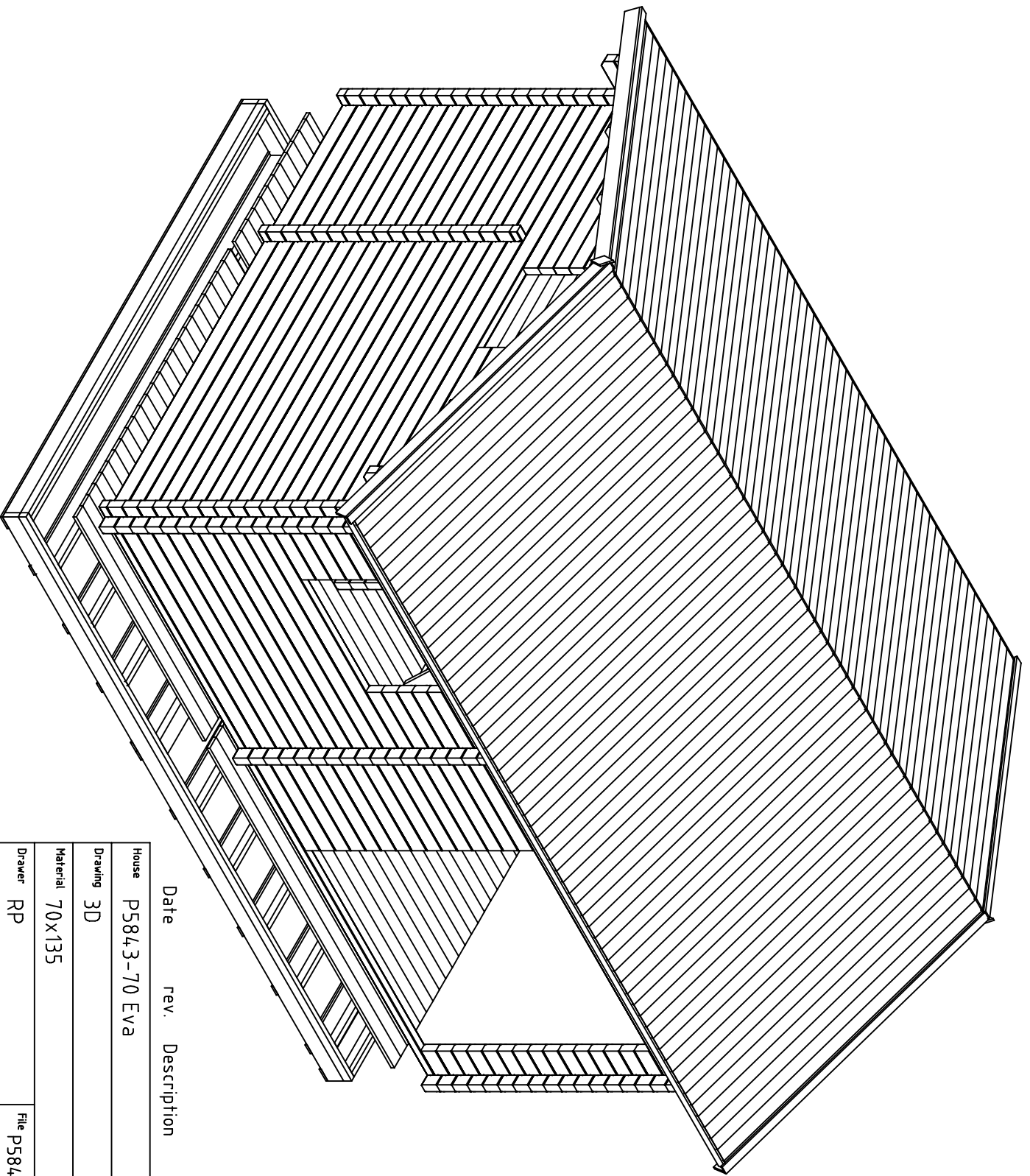
Date	rev.	Description
------	------	-------------

House	P5843-70	Eva
-------	----------	-----

Drawing	3D	Scale
---------	----	-------

Material	70x135	Date	04.12.2017
----------	--------	------	------------

Drawer	RP	File	P5843-70 Eva 3D.dwg
--------	----	------	---------------------



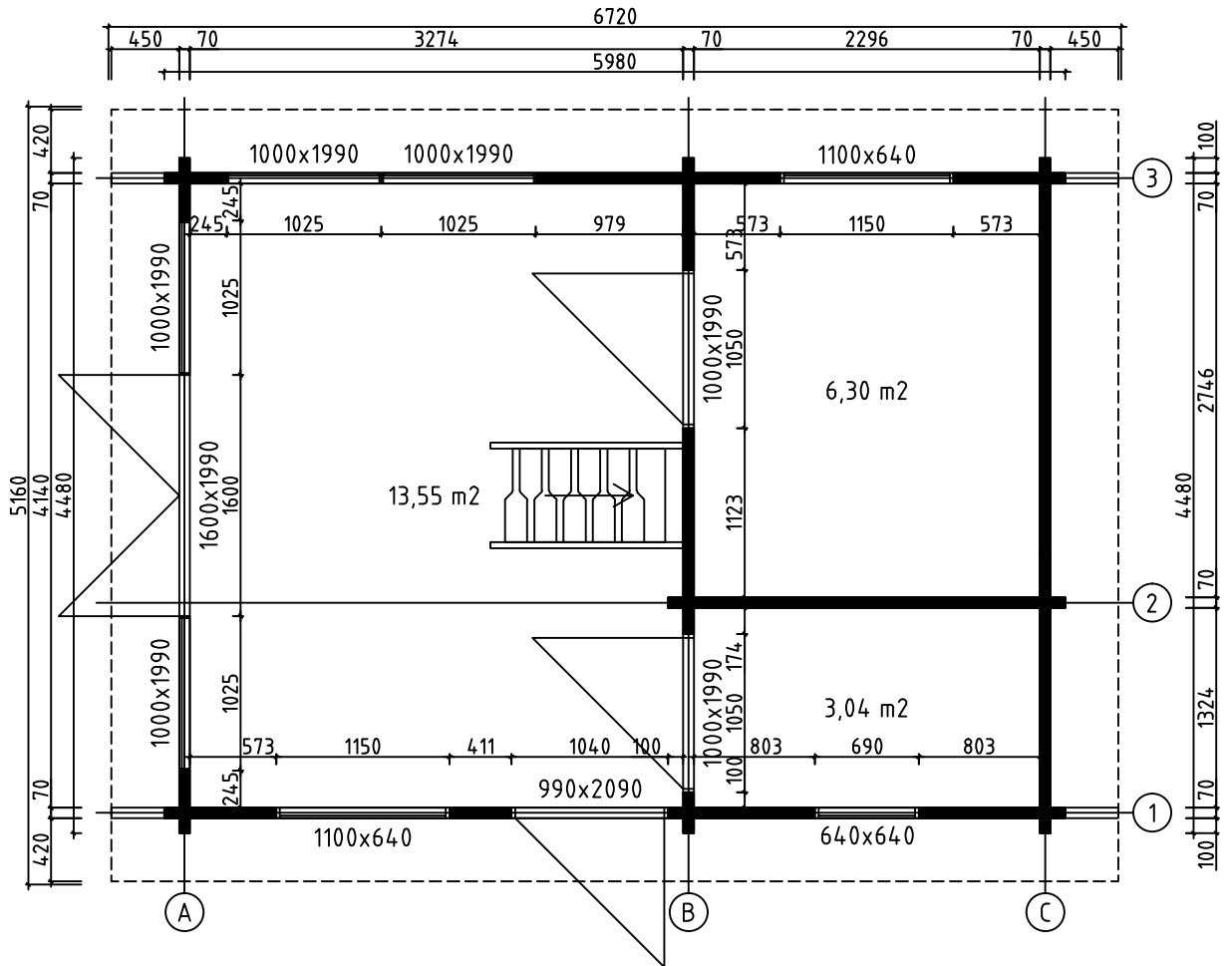
Date rev. Description

House	P5843-70 Eva	Sheet	2
-------	--------------	-------	---

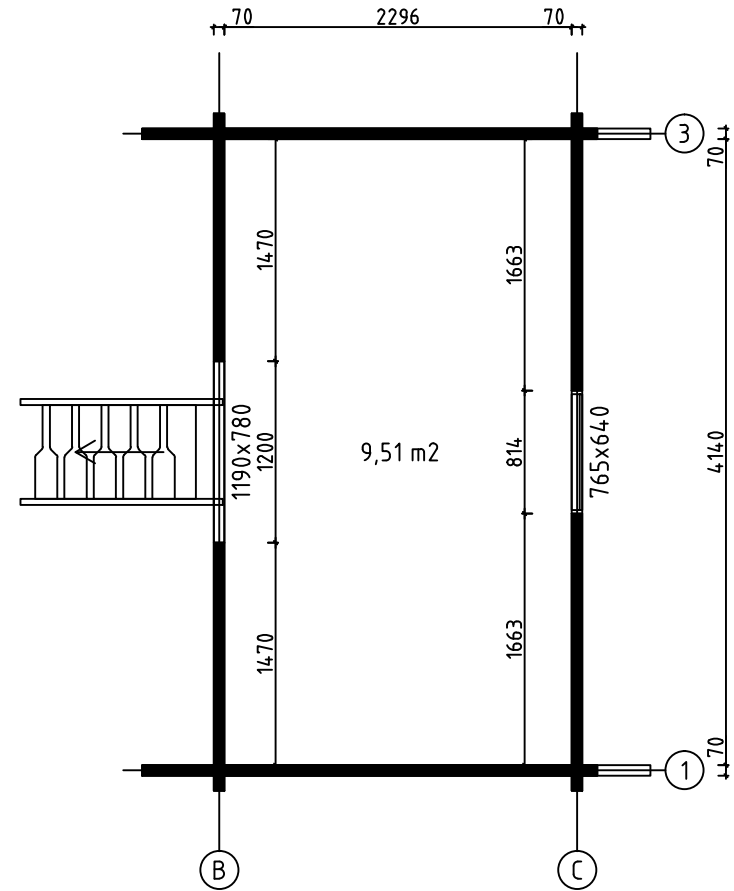
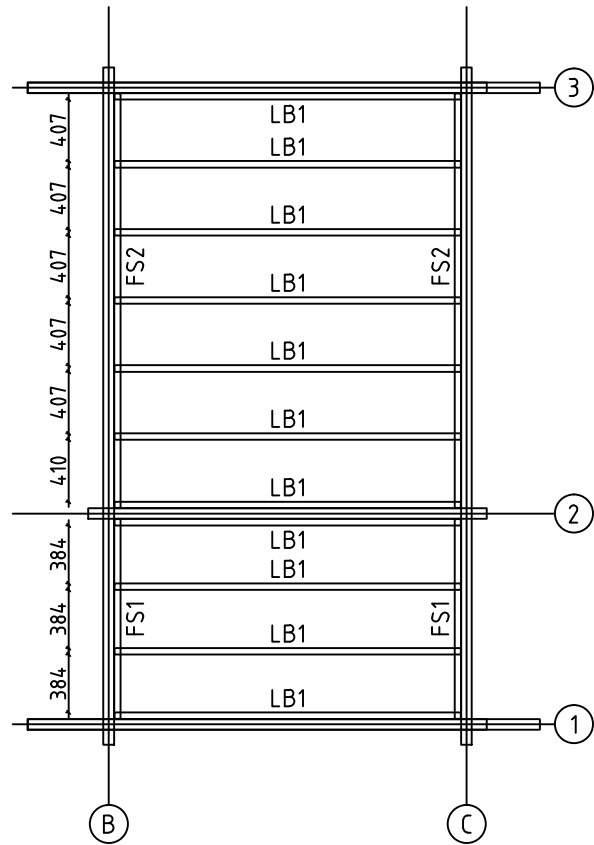
Drawing	3D	Scale	
---------	----	-------	--

Material	70x135	Date	04.12.2017
----------	--------	------	------------

Drawer	RP	File	P5843-70 Eva 3D.dwg
--------	----	------	---------------------

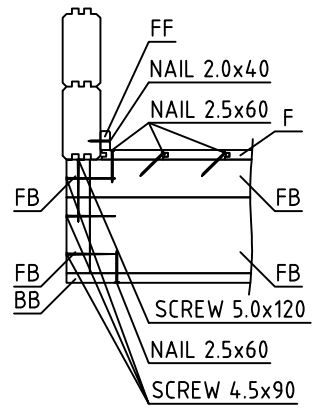
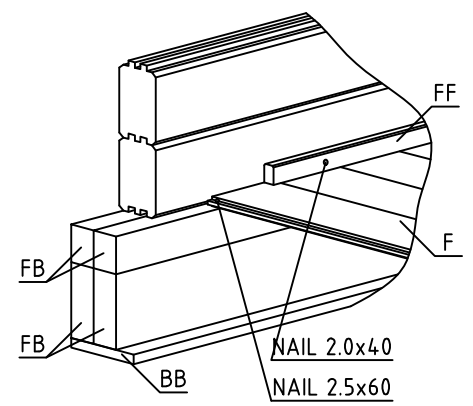
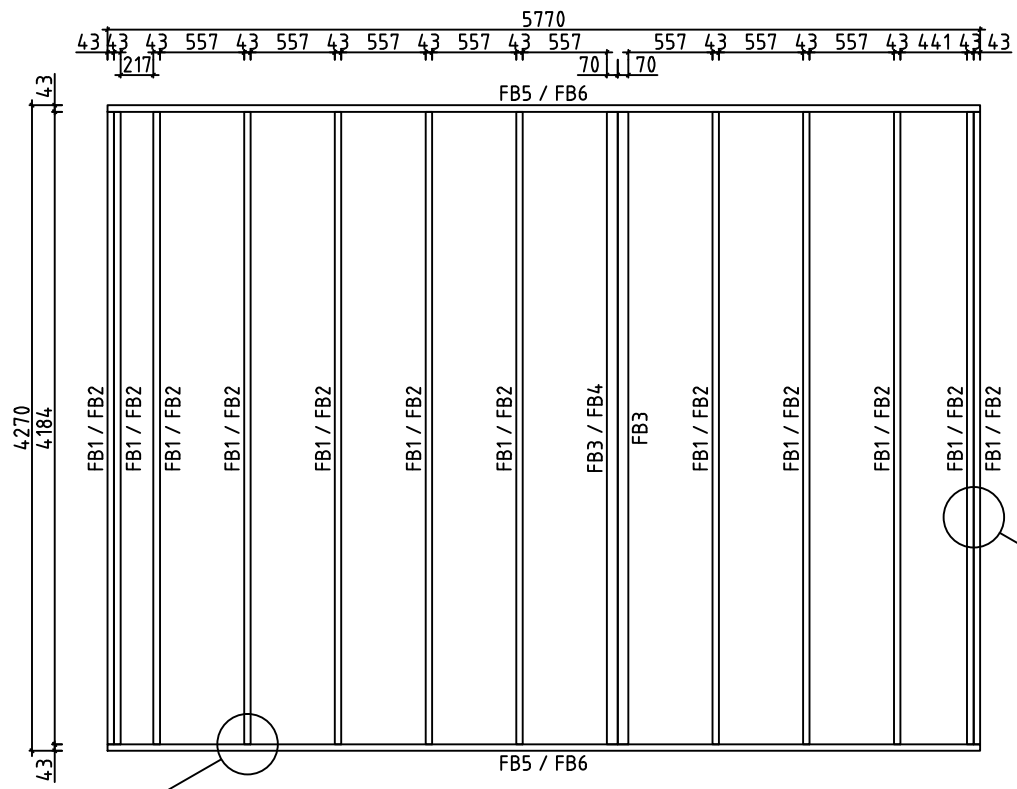


House	P5843-70 Eva	Sheet	3
Drawing	PLAN-SUUNNITELMA-PLANEN	Scale	1:50
Material	70x135	Date	04.12.2017
Drawer	RP	File	P5843-70 Eva.dwg

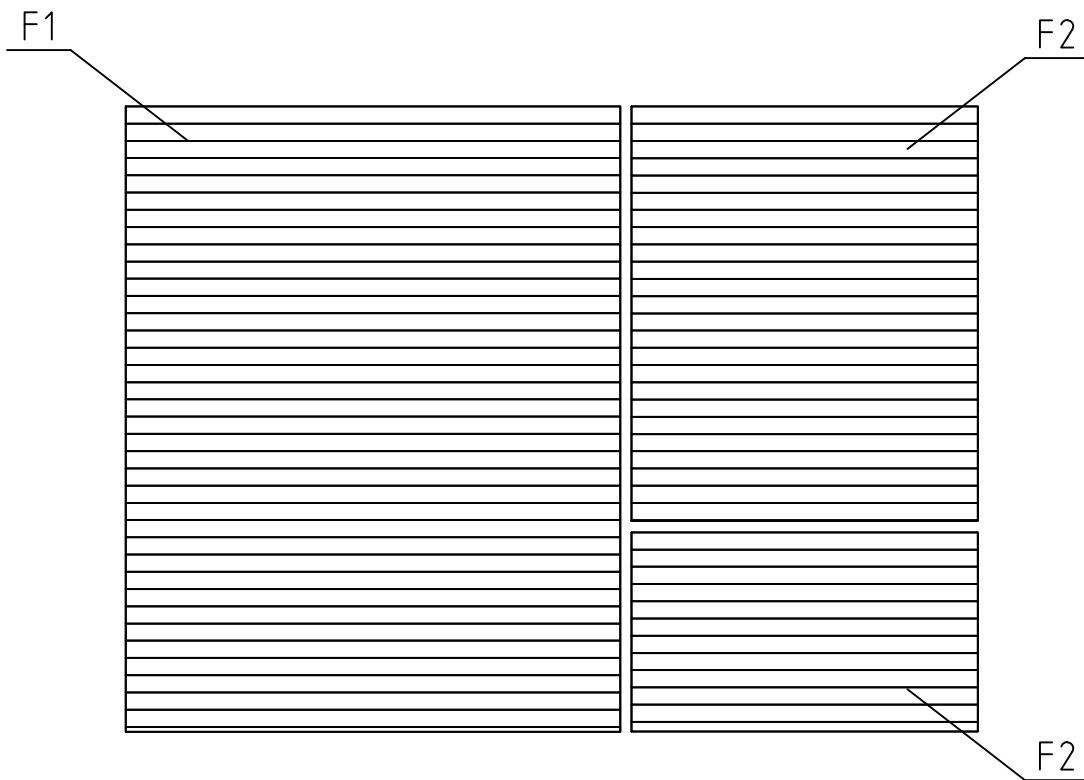


LOFT FLOOR BEAMS - PARVIA LATTIAPALKIT - LOFT GOLVBJÄLKAR

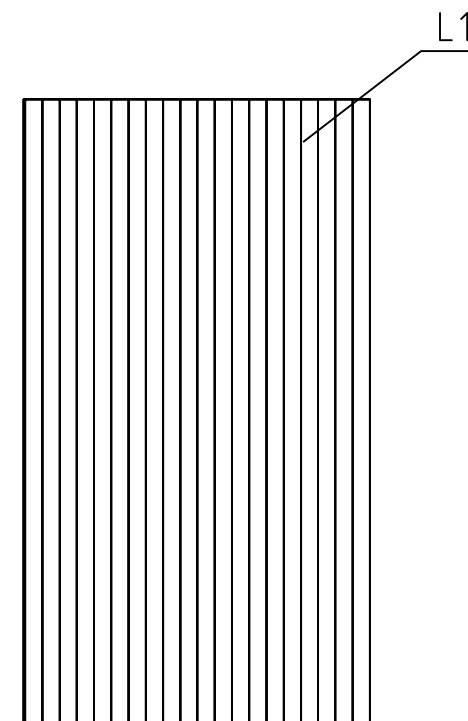
House	P5843-70 Eva	Sheet	4
Drawing	LOFT FLOOR - PARVIA LATTIA - LOFT GOLV	Scale	1:50
Material	43x43, 43x140 70x135	Date	04.12.2017
Drawer	RP	File	P5843-70 Eva.dwg



House	P5843-70 Eva	Sheet	5
Drawing	FLOORBEAMS-LATTIAPALKIT-GOLVBJÄLKAR	Scale	1:50
Material	70x140, 43x140, 43x70	Date	04.12.2017
Drawer	RP	File	P5843-70 Eva.dwg

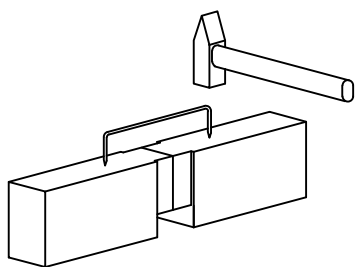
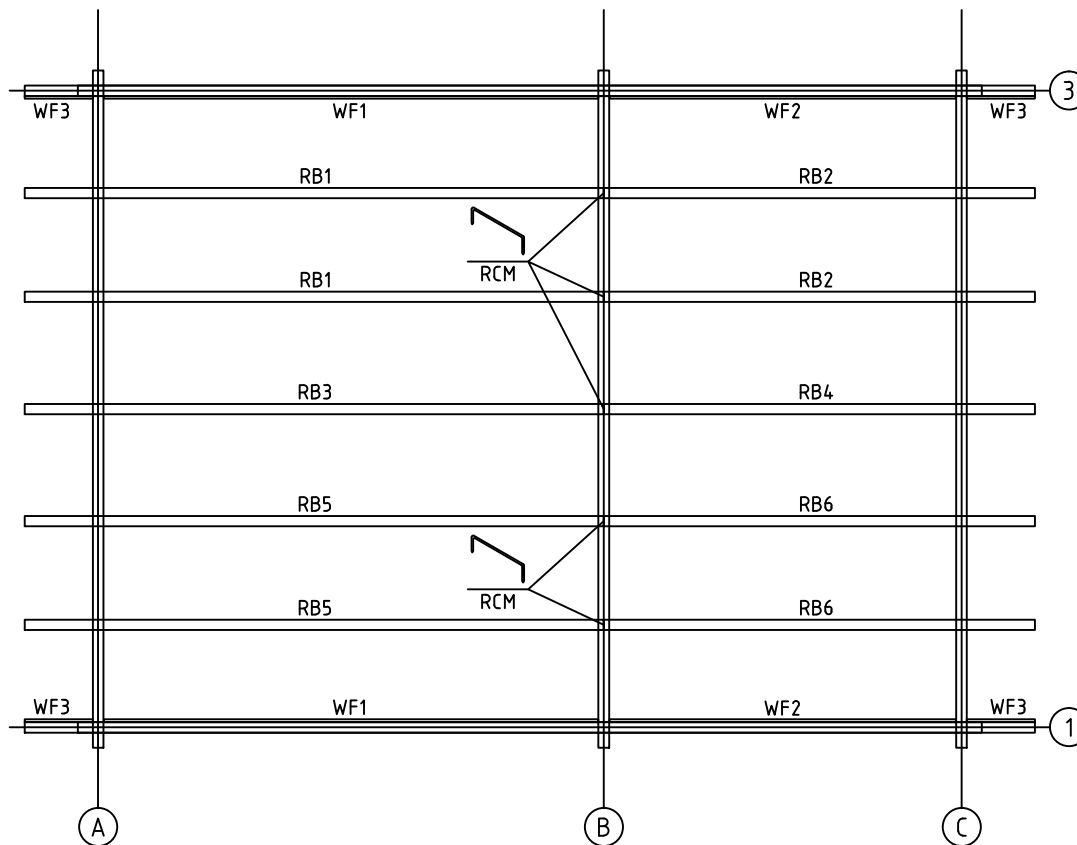


FLOORBOARD-LATTIALAUTA-GOLVBRÄDE

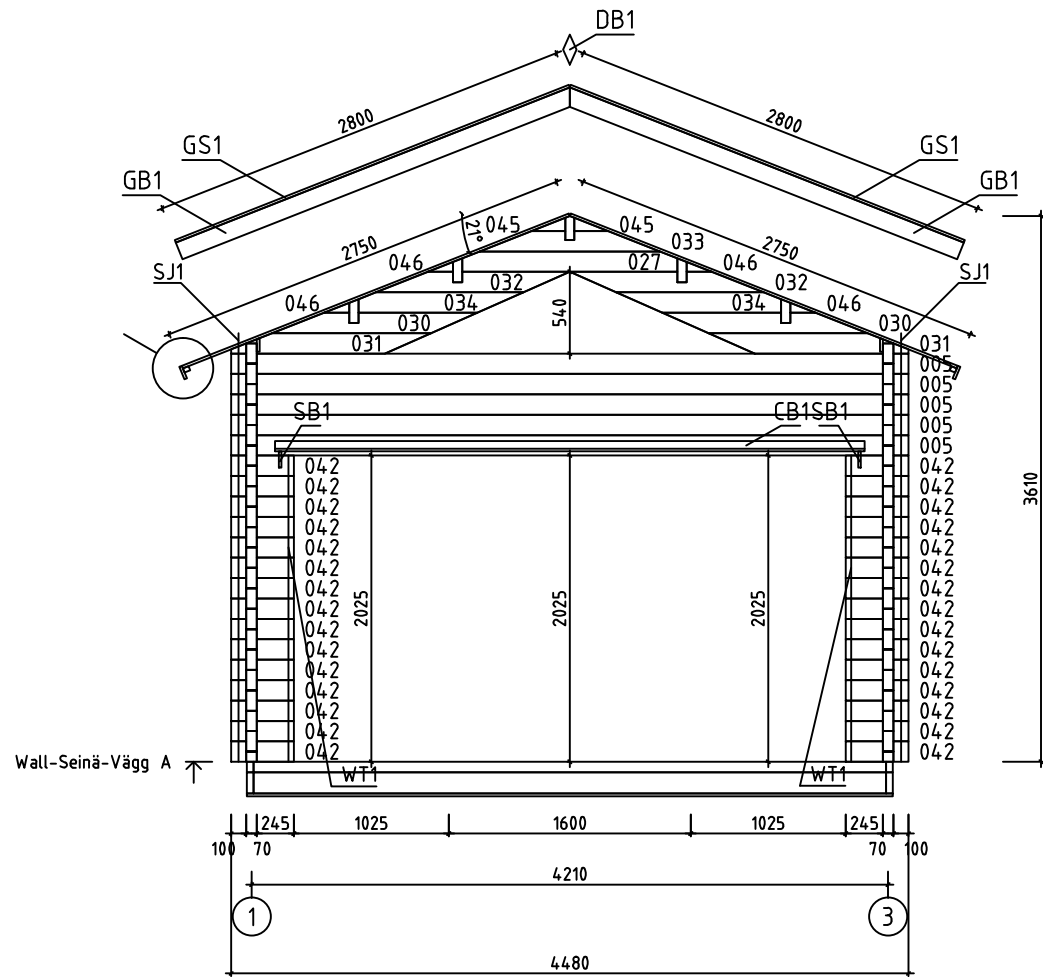
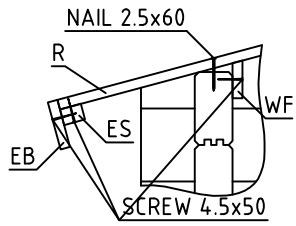


LOFT FLOORBOARD - PARVIA LATTIALATTIA - LOFT GOLVBRÄDE

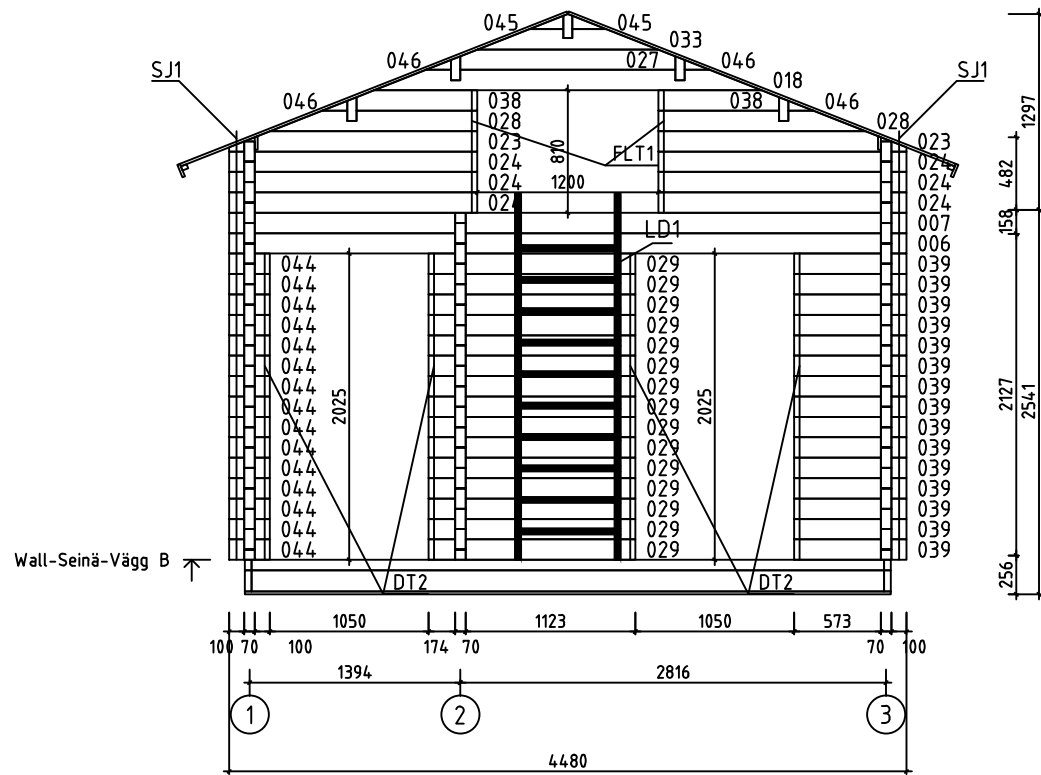
House	P5843-70 Eva	Sheet	6
Drawing	FLOORBOARD-LATTIALAUTA-GOLVBRÄDE	Scale	1:50
Material	28x114, 18x114	Date	04.12.2017
Drawer	RP	File	P5843-70 Eva.dwg



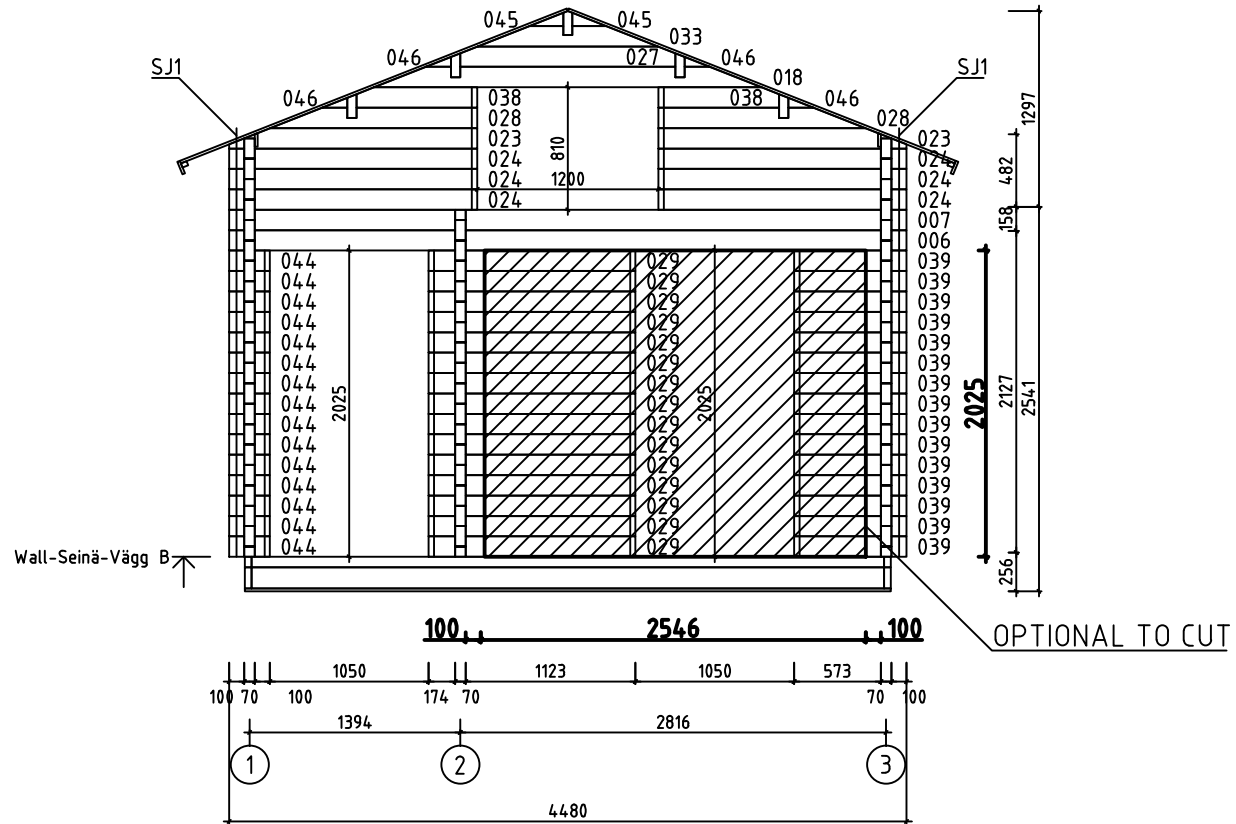
House	P5843-70 Eva	Sheet	7
Drawing	PURLINS-KATTO-ORRET-TAKÅSAR	Scale	1:50
Material	68x190, 18x90	Date	04.12.2017
Drawer	RP	File	P5843-70 Eva.dwg



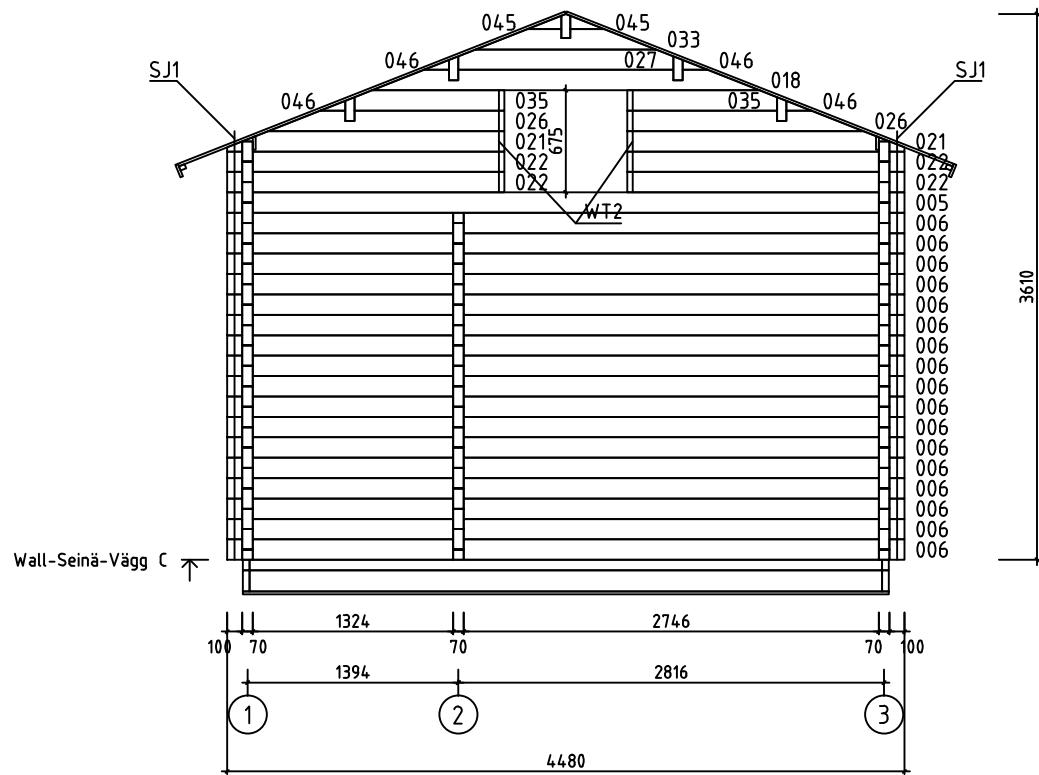
House	P5843-70 Eva	Sheet	8
Drawing	WALL-SEINÄ-VÄGG A	Scale	1:50
Material	70x135	Date	04.12.2017
Drawer	RP	File	P5843-70 Eva.dwg



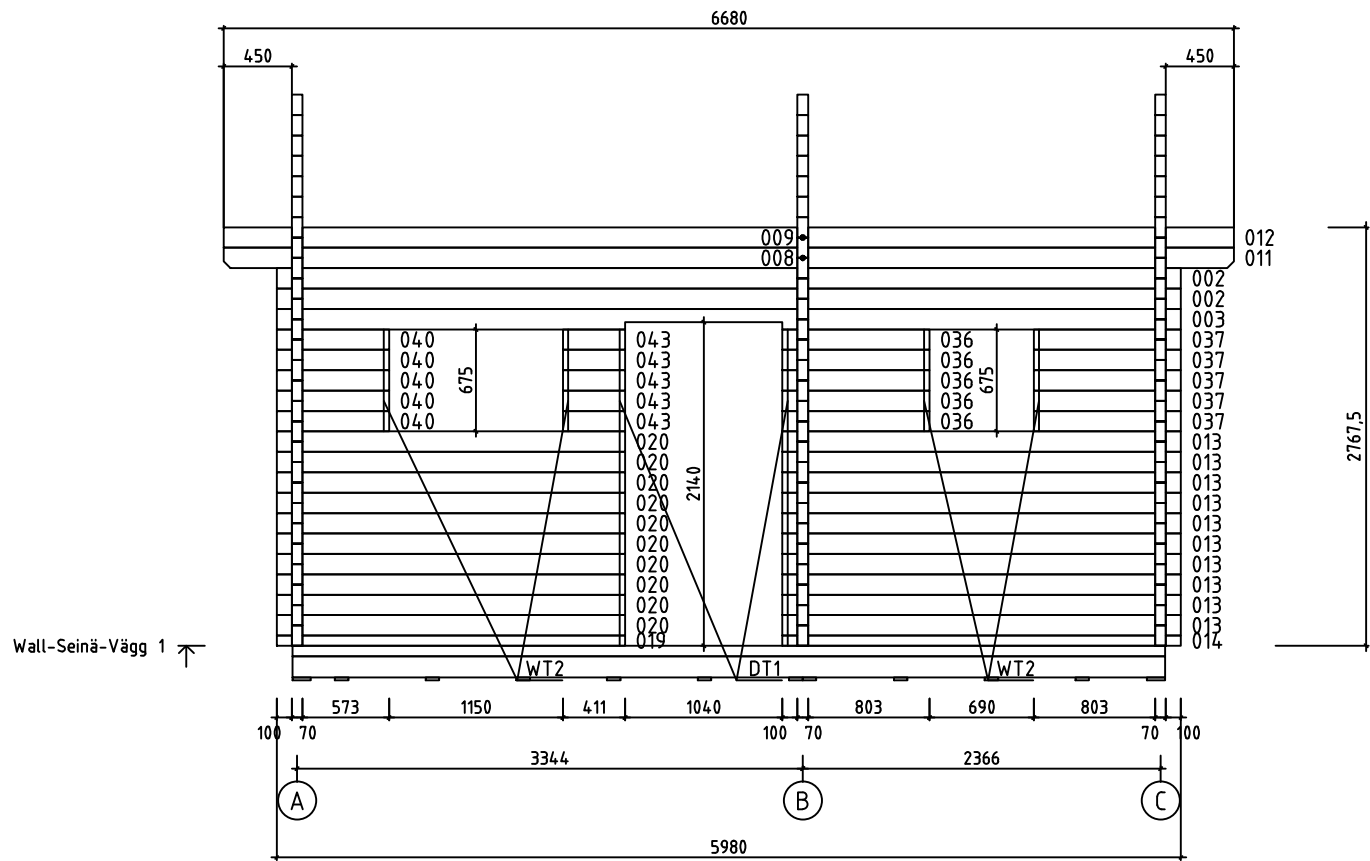
House	P5843-70 Eva	Sheet	9
Drawing	WALL-SEINÄ-VÄGG B	Scale	1:50
Material	70x135	Date	04.12.2017
Drawer	RP	File	P5843-70 Eva.dwg



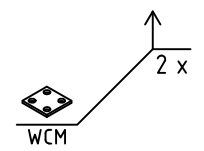
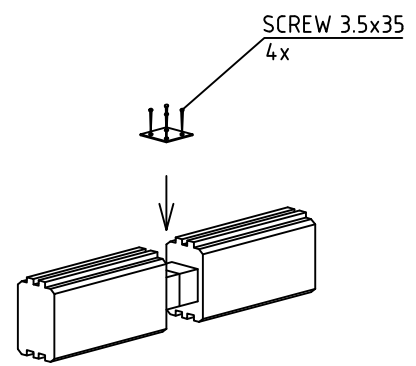
House	P5843-70 Eva	Sheet	9A
Drawing	WALL-SEINÄ-VÄGG B	Scale	1:50
Material	70x135	Date	04.12.2017
Drawer	RP	File	P5843-70 Eva Optional.dwg



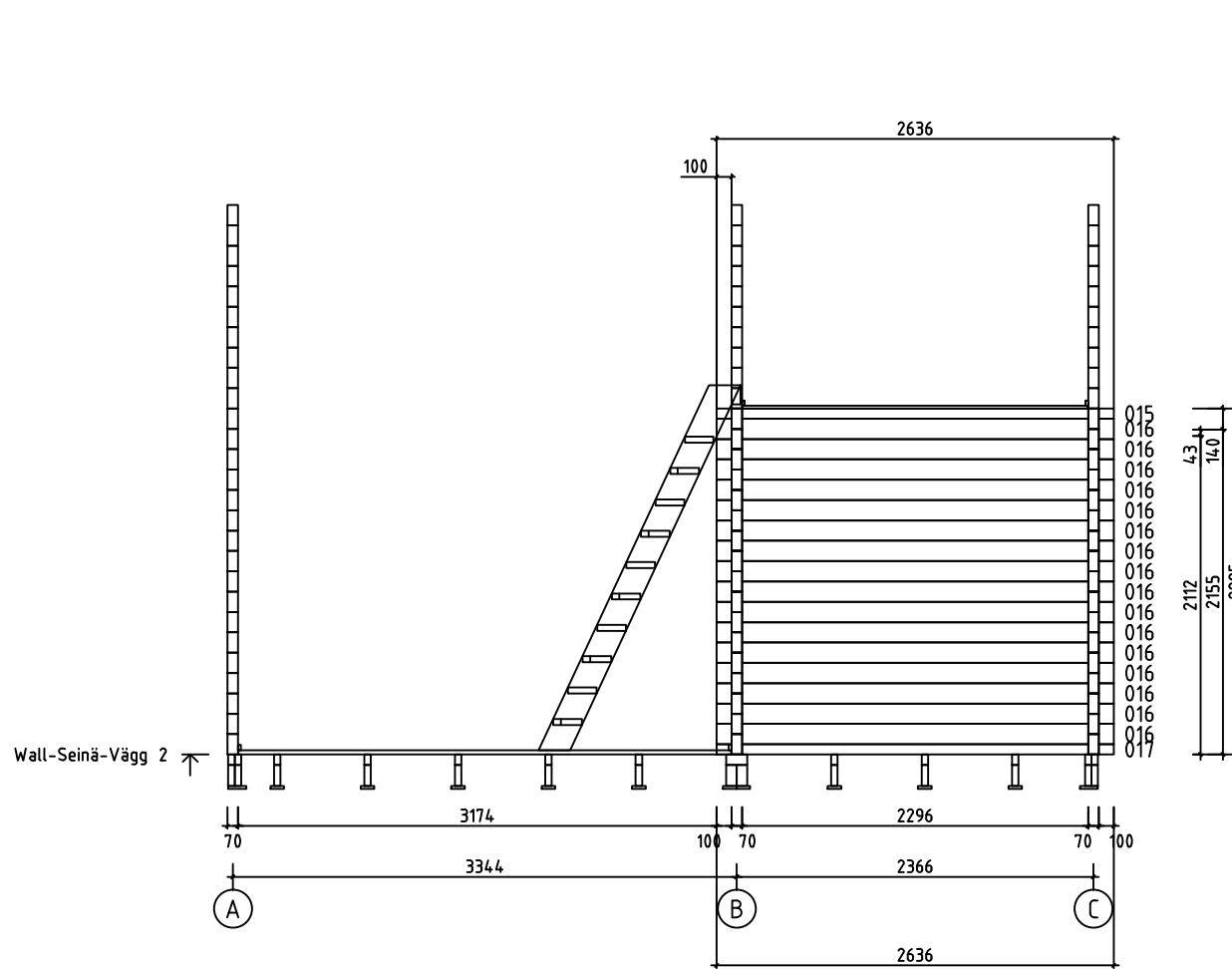
House	P5843-70 Eva	Sheet	10
Drawing	WALL-SEINÄ-VÄGG C	Scale	1:50
Material	70x135	Date	04.12.2017
Drawer	RP	File	P5843-70 Eva.dwg



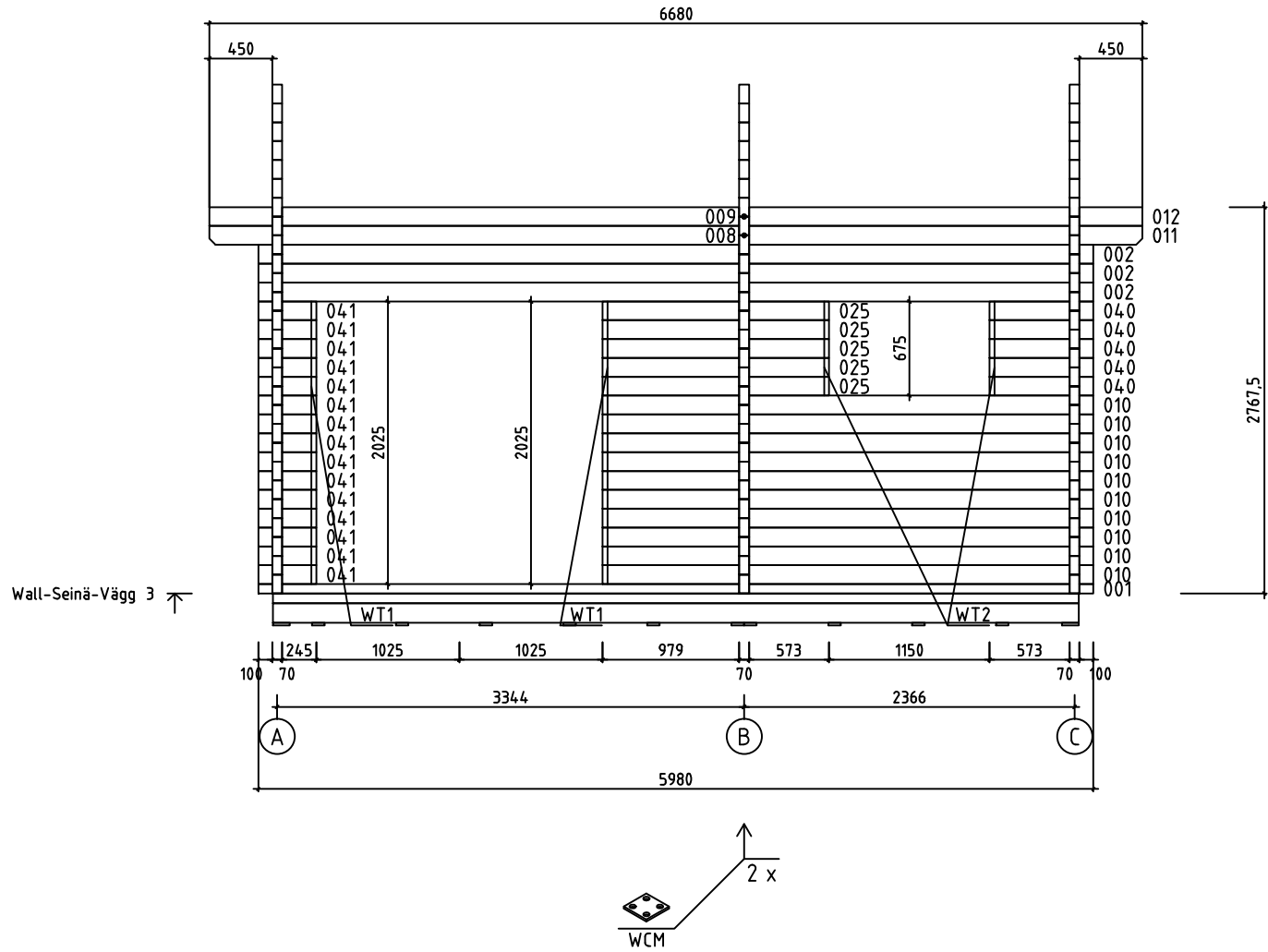
Wall-Seinä-Vägg 1 ↗



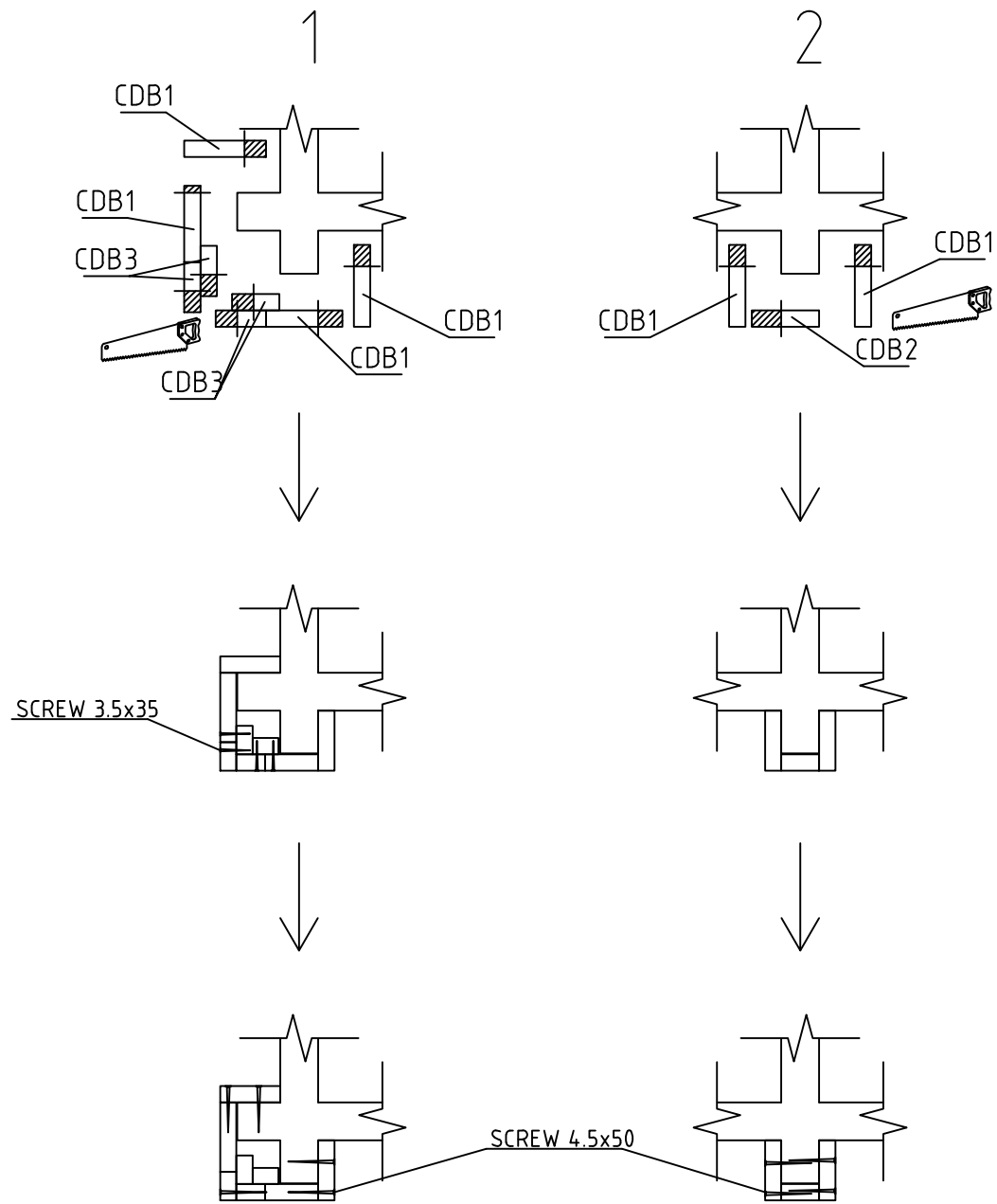
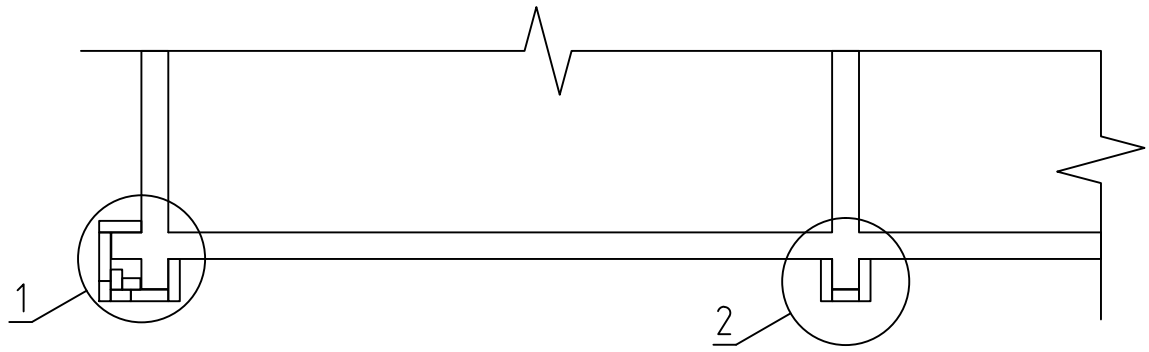
House	P5843-70 Eva	Sheet	11
Drawing	WALL-SEINÄ-VÄGG 1	Scale	1:50
Material	70x135	Date	04.12.2017
Drawer	RP	File	P5843-70 Eva.dwg





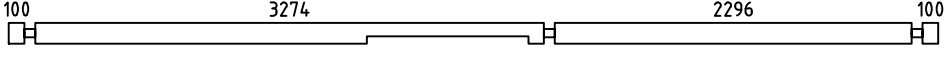
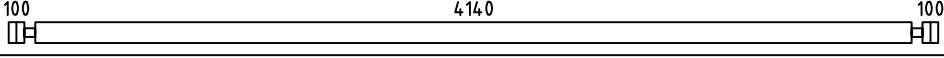

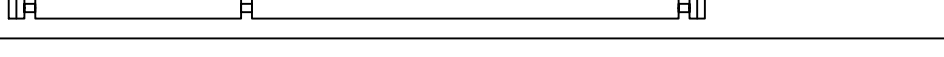



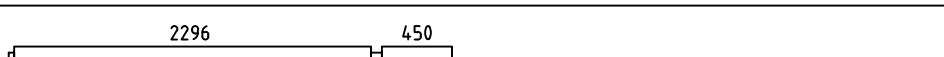





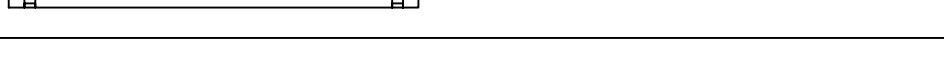

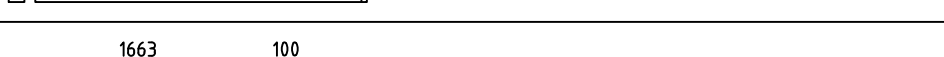






House	P5843-70 Eva	Sheet	12
Drawing	WALL-SEINÄ-VÄGG 2	Scale	1:50
Material	70x135	Date	04.12.2017
Drawer	RP	File	P5843-70 Eva.dwg







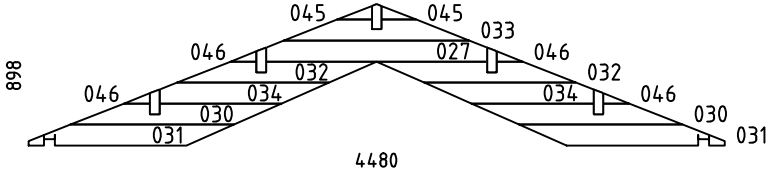
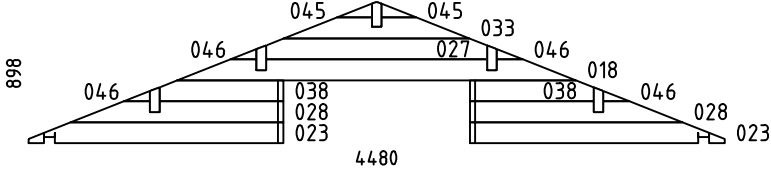
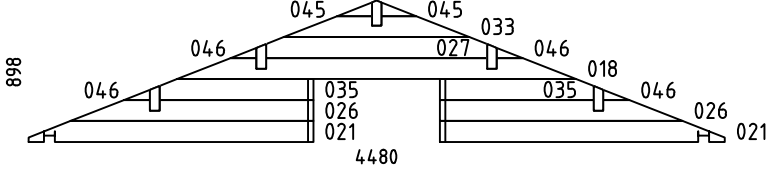
















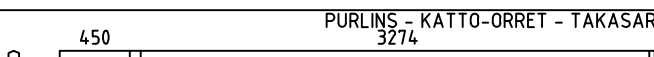
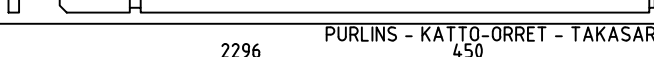
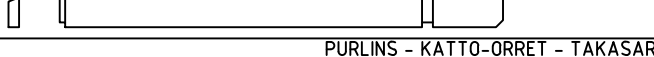






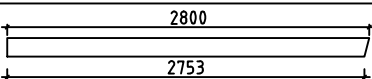












House	P5843-70 Eva	Sheet	13
Drawing	WALL-SEINÄ-VÄGG 3	Scale	1:50
Material	70x135	Date	04.12.2017
Drawer	RP	File	P5843-70 Eva.dwg

















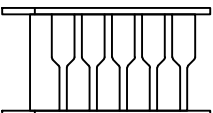
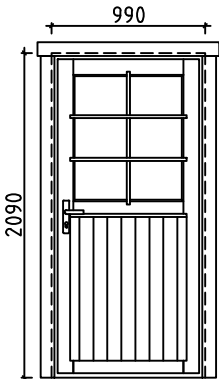


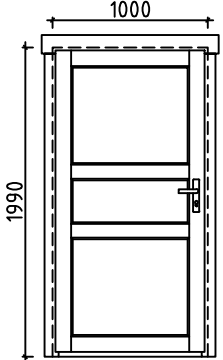
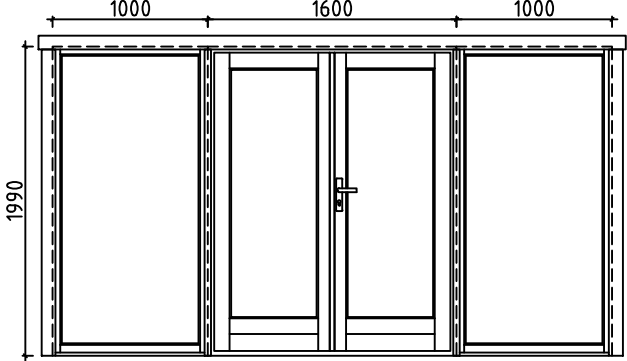
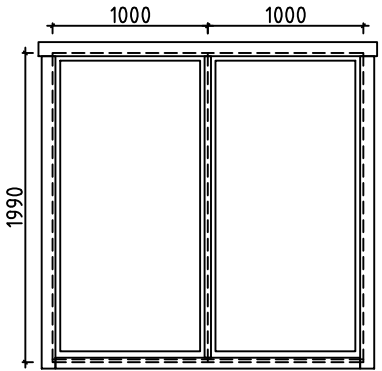
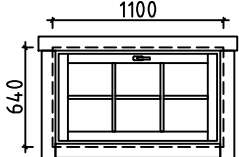
House	P5843-70 Eva	Sheet	14
Drawing	CORNER DECORATION - HÖRN DEKORATION	Scale	1:50
Material		Date	04.12.2017
Drawer	RP	File	P5843-70 Eva.dwg

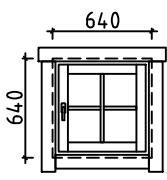
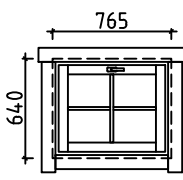
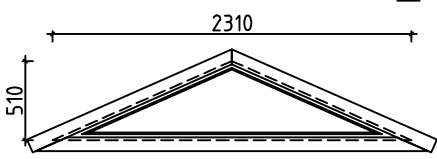
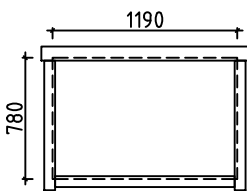
Pos	P5843-70 Eva	Pcs. St.	Profil(e) (mm)	L (mm)
001		1	70x68	5980
002		5	70x135	5980
003		1	70x135	5980
004	SPARE BEAM - VARALLAPALKI - RESERVDEL 	1	70x135	5980
005		6	70x135	4480
006		18	70x135	4480
007		PM 1	70x135	4480
008		2	70x135	3829
009		PM 2	70x135	3829
010		10	70x135	3515
011		2	70x135	2851
012		PM 2	70x135	2851
013		10	70x135	2636
014		1	70x68	2636
015		1	70x68	2636
016		16	70x135	2636
017		1	70x68	2636
019		1	70x68	2304
020		10	70x135	2304
022		4	70x135	1833
024		6	70x135	1640
025		5	70x135	1622
029		15	70x135	1367
036		5	70x135	973
037		5	70x135	973

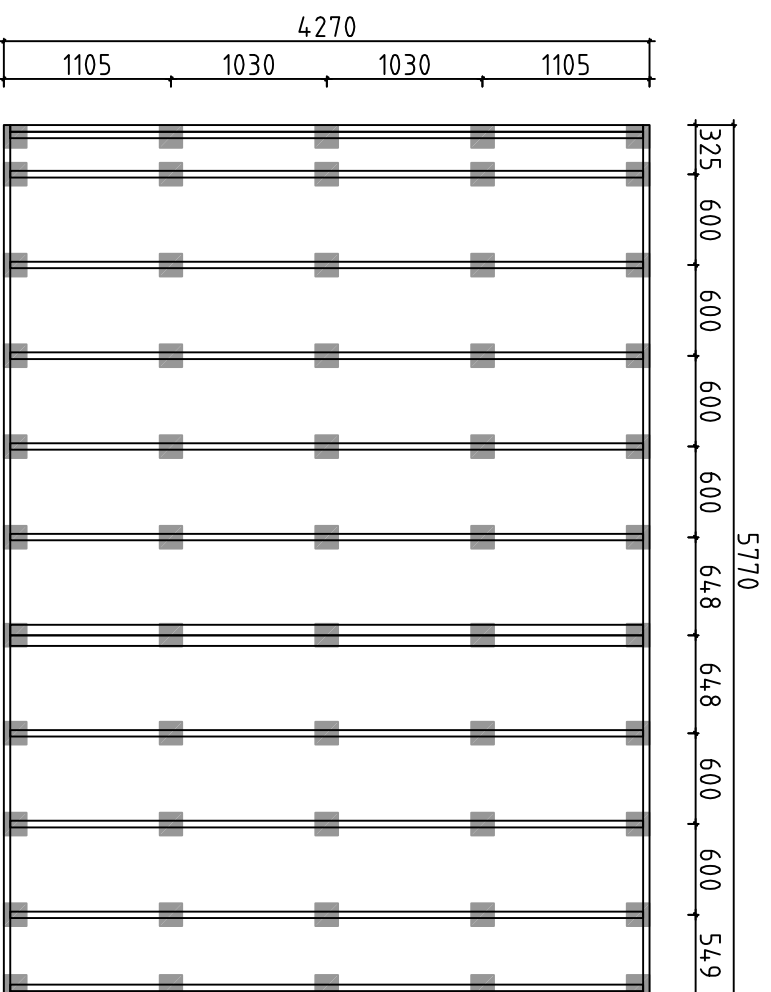
Pos	P5843-70 Eva	Pcs. St.	Profil(e) (mm)	L (mm)
039		15	70x135	743
040		10	70x135	743
041		15	70x135	415
042		30	70x135	415
043		5	70x135	411
044		15	70x135	270
WA-1		1	70x898	4480
WB-1		1	70x898	4480
WC-1		1	70x898	4480
HB	HIT BLOCK-ASENNUSPALKI-SLAG BRÄDA 	2	70x135	300
LB1	LOFT FLOOR BEAMS-PARVIAPALKIT-LOFTBJÄLKAR 	11	43x140	2290
FB4	FLOORBEAMS - LATTIAPALKIT - GOLVBJÄLKAR 	1	140x70	4184
FB3	FLOORBEAMS - LATTIAPALKIT - GOLVBJÄLKAR 	2	70x140	4184
FB5	FLOORBEAMS - LATTIAPALKIT - GOLVBJÄLKAR 	2	43x140	5770
FB1	FLOORBEAMS - LATTIAPALKIT - GOLVBJÄLKAR 	12	43x140	4184
FB6	FLOORBEAMS - LATTIAPALKIT - GOLVBJÄLKAR 	2	43x70	5770
FB2	FLOORBEAMS - LATTIAPALKIT - GOLVBJÄLKAR 	12	43x70	4184
BB1	COUNTERFLOOR HOLDING BOARDS - ROSSIPOHJAA KANNATTELEVAT LAUDAT - BRÄDER SOM HALLER TROSSBOTTEN 	2	120x18	4270
BB2	COUNTERFLOOR HOLDING BOARDS - ROSSIPOHJAA KANNATTELEVAT LAUDAT - BRÄDER SOM HALLER TROSSBOTTEN 	10	90x18	4270
House	P5843-70 Eva	Material	File P5843-70 Eva.dwg	Sheet 16

Pos	P5843-70 Eva			Pcs. St.	Profil(e) (mm)	L (mm)
FS2	SLEEPING FLOOR SUPPORTING SLAT - PARVIALATTIA TUKILISTA - LOFTGOLVLIST			2	43x43	2740
FS1	SLEEPING FLOOR SUPPORTING SLAT - PARVIALATTIA TUKILISTA - LOFTGOLVLIST			2	43x43	1320
RB5	 PURLINS - KATTO-ORRET - TAKASAR 3274			2	68x190	3829
RB1	 PURLINS - KATTO-ORRET - TAKASAR 3274			2	68x190	3829
RB3	 PURLINS - KATTO-ORRET - TAKASAR 3274			1	68x190	3829
RB6	 PURLINS - KATTO-ORRET - TAKASAR 450			2	68x190	2851
RB2	 PURLINS - KATTO-ORRET - TAKASAR 450			2	68x190	2851
RB4	 PURLINS - KATTO-ORRET - TAKASAR 450			1	68x190	2851
F1	FLOORBOARD - LATTIALAUTA - GOLVBRÄDE		114 or-tai-eller 88	37+1 48+1	28x114 28x88	3270
F2	FLOORBOARD - LATTIALAUTA - GOLVBRÄDE		114 or-tai-eller 88	37+1 48+1	28x114 28x88	2290
L1	LOFT BOARD - PARVIALATTIA - LOFTGOLV		114 or-tai-eller 88	21+1 28+1	18x114 18x88	4135
R1	ROOFBOARD - KATTOLAUTA - TAKBRÄDE		114 or-tai-eller 88	118+2 154+2	18x114 18x88	2750
FF1	SKIRTING SLAT - LATTIALISTA - GOLVLIST				18x35	45m
GB1	GABLE BOARD - KAAPELILAUTA - GAVELBRÄDA			4	18x120	2800
GS1	BOARD MATCHING WITH GABLE BOARD - KAAPELILAUTA VASTAVA LAUTA - BRÄDA OVANPÅ GAVELBRÄDA			4	18x70	2800
EB1	EAVE BOARD - RÄYSTÄSLAUTA - TAKFOTBRÄDE			4	18x90	3340
ES1	EAVE SLAT - RÄYSTÄSLISTA - TAKFOTLIST			4	30x40	3340
DB1	DECORATIVE - KORISTE - PRYDNADS			2	18x90	200
CDB1	CORNER DECORATION BOARD - HÖRN DEKORATION BRÄDE			22	18x120	2790
CDB2	CORNER DECORATION BOARD - HÖRN DEKORATION BRÄDE			3	18x90	2790
CDB3	CORNER DECORATION BOARD - HÖRN DEKORATION BRÄDE			16	18x70	2790
WF1	SIDEWALL SKIRTING SLAT-KATTOLISTA-PÄÄDYT - TAKLIST-GAVLAR			2	18x90	3270
WF2	SIDEWALL SKIRTING SLAT-KATTOLISTA-PÄÄDYT - TAKLIST-GAVLAR			2	18x90	2290
WF3	SIDEWALL SKIRTING SLAT-KATTOLISTA-PÄÄDYT - TAKLIST-GAVLAR			2	18x90	450
CB1	COVERING BOARD - PEITELAUTA - HYLLBRÄDA			1	18x120	3900
SB1	SUPPORT BOARD - TUKILAUTA - KONSOL			2	28x85	80
House	P5843-70 Eva	Material	File	P5843-70 Eva.dwg		Sheet 17

Pos	P5843-70 Eva		Pcs. St.	Profil(e) (mm)	L (mm)
DT1	DOOR ASSEMBLING PROFILE - VEN ASENNUSPROFIILI - DÖRR MONTERINGSPROFIL		2	70x43	2060
DT2	DOOR ASSEMBLING PROFILE - VEN ASENNUSPROFIILI - DÖRR MONTERINGSPROFIL		4	70x43	1990
WT1	WINDOW ASSEMBLING PROFILE - IKKUNA ASENNUSPROFIILI - FÖNSTER MONTERINGSPROFIL		4	70x43	1990
WT2	WINDOW ASSEMBLING PROFILE - IKKUNA ASENNUSPROFIILI - FÖNSTER MONTERINGSPROFIL		8	70x43	640
FLT1	ASSEMBLING PROFILE-ASENNUSPROFIILI-MONTERINGSPROFIL		2	18x25	780
SJ1	SCREW JOINT - KIERRETANKO - GÄNGSTAPP		6	M10	2770
RCM	ROOFBEAMS CONNECTING METAL - METALL FÖR SAMMANFOGNING AV TAKASAR - KATTO-ORRE YHTEENLITYSMETALLT		5	∅6.0	200
WCM	WALLBEAMS CONNECTING METAL - METALLPLATTA FÖR SAMMANFOGNING AV VÄGGEN BALKAR - SEINÄPALKKEJA METALLISET YHTEENLIITYMISLAATAT		4	50	50
	NAILS-NAULAT-SPIKAR FOR-VARTEN-FÖR FF1		110	∅2.0	40
	NAILS-NAULAT-SPIKAR FOR-VARTEN-FÖR F1, F2, L1, R1, BB1, BB2		1600	∅2.5	60
	SCREWS-RUUVIT-SKRUVAR FOR-VARTEN-FÖR WCM, CDB3		100	∅3.5	35
	SCREWS-RUUVIT-SKRUVAR FOR-VARTEN-FÖR CDB1, CDB2, WF1, WF2, WF3 GB1, GS1, EB1, ES1, DB1, CB		300	∅4.5	50
	SCREWS-RUUVIT-SKRUVAR FOR-VARTEN-FÖR FS1, FS2, LB1, SB		50	∅4.5	70
	SCREWS-RUUVIT-SKRUVAR FOR-VARTEN-FÖR 001, 014, 015, 017, 019 FB1, FB2, FB3, FB4, FB5, FB6		80	∅4.5	90
	SCREWS-RUUVIT-SKRUVAR FOR-VARTEN-FÖR FB2, FB4, FB6		60	∅5.0	120
	SCREWS-RUUVIT-SKRUVAR FOR-VARTEN-FÖR RB1, RB2, RB3, RB4, RB5, RB6		20	∅6.0	160
LD1	LADDER-TIKAPUUT-STEGE		1	700	2760
D1	DOOR-OVI-DÖRR (right-oikea-höger) ORT_ST		P 1 1 1	990	2090

Pos	P5843-70 Eva	Pcs. St.	Profil(e) (mm)	L (mm)		
D2	DOOR-OVI-DÖRR (left-jäljellä-vänster) AST 	V 2 2 2	1000	1990		
D3	DOOR-OVI-DÖRR (right-oikea-höger) ORT_ST	P 1	1600	1990		
W1	WINDOW-IKKUNAN-FÖNSTER ORT_ST_K 	2 1 1 1	1000	1990		
W2	WINDOW-IKKUNAN-FÖNSTER ORT_ST_K 	2	1000	1990		
W3	WINDOW-IKKUNAN-FÖNSTER ORT_ST_SU 	P 2 2 2 2	1100	640		
House	P5843-70 Eva	Material	File	P5843-70 Eva.dwg	Sheet	19

Pos	P5843-70 Eva	Pcs. St.	Profil(e) (mm)	L (mm)
W4	WINDOW-IKKUNAN-FÖNSTER (right-oikea-höger) ORT_ST 	P 1 1 1 1	640	640
W5	WINDOW-IKKUNAN-FÖNSTER ORT_ST_SU 	1 1 1 1	765	640
W6	WINDOW-IKKUNAN-FÖNSTER ORT_ST_K 	1	2310	510
FL1	FRAME AROUND LOFT ENTRANCE 	1	1190	780

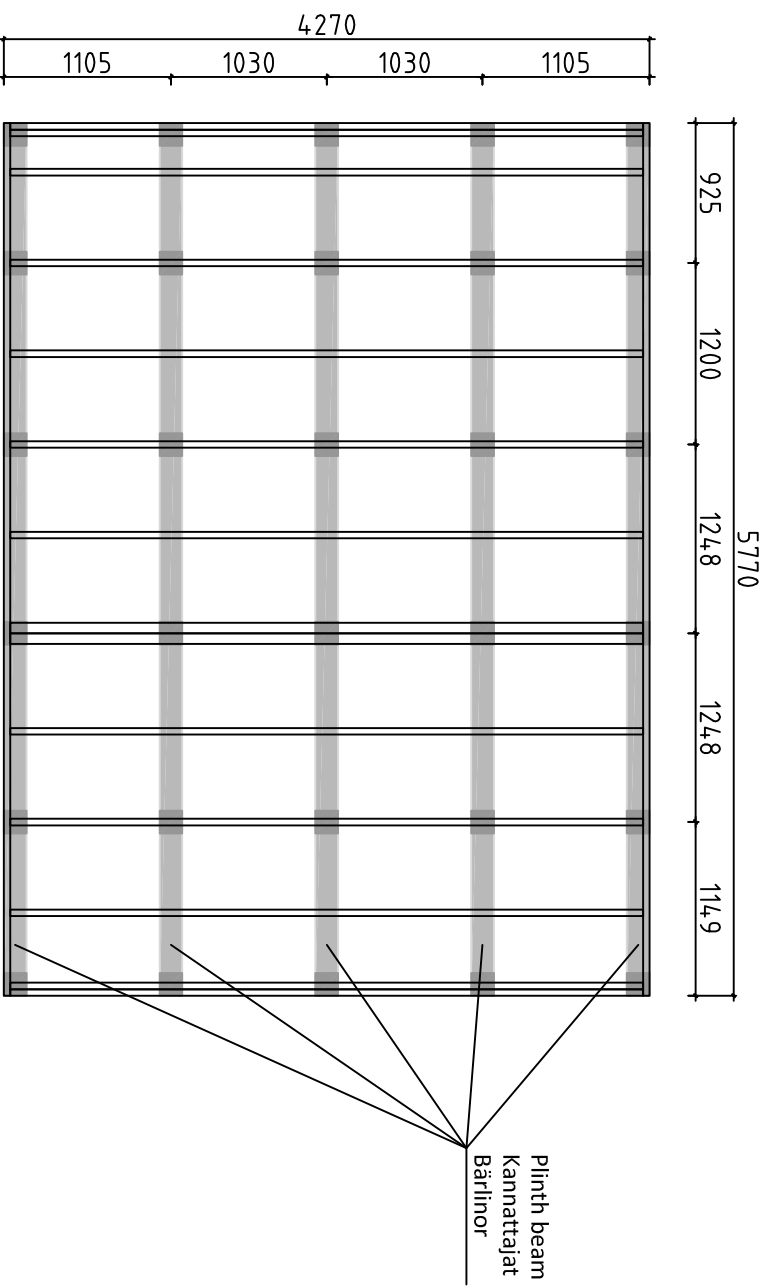


Detta är ett förslag för hur man kan placera plintarna (100-200 mm i diameter) för golvbjälklaget. Golvbjälkarna är med i byggsatsen, men inte plintarna. Använder man exempelvis 500-600mm långa murblock så kan man halvera antalet punkter. Lägg fuktskyddande papp mellan betong och trä

Tämä on ehdotus siitä, miten (100-200 mm läpimittaiset) jalat voidaan sijoittaa alapohjaa varten. Lattiapalkit ovat rakennussarjassa, mutta jalat ei ole. Kun käytetään esimerkiksi 500-600 mm pitkiä harkkoja, voidaan pisteiden määrä puoltaa. Aseta betonin ja puun väliin kosteudelta suojava pahvi

A proposal for placing plinths (100-200 mm in diameter) for floor beams. Floor beams are provided in the kit but plinths are not included. For example, by using 500-600 mm long masonry units, one can reduce the number of points 50%. Place cardboard between the concrete and wood to protect from moisture

House	P5843-70 Eva	Sheet	21
Drawing	FOUNDATION PLAN - PLINTPLAN	Scale	1:50
Material		Date	04.12.2017
Drawer	RP	File	P5843-70 Eva Foundation.dwg



Förslag på alternativ plintplan med bärlnor och plintar. Bärlnor 45x 95 eller 45x 120 och plintar ca 100- 200 mm i diameter. (Bärlnor och plintar ingår ej i leveransen). Används exempelvis murblock, (ingår ej i leveransen) istället för plintar, kan man lägga bärlnorra platt mot dessa och på det sättet minska höjden på konstruktionen. I denna konstruktion kan man dessutom lägga en "boardskiva" mellan bärlnorra och golvbjälkarna och på det sättet bära upp bjälklagsisoleringen. Läggs fuktskyddande papp mellan betong och trä

Endotus valtoehtoisestä jalustasta kannattajilla ja jalolla. Kannattajat 45x95 tai 45x120 ja jalat läpimitataan n. 100-200 mm (kannattajat ja jalat ei ole toimituksessa). Käytettäessä esimerkiksi harkkoja (ei kuulu toimitukseen) jalkojen sijasta, voi kannattajat asettaa lappeelleen niitä vasten ja sillä tavoin vähentää rakenteen korkeutta. Tässä rakenteessa voi lisäksi asettaa levyä kannattajien ja lattiapalkkien väliin ja sillä tavoin kannattaa alapohjan eristystä. Aseta betonin ja puun väliin kosteudelta suojaava pähvi

A proposal for alternative plinth beam layout plan. Plinth beams 45x95 or 45x120 and plinths ca 100-200 mm in diameter (plinth beams and plinths are not included in the kit). For example, by using masonry units (not included in the kit) instead of plinths, one can lay plinth beams flat against the masonry units and in that way reduce the height of the structure. In this construction one can also add "plywood board" between plinth beams. Place cardboard between the concrete and wood to protect from moisture

House	P5843-70 Eva	Sheet	22
Drawing	FOUNDATION PLAN - PLINTPLAN	Scale	1:50
Material		Date	04.12.2017
Drawer	RP	File	P5843-70 Eva Foundation.dwg

#001	3	5980	1
#002	1,3	5980	5
#003	1	5980	1
#004		5980	1
#005	A,C	4480	6
#006	B,C	4480	18
#007	B	4480	1
#008	1,3	3829	2
#009	1,3	3829	2
#010	3	3515	10
#011	1,3	2851	2
#012	1,3	2851	2
#013	1	2636	10
#014	1	2636	1
#015	2	2636	1
#016	2	2636	16
#017	2	2636	1
#018	B,C	2565	2
#019	1	2304	1
#020	1	2304	10
#021	C	1833	2
#022	C	1833	4
#023	B	1640	2
#024	B	1640	6
#025	3	1622	5
#026	C	1562	2
#027	A,B,C	1424	3
#028	B	1369	2
#029	B	1367	15
#030	A	1357	2
#031	A	1323	2
#032	A	1283	2
#033	A,B,C	1194	3
#034	A	1092	2
#035	C	991	2
#036	1	973	5
#037	1	973	5
#038	B	798	2
#039	B	743	15
#040	1,3	743	10
#041	3	415	15
#042	A	415	30
#043	1	411	5
#044	B	270	15
#045	A,B,C	224	6
#046	A,B,C	168	12