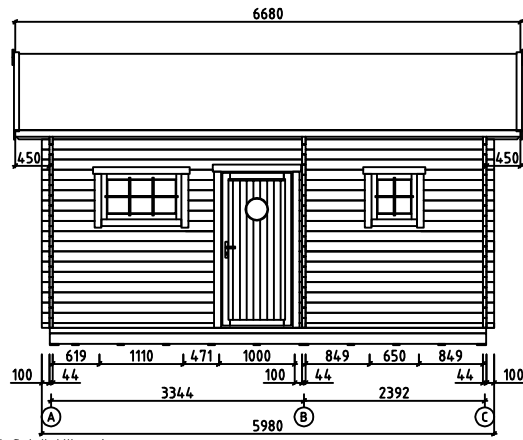
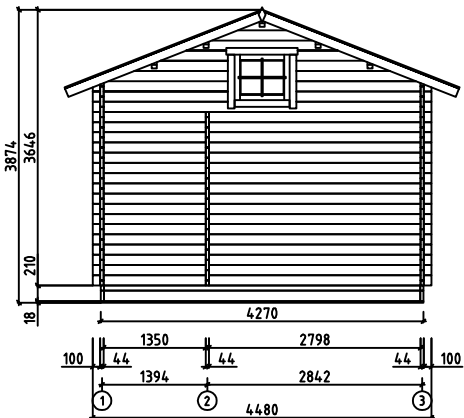


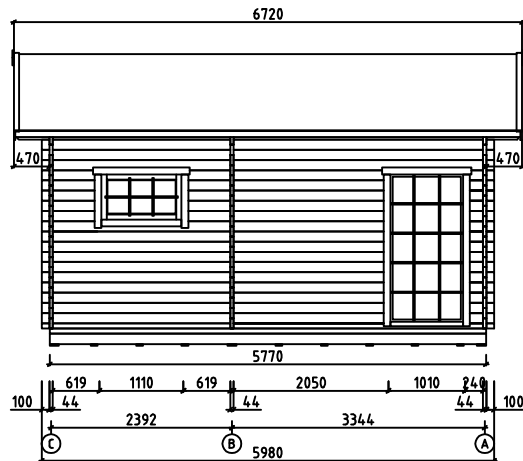
Wall-Seinä-Vägg A



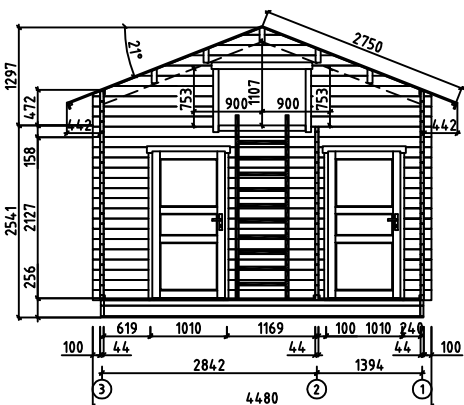
Wall-Seinä-Vägg 1



Wall-Seinä-Vägg C



Wall-Seinä-Vägg 3



Wall-Seinä-Vägg B

V 4.1
P Max 250kg/m²

House	P5843-44 Jack	Sheet	0
Drawing	IEWS-KUVAT-SEDD	Scale	1:100
Material	44x135	Date	28.11.2017
Drawer	RP	File	P5843-44 Jack View.dwg