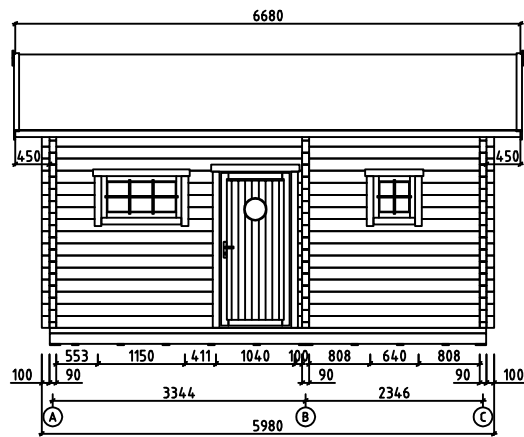
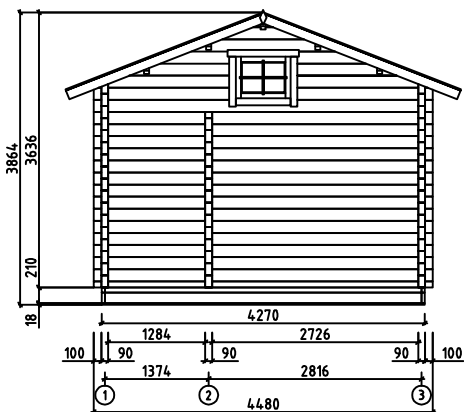


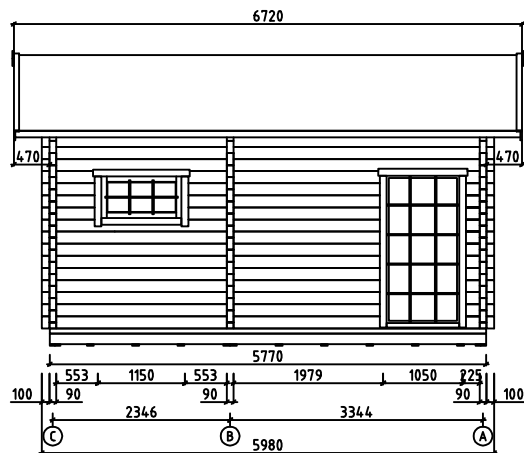
Wall-Seinä-Vägg A



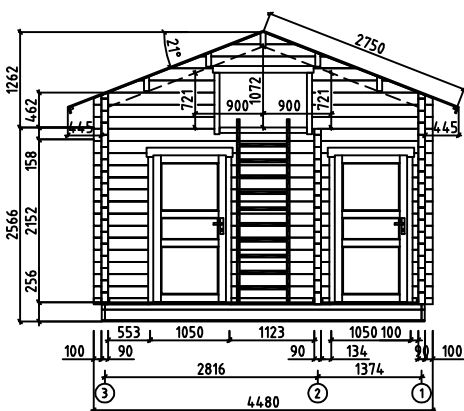
Wall-Seinä-Vägg 1



Wall-Seinä-Vägg C



Wall-Seinä-Vägg 3



Wall-Seinä-Vägg B

V 4.1
P Max 250kg/m²

House	P5843-90 Jack	Sheet	0
Drawing	IEWS-KUVAT-SEDD	Scale	1:100
Material	90x160	Date	07.03.2018
Drawer	RP	File	P5843-90 Jack View.dwg