

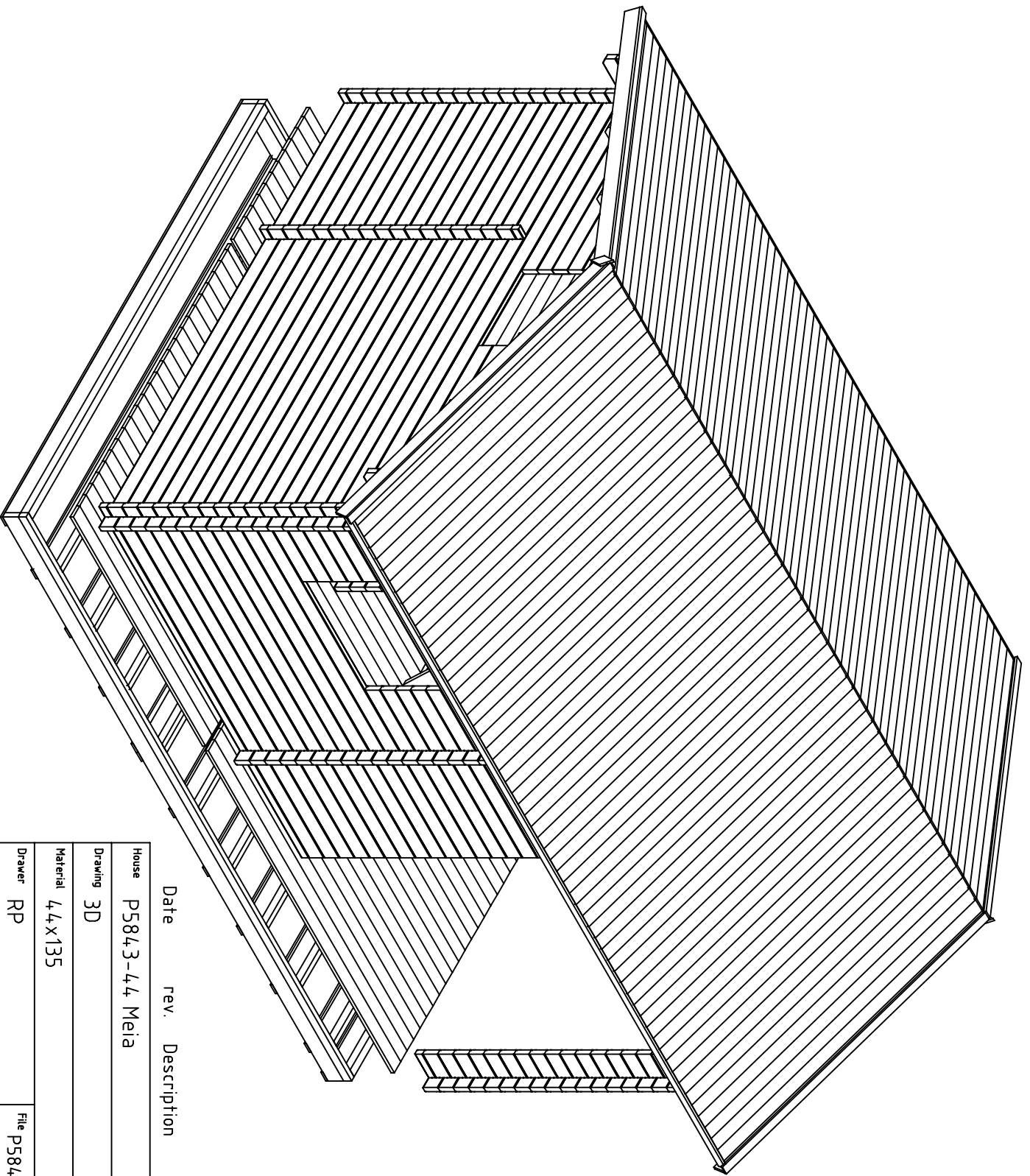
Date rev. Description

| | | | |
|-------|-----------------|-------|---|
| House | P584.3-4.4 Meia | Sheet | 1 |
|-------|-----------------|-------|---|

| | | | |
|---------|----|-------|--|
| Drawing | 3D | Scale | |
|---------|----|-------|--|

| | | | |
|----------|---------|------|------------|
| Material | 4.4x135 | Date | 05.01.2017 |
|----------|---------|------|------------|

| | | | |
|--------|----|------|------------------------|
| Drawer | RP | File | P584.3-4.4 Meia 3D.dwg |
|--------|----|------|------------------------|



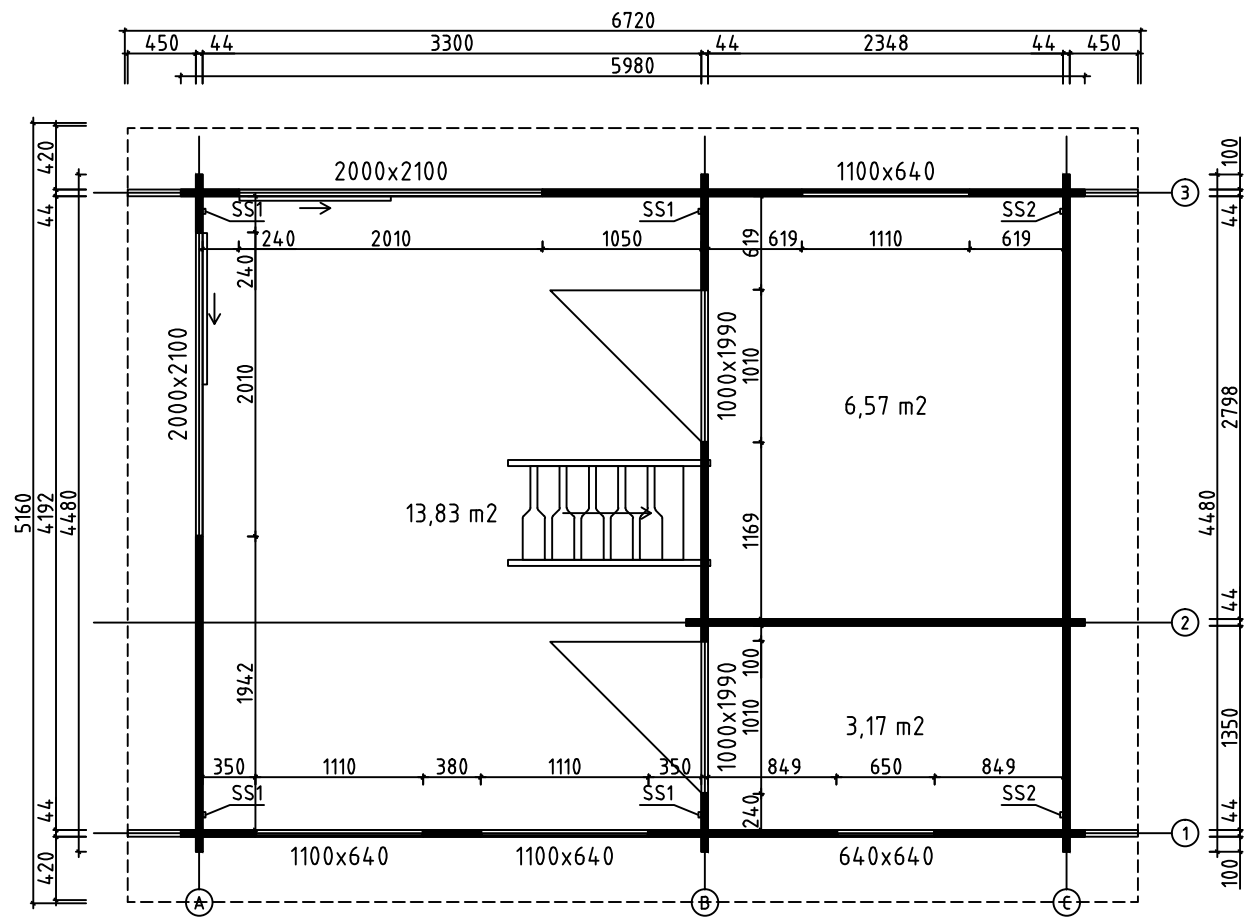
Date rev. Description

| | | | |
|-------|-----------------|-------|---|
| House | P584.3-4.4 Meia | Sheet | 2 |
|-------|-----------------|-------|---|

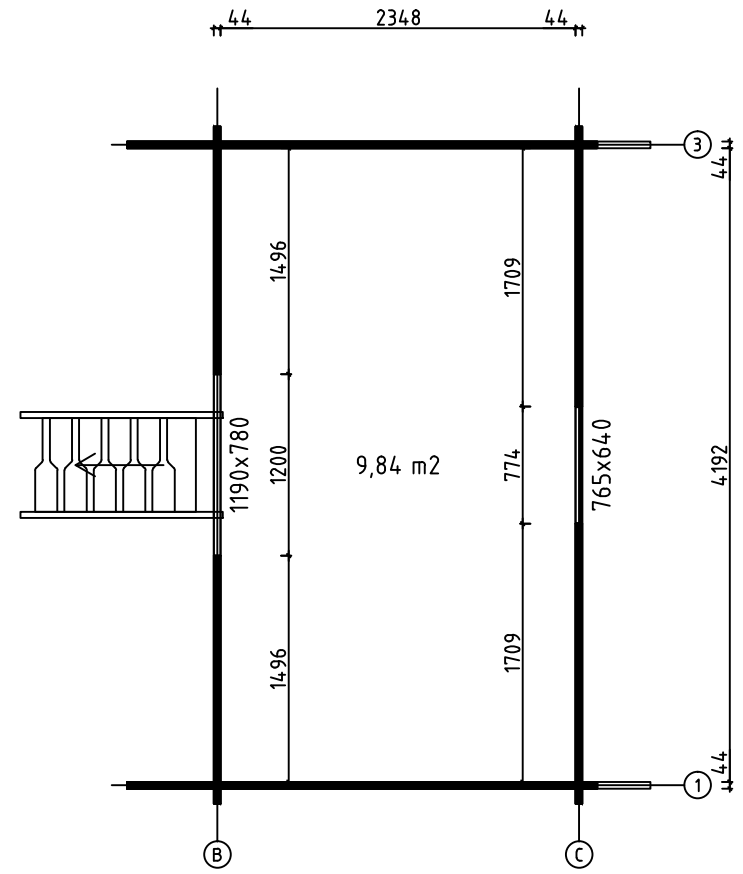
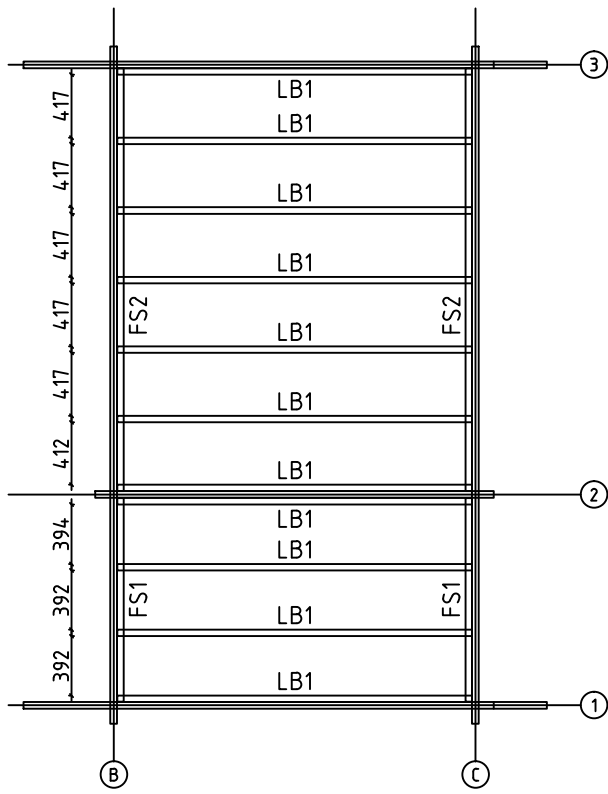
| | | | |
|---------|----|-------|--|
| Drawing | 3D | Scale | |
|---------|----|-------|--|

| | | | |
|----------|---------|------|------------|
| Material | 4.4x135 | Date | 05.01.2017 |
|----------|---------|------|------------|

| | | | |
|--------|----|------|------------------------|
| Drawer | RP | File | P584.3-4.4 Meia 3D.dwg |
|--------|----|------|------------------------|

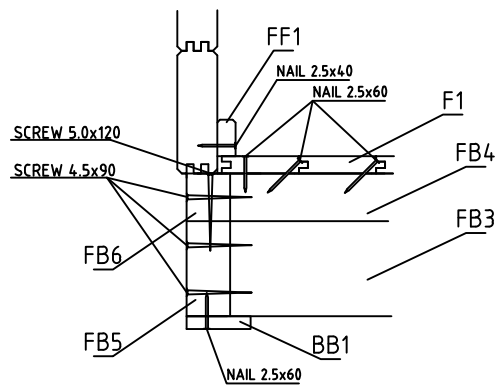
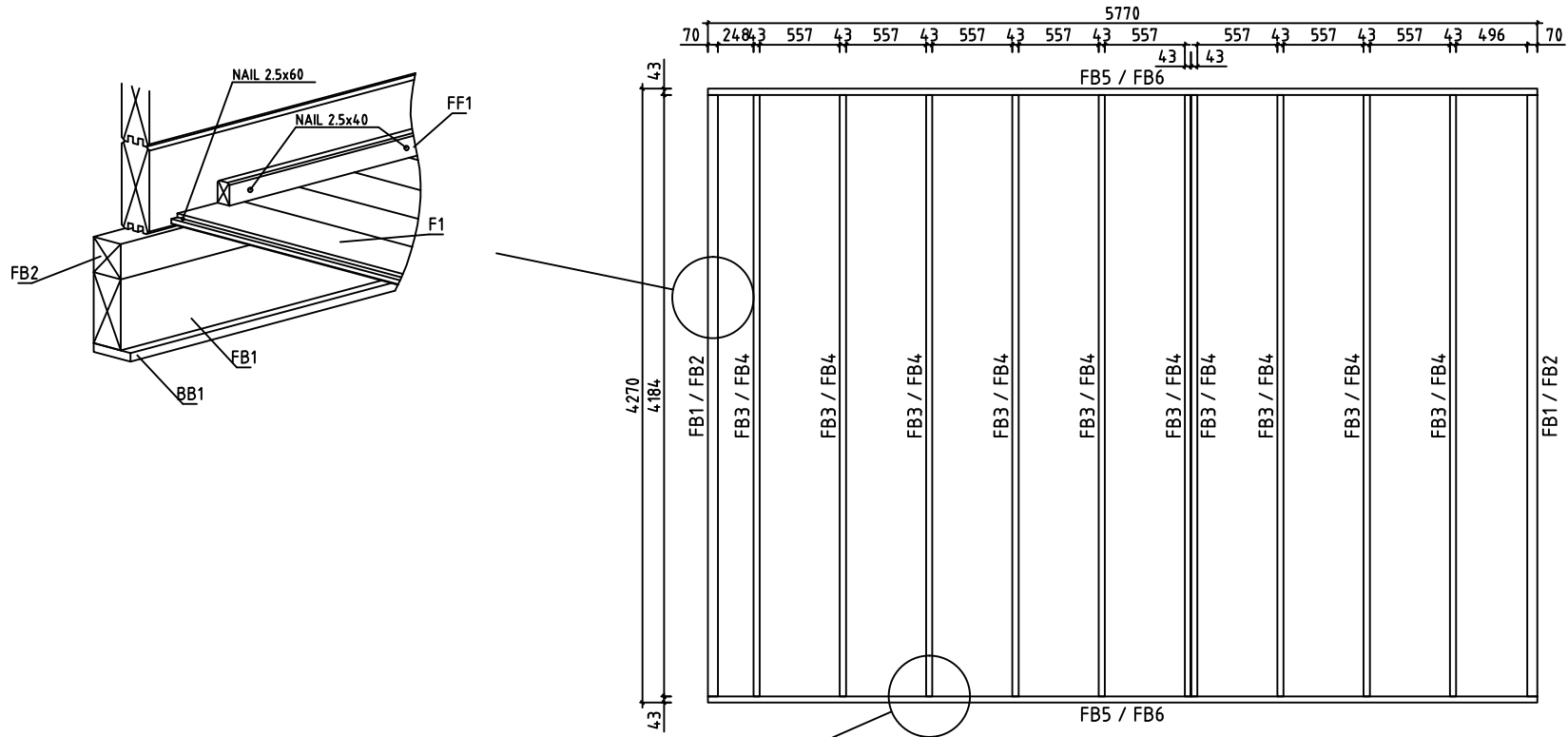


| | | | |
|----------|-------------------------|-------|-------------------|
| House | P5843-44 Meia | Sheet | 3 |
| Drawing | PLAN-SUUNNITELMA-PLANEN | Scale | 1:50 |
| Material | 44x135 | Date | 05.01.2017 |
| Drawer | RP | File | P5843-44 Meia.dwg |



LOFT FLOOR BEAMS - PARVIA LATTIAPALKIT - LOFT GOLVBJÄLKAR

| | | | |
|----------|--|-------|-------------------|
| House | P5843-44 Meia | Sheet | 4 |
| Drawing | LOFT FLOOR - PARVIA LATTIA - LOFT GOLV | Scale | 1:50 |
| Material | 43x43, 43x140 44x135 | Date | 05.01.2017 |
| Drawer | RP | File | P5843-44 Meia.dwg |



| | | | |
|----------|-------------------------------------|-------|-------------------|
| House | P5843-44 Meia | Sheet | 5 |
| Drawing | FLOORBEAMS-LATTIAPALKIT-GOLVBJÄLKAR | Scale | 1:50 |
| Material | 70x140, 70x70, 43x140, 43x70 | Date | 05.01.2017 |
| Drawer | RP | File | P5843-44 Meia.dwg |

F1


F2



F2

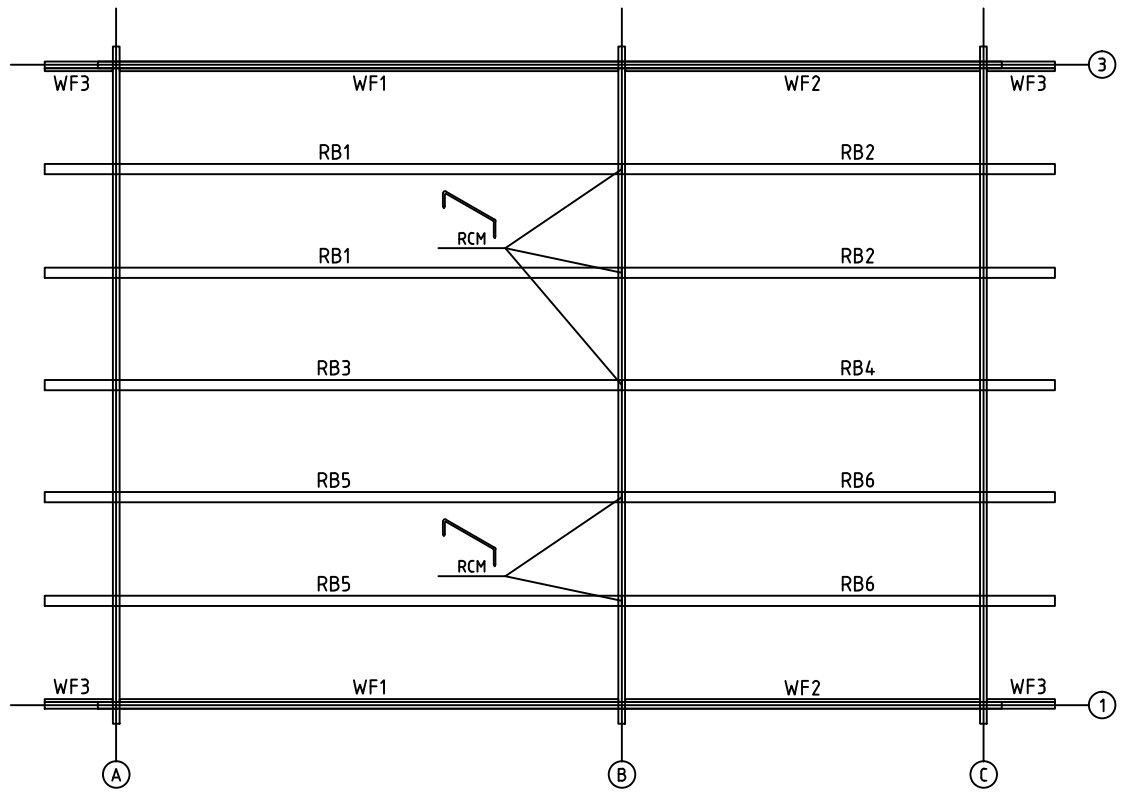
FLOORBOARD-LATTIALAUTA-GOLVBRÄDE

L1

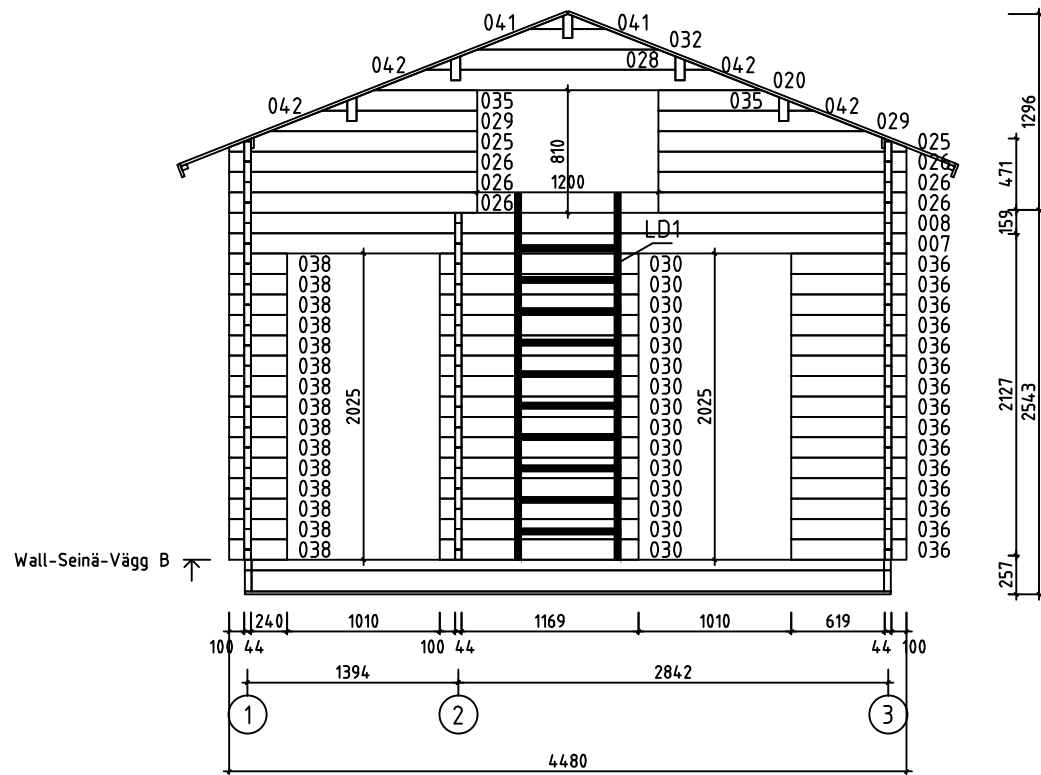


LOFT FLOORBOARD - PARVIA LATTIALATTIA - LOFT GOLVBRÄDE

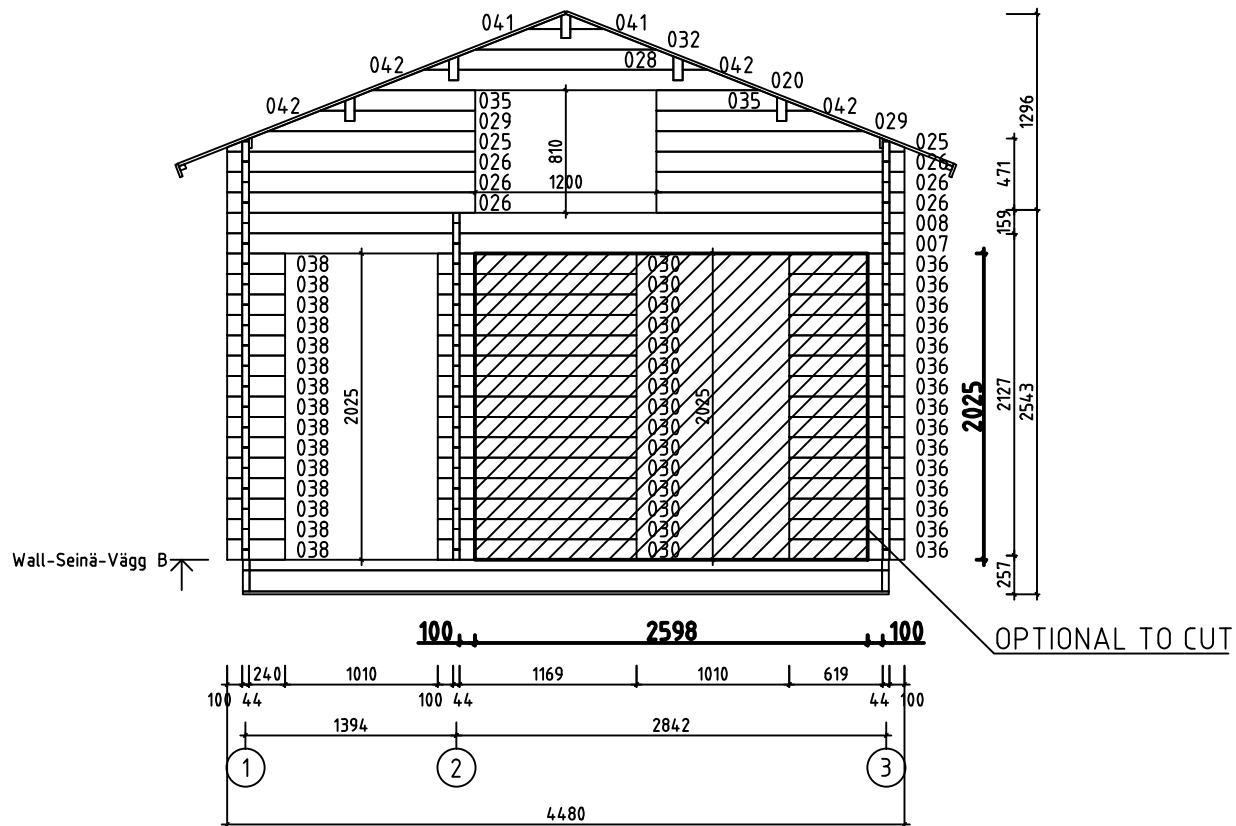
| | | | |
|----------|----------------------------------|-------|-------------------|
| House | P5843-44 Meia | Sheet | 6 |
| Drawing | FLOORBOARD-LATTIALAUTA-GOLVBRÄDE | Scale | 1:50 |
| Material | 114x28, 114x19 | Date | 05.01.2017 |
| Drawer | RP | File | P5843-44 Meia.dwg |



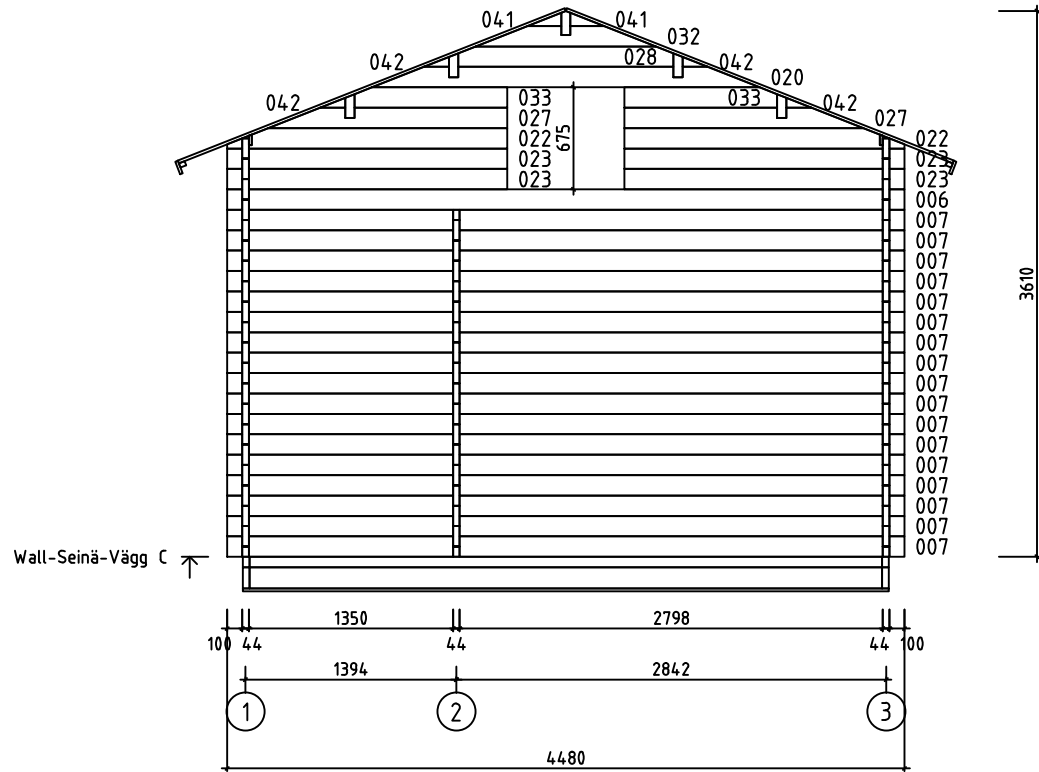
| | | | |
|----------|-----------------------------|-------|-------------------|
| House | P5843-44 Meia | Sheet | 7 |
| Drawing | PURLINS-KATTO-ORRET-TAKÅSAR | Scale | 1:50 |
| Material | 68x190, 19x70 | Date | 05.01.2017 |
| Drawer | RP | File | P5843-44 Meia.dwg |



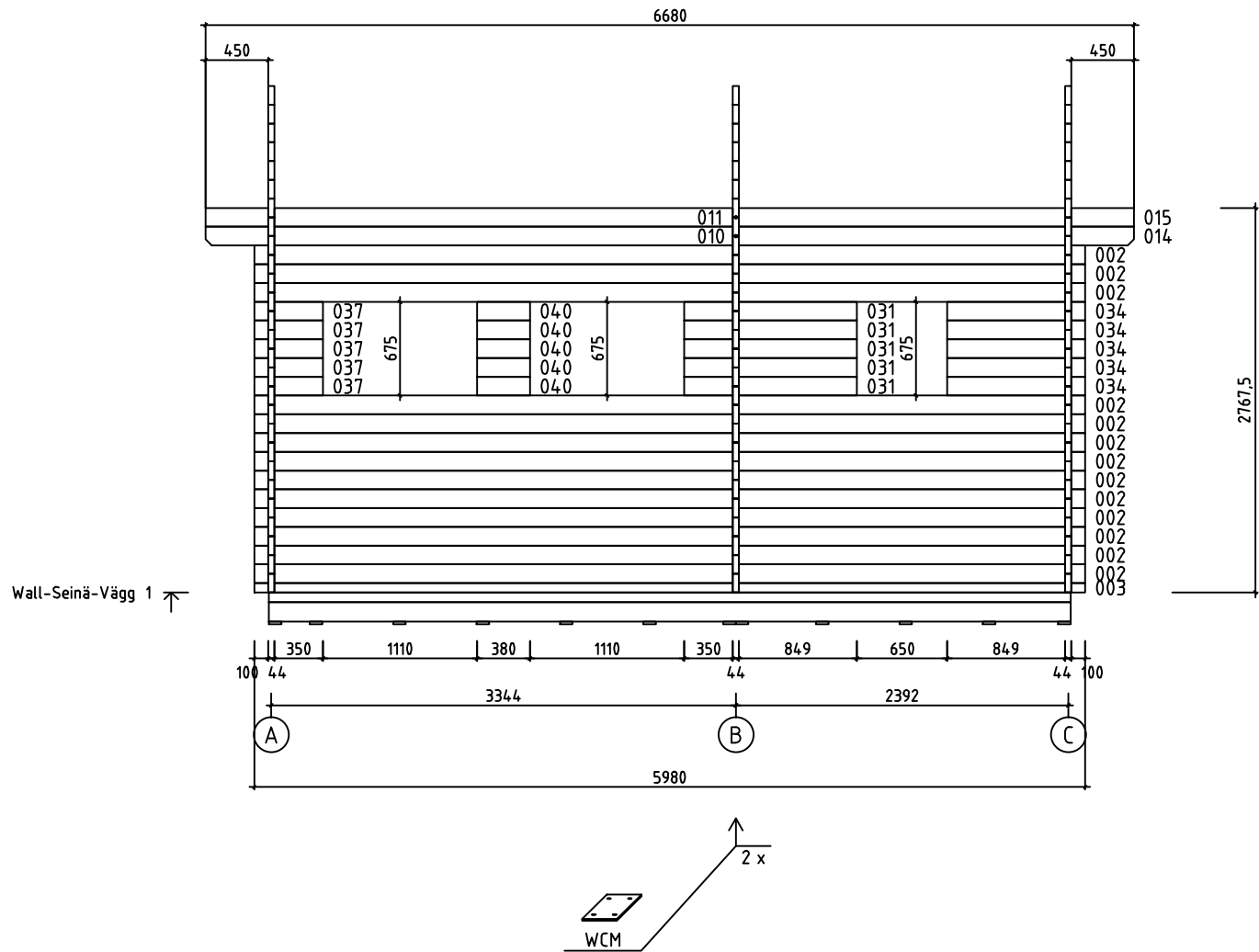
| | | | |
|----------|-------------------|-------|-------------------|
| House | P5843-44 Meia | Sheet | 9 |
| Drawing | WALL-SEINÄ-VÄGG B | Scale | 1:50 |
| Material | 44x135 | Date | 05.01.2017 |
| Drawer | RP | File | P5843-44 Meia.dwg |



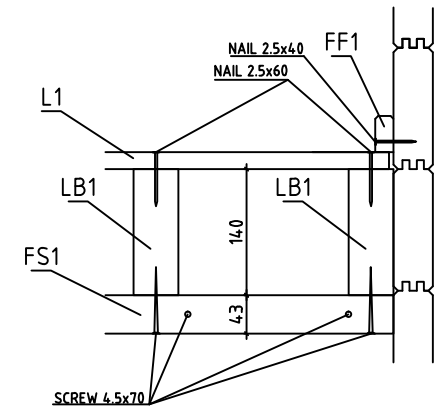
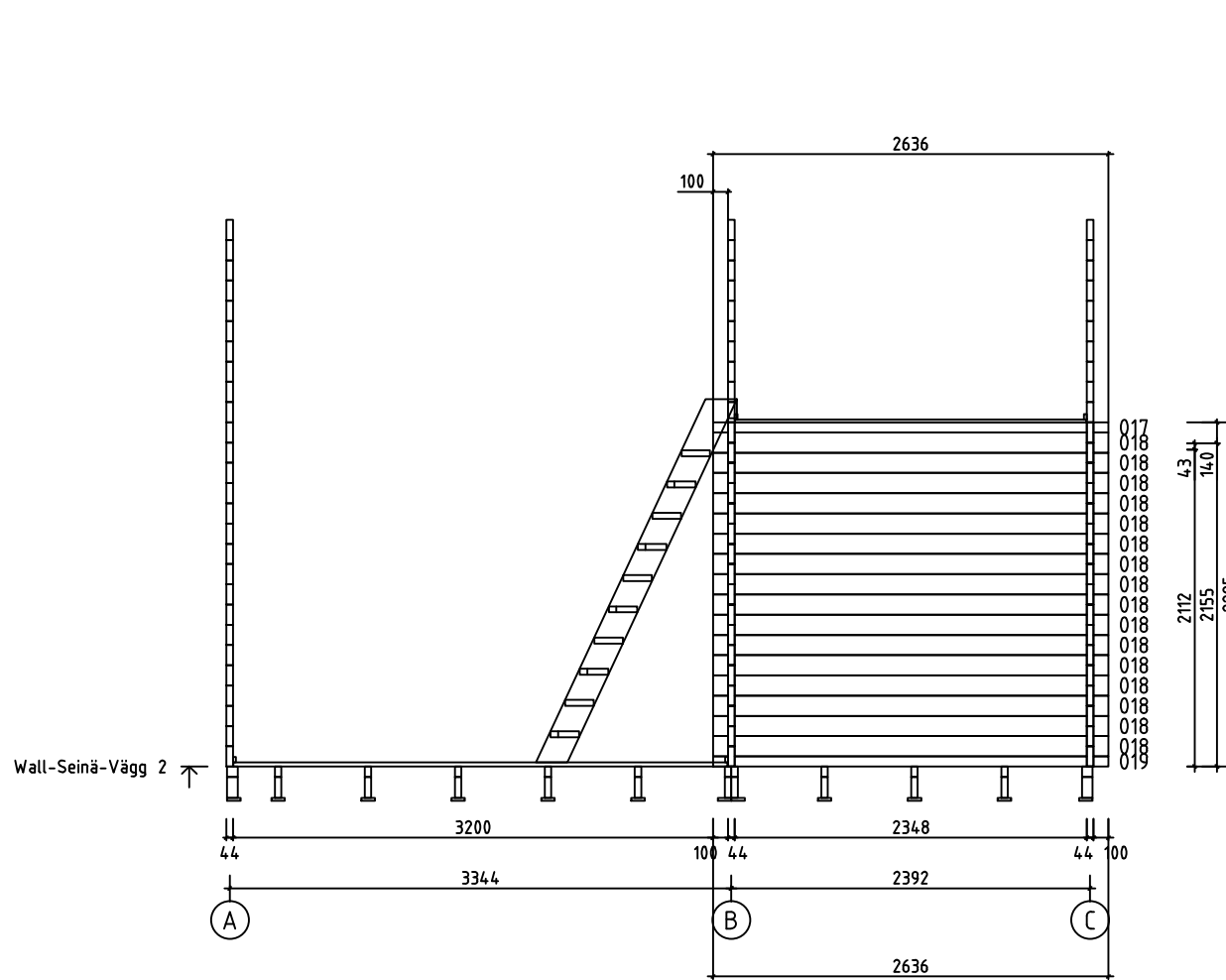
| | | | |
|----------|-------------------|-------|----------------------------|
| House | P5843-44 Meia | Sheet | 9A |
| Drawing | WALL-SEINÄ-VÄGG B | Scale | 1:50 |
| Material | 44x135 | Date | 05.01.2017 |
| Drawer | RP | File | P5843-44 Meia Optional.dwg |



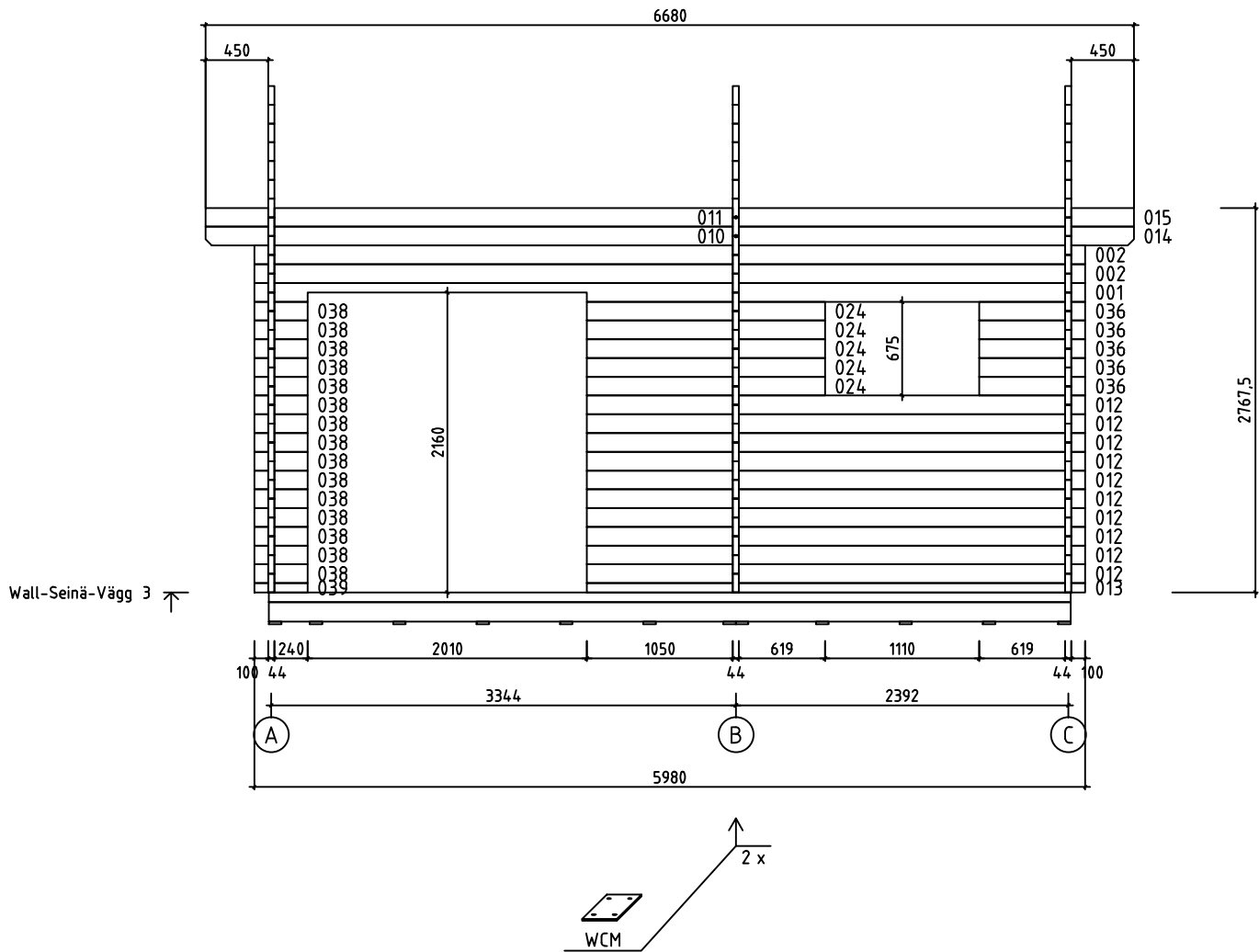
| | | | |
|----------|-------------------|-------|-------------------|
| House | P5843-44 Meia | Sheet | 10 |
| Drawing | WALL-SEINÄ-VÄGG C | Scale | 1:50 |
| Material | 44x135 | Date | 05.01.2017 |
| Drawer | RP | File | P5843-44 Meia.dwg |



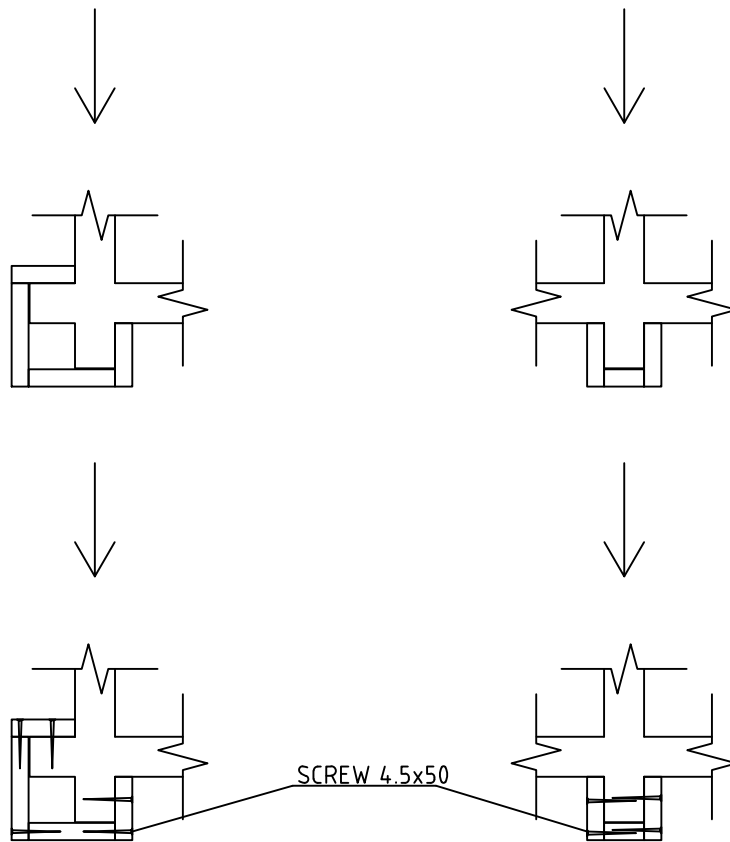
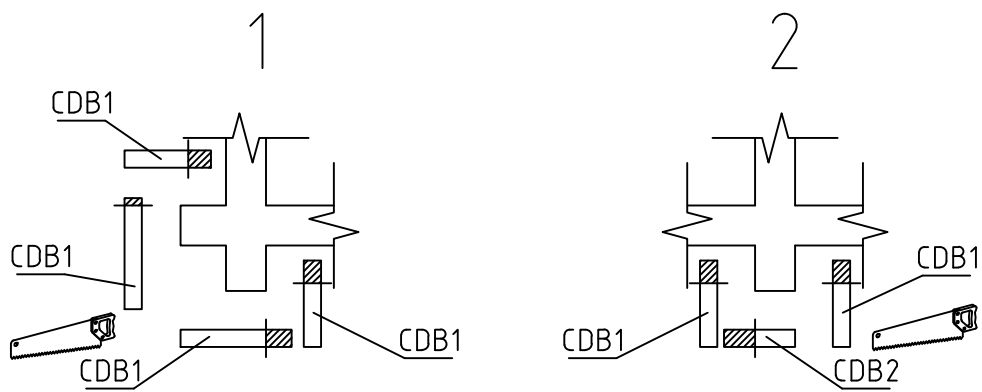
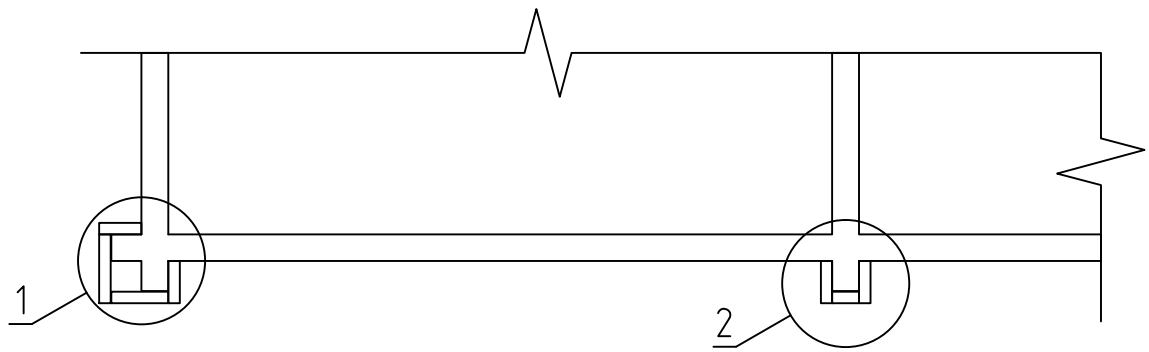
| | | | |
|----------|-------------------|-------|-------------------|
| House | P5843-44 Meia | Sheet | 11 |
| Drawing | WALL-SEINÄ-VÄGG 1 | Scale | 1:50 |
| Material | 44x135 | Date | 05.01.2017 |
| Drawer | RP | File | P5843-44 Meia.dwg |




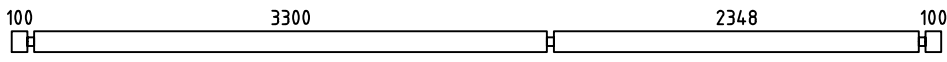
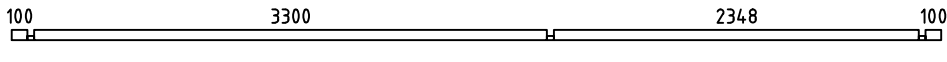
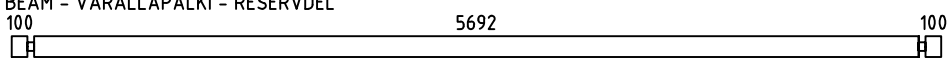

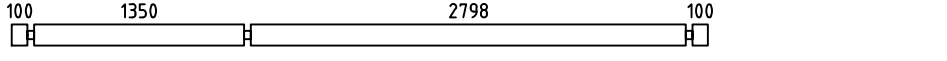
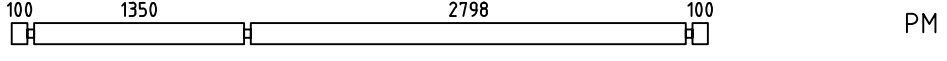
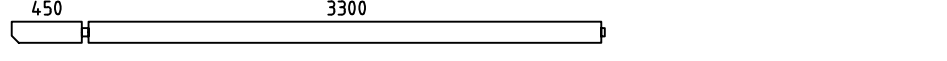



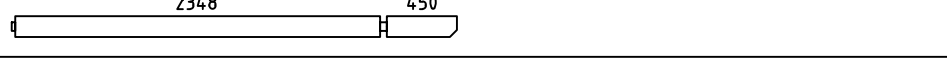
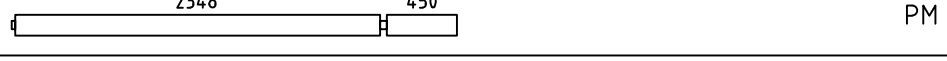










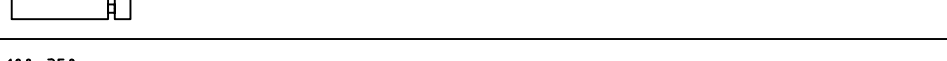

| | | | |
|----------|-------------------|-------|-------------------|
| House | P5843-44 Meia | Sheet | 12 |
| Drawing | WALL-SEINÄ-VÄGG 2 | Scale | 1:50 |
| Material | 44x135 | Date | 05.01.2017 |
| Drawer | RP | File | P5843-44 Meia.dwg |




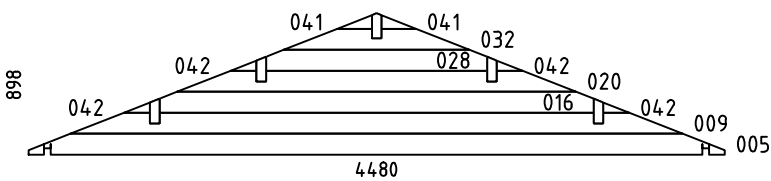
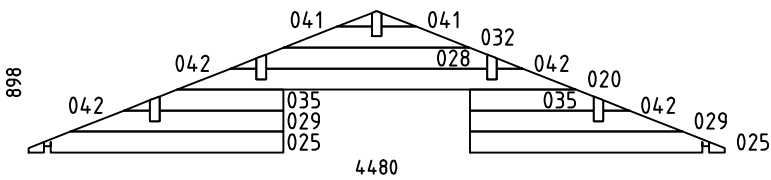
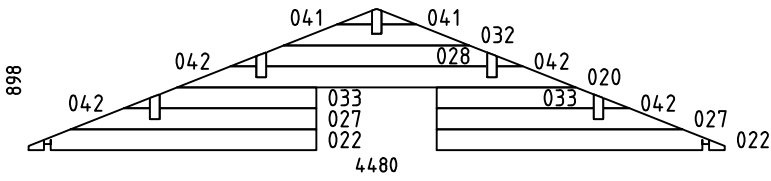




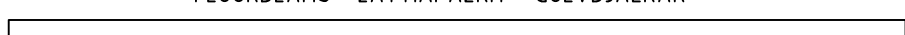
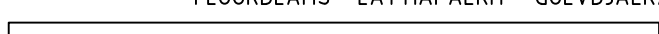
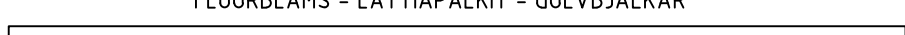
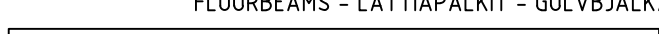









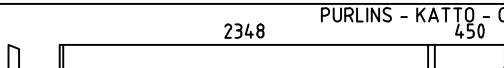
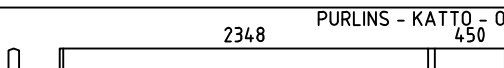





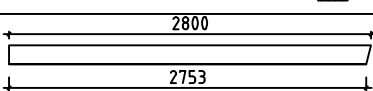
















| | | | |
|----------|-------------------|-------|-------------------|
| House | P5843-44 Meia | Sheet | 13 |
| Drawing | WALL-SEINÄ-VÄGG 3 | Scale | 1:50 |
| Material | 44x135 | Date | 05.01.2017 |
| Drawer | RP | File | P5843-44 Meia.dwg |










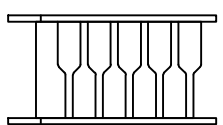
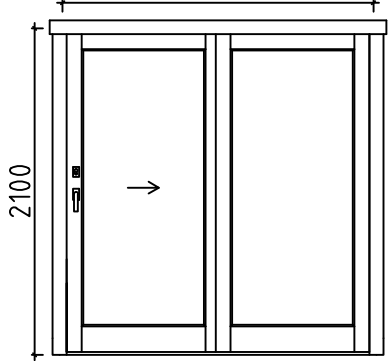
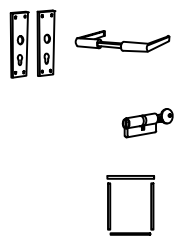
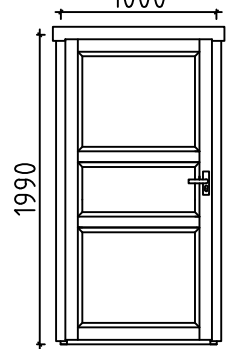
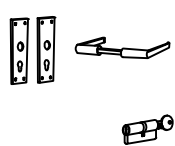


| | | | |
|----------|-------------------------------------|-------|-------------------|
| House | P5843-44 Meia | Sheet | 14 |
| Drawing | CORNER DECORATION - HÖRN DEKORATION | Scale | 1:50 |
| Material | | Date | 05.01.2017 |
| Drawer | RP | File | P5843-44 Meia.dwg |

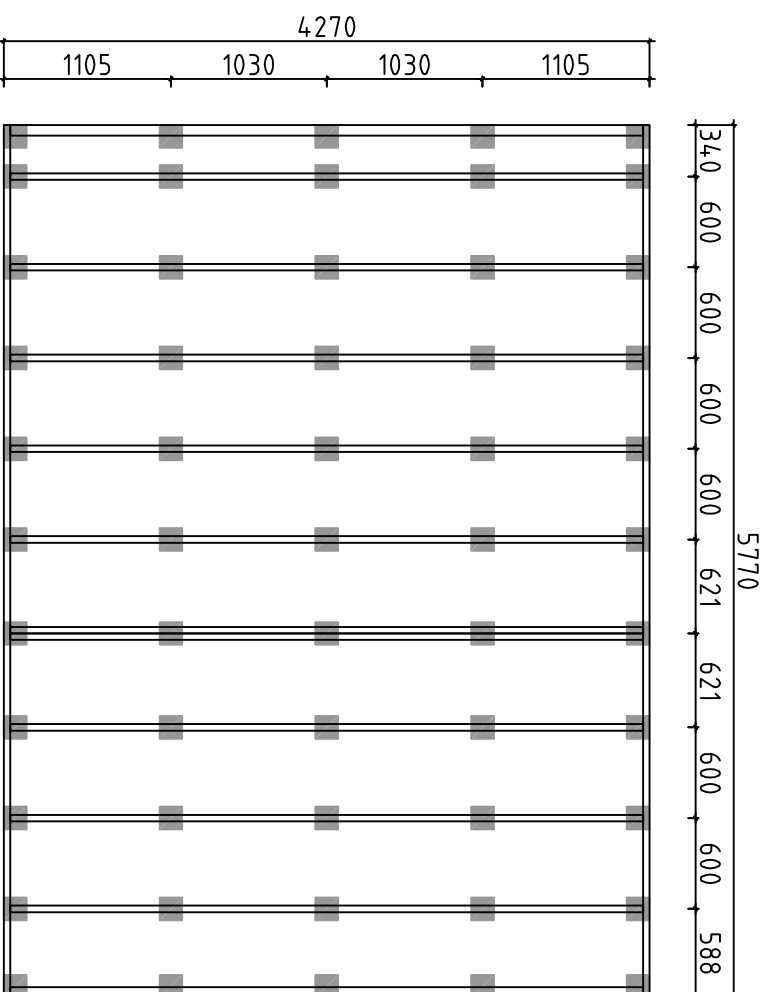
| Pos | P5843-44 Meia | Pcs. St. | Profil(e) (mm) | L (mm) |
|---------------------|---|----------|------------------------|----------|
| 001 |  | 1 | 44x135 | 5980 |
| 002 |  | 15 | 44x135 | 5980 |
| 003 |  | 1 | 44x68 | 5980 |
| 004 | SPARE BEAM - VARALLAPALKI - RESERVDEL  | 1 | 44x135 | 5980 |
| 006 |  | 5 | 44x135 | 4480 |
| 007 |  | 18 | 44x135 | 4480 |
| 008 |  | PM 1 | 44x135 | 4480 |
| 010 |  | 2 | 44x135 | 3816 |
| 011 |  | PM 2 | 44x135 | 3816 |
| 012 |  | 10 | 44x135 | 3586 |
| 013 |  | 1 | 44x68 | 3586 |
| 014 |  | 2 | 44x135 | 2864 |
| 015 |  | PM 2 | 44x135 | 2864 |
| 017 |  | 1 | 44x68 | 2636 |
| 018 |  | 16 | 44x135 | 2636 |
| 019 |  | 1 | 44x68 | 2636 |
| 021 |  | 16 | 44x135 | 2086 |
| 023 |  | 4 | 44x135 | 1853 |
| 024 |  | 5 | 44x135 | 1713 |
| 026 |  | 6 | 44x135 | 1640 |
| 030 |  | 15 | 44x135 | 1313 |
| 031 |  | 5 | 44x135 | 1243 |
| 034 |  | 5 | 44x135 | 993 |
| 036 |  | 20 | 44x135 | 763 |
| 037 |  | 5 | 44x135 | 494 |
| House P5843-44 Meia | | Material | File P5843-44 Meia.dwg | Sheet 15 |

| Pos | P5843-44 Meia | Pcs. St. | Profil(e) (mm) | L (mm) |
|------|---|----------|----------------|--------|
| 038 | 100 240  | 46 | 44x135 | 384 |
| 039 | 100 240  | 1 | 44x68 | 384 |
| 040 |  | 5 | 44x135 | 380 |
| WA-1 |  | 1 | 44x898 | 4480 |
| WB-1 |  | 1 | 44x898 | 4480 |
| WC-1 |  | 1 | 44x898 | 4480 |
| HB | HIT BLOCK-ASENNUSPALKI-SLAG BRÄDA  | 2 | 44x135 | 300 |
| LB1 | LOFT FLOOR BEAMS-PARVIAPALKIT-LOFTBJÄLKAR  | 11 | 43x140 | 2345 |
| FB1 | FLOORBEAMS - LATTIAPALKIT - GOLVBJÄLKAR  | 2 | 70x140 | 4184 |
| FB2 | FLOORBEAMS - LATTIAPALKIT - GOLVBJÄLKAR  | 2 | 70x70 | 4184 |
| FB5 | FLOORBEAMS - LATTIAPALKIT - GOLVBJÄLKAR  | 2 | 43x140 | 5770 |
| FB3 | FLOORBEAMS - LATTIAPALKIT - GOLVBJÄLKAR  | 10 | 43x140 | 4184 |
| FB6 | FLOORBEAMS - LATTIAPALKIT - GOLVBJÄLKAR  | 2 | 43x70 | 5770 |
| FB4 | FLOORBEAMS - LATTIAPALKIT - GOLVBJÄLKAR  | 10 | 43x70 | 4184 |
| BB1 | COUNTERFLOOR HOLDING BOARDS-ROSSIPOHJAA KANNATTELEVAT LAUDAT-BRÄDER SOM HALLER TROSSBOTTEN  | 12 | 90x19 | 4270 |
| FS2 | SLEEPING FLOOR SUPPORTING SLAT-PARVIALATTIA TUKILISTA -LOFTGOLVLIST  | 2 | 43x43 | 2795 |
| FS1 | SLEEPING FLOOR SUPPORTING SLAT-PARVIALATTIA TUKILISTA -LOFTGOLVLIST  | 2 | 43x43 | 1345 |
| RB5 | PURLINS - KATTO - ORRET - TAKASAR  | 2 | 68x190 | 3816 |
| RB1 | PURLINS - KATTO - ORRET - TAKASAR  | 2 | 68x190 | 3816 |

| Pos | P5843-44 Meia | | Pcs. St. | Profil(e) (mm) | L (mm) |
|-------|---|--|----------------|-------------------|-----------|
| RB3 |  | PURLINS - KATTO - ORRET - TAKASAR | 1 | 68x190 | 3816 |
| RB6 |  | PURLINS - KATTO - ORRET - TAKASAR | 2 | 68x190 | 2864 |
| RB2 |  | PURLINS - KATTO - ORRET - TAKASAR | 2 | 68x190 | 2864 |
| RB4 |  | PURLINS - KATTO - ORRET - TAKASAR | 1 | 68x190 | 2864 |
| F1 | FLOORBOARD - LATTIALAUTA - GOLVBRÄDE |  114 or-tai-eller 88 | 37+1 48+1 | 114x28 88x28 | 3295 |
| F2 | FLOORBOARD - LATTIALAUTA - GOLVBRÄDE |  114 or-tai-eller 88 | 37+1 48+1 | 114x28 88x28 | 2340 |
| L1 | LOFT BOARD - PARVIALATTIA - LOFTGOLV |  114 or-tai-eller 88 | 21+1 28+1 | 114x19 88x19 | 4185 |
| R1 | ROOFBOARD - KATTOLAUTA - TAKBRÄDE |  114 or-tai-eller 88 | 118+2 154+2 | 114x19 88x19 | 2750 |
| FF1 | SKIRTING SLAT - LATTIALISTA - GOLVLIST |  | | 19x35 | 47 m |
| GB1 | GABLE BOARD - KAAPELILAUTA - GAVELBRÄDA |  | 4 | 19x120 | 2800 |
| GS1 | BOARD MATCHING WITH GABLE BOARD-KAAPELILAUTA VASTAVA LAUTA-BRÄDA OVANPÅ GAVELBRÄDA |  | 4 | 19x70 | 2800 |
| EB1 | EAVE BOARD - RÄYSTÄSLAUTA - TAKFOTBRÄDE |  | 4 | 19x90 | 3340 |
| ES1 | EAVE SLAT - RÄYSTÄSLISTA - TAKFOTLIST |  | 4 | 30x40 | 3340 |
| DB1 | DECORATIVE - KORISTE - PRYDNADS |  | 2 | 19x90 | 200 |
| CDB1 | CORNER DECORATION BOARD- HÖRN DEKORATION BRÄDE |  | 22 | 120x19 | 2790 |
| CDB2 | CORNER DECORATION BOARD- HÖRN DEKORATION BRÄDE |  | 3 | 90x19 | 2790 |
| WF1 | SIDEWALL SKIRTING SLAT-KATTOLISTA-PÄÄDYT -TAKLIST-GAVLAR |  | 2 | 19x70 | 3296 |
| WF2 | SIDEWALL SKIRTING SLAT-KATTOLISTA-PÄÄDYT -TAKLIST-GAVLAR |  | 2 | 19x70 | 2344 |
| WF3 | SIDEWALL SKIRTING SLAT-KATTOLISTA-PÄÄDYT -TAKLIST-GAVLAR |  | 4 | 19x70 | 448 |
| CB1 | COVERING BOARD-PEITELAUTA-HYLLBRÄDA |  | 1 | 19x120 | 2300 |
| SB1 | SUPPORT BOARD-TUKILAUTA-KONSOL |  | 2 | 19x79 | 155 |
| SS1 | STORM SLAT-MYRSKY LISTA-OVÄDER SPJÄLA |  | 4 | 19x35 | 2700 |
| SS2 | STORM SLAT-MYRSKY LISTA-OVÄDER SPJÄLA |  | 2 | 19x35 | 2020 |
| RCM | ROOFBEAMS CONNECTING METAL-METALL FÖR SAMMANFOGNING AV TAKASAR-KATTO-ORRE YHTEENLITYSMETALLT |  | 5 | ∅6 | 200 |
| WCM | WALLBEAMS CONNECTING METAL-METALLPLATTA FÖR SAMMANFOGNING AV VÄGGEN BALKAR-SEINÄPALKKEJA METALLISET YHTEENLIITYMISLAATAT |  | 4 | 25 | 25 |
| | SCREWS-RUUVIT-SKRUVAR FOR-VARTEN-FÖR |  SS1, SS2 | 18 | ∅6 | 50 |
| House | P5843-44 Meia | Material | File | P5843-44 Meia.dwg | Sheet 17 |

| Pos | P5843-44 Meia | | Pcs. St. | Profil(e) (mm) | L (mm) |
|-------|---|---|---|-------------------|-------------------|
| | WASHER-ALUSLAATTA-BRICKA FOR-VARTEN-FÖR | SS1, SS2 |  | 18 | φ6 |
| | NAILS-NAULAT-SPIKAR FOR-VARTEN-FÖR | FF1 |  | 110 | φ2.0 |
| | NAILS-NAULAT-SPIKAR FOR-VARTEN-FÖR | F1, F2, L1, R1, BB1 |  | 1600 | φ2.5 |
| | SCREWS-RUUVIT-SKRUVAR FOR-VARTEN-FÖR | WCM |  | 20 | φ3.5 |
| | SCREWS-RUUVIT-SKRUVAR FOR-VARTEN-FÖR | GB1, GS1, EB1, ES1, DB1, CB CDB1, CDB2, WF1, WF2, WF3 |  | 300 | φ4.5 |
| | SCREWS-RUUVIT-SKRUVAR FOR-VARTEN-FÖR | FS1, FS2, LB1, SB |  | 50 | φ4.5 |
| | SCREWS-RUUVIT-SKRUVAR FOR-VARTEN-FÖR | 001, 018, 019, 022 FB1, FB2, FB3, FB4, FB5, FB6 |  | 70 | φ4.5 |
| | SCREWS-RUUVIT-SKRUVAR FOR-VARTEN-FÖR | FB2, FB4, FB6 |  | 60 | φ5.0 |
| | SCREWS-RUUVIT-SKRUVAR FOR-VARTEN-FÖR | RB1, RB2, RB3, RB4, RB5, RB6 |  | 20 | φ6.0 |
| LD1 | LADDER-TIKAPUUT-STEGE |  | 1 | 700 | 2760 |
| D1 | DÖÖR-OVI-DÖÖR (1x left-jäljellä-vänster; 1x right-oikea-höger) ORT_LYK V+P 2000  |  | 1+1 2 2 2 | 2000 | 2100 |
| D2 | DÖÖR-OVI-DÖÖR (left-jäljellä-vänster) AST 1000  |  | V 2 2 | 1000 | 1990 |
| House | P5843-44 Meia | | Material | File | P5843-44 Meia.dwg |
| | | | | Sheet | 18 |

| Pos | P5843-44 Meia | Pcs. St. | Profil(e) (mm) | L (mm) |
|-----|---|------------------|----------------|--------|
| W1 | WINDOW-IKKUNAN-FÖNSTER ORT_ST_SU | 3 3 3 3 | 1100 | 640 |
| W2 | WINDOW-IKKUNAN-FÖNSTER (right-oikea-höger) ORT_ST | 1 1 1 1 | 640 | 640 |
| W3 | WINDOW-IKKUNAN-FÖNSTER ORT_ST_SU | 1 1 1 1 | 765 | 640 |
| FL1 | FRAME AROUND LOFT ENTRANCE | 1 | 1190 | 780 |

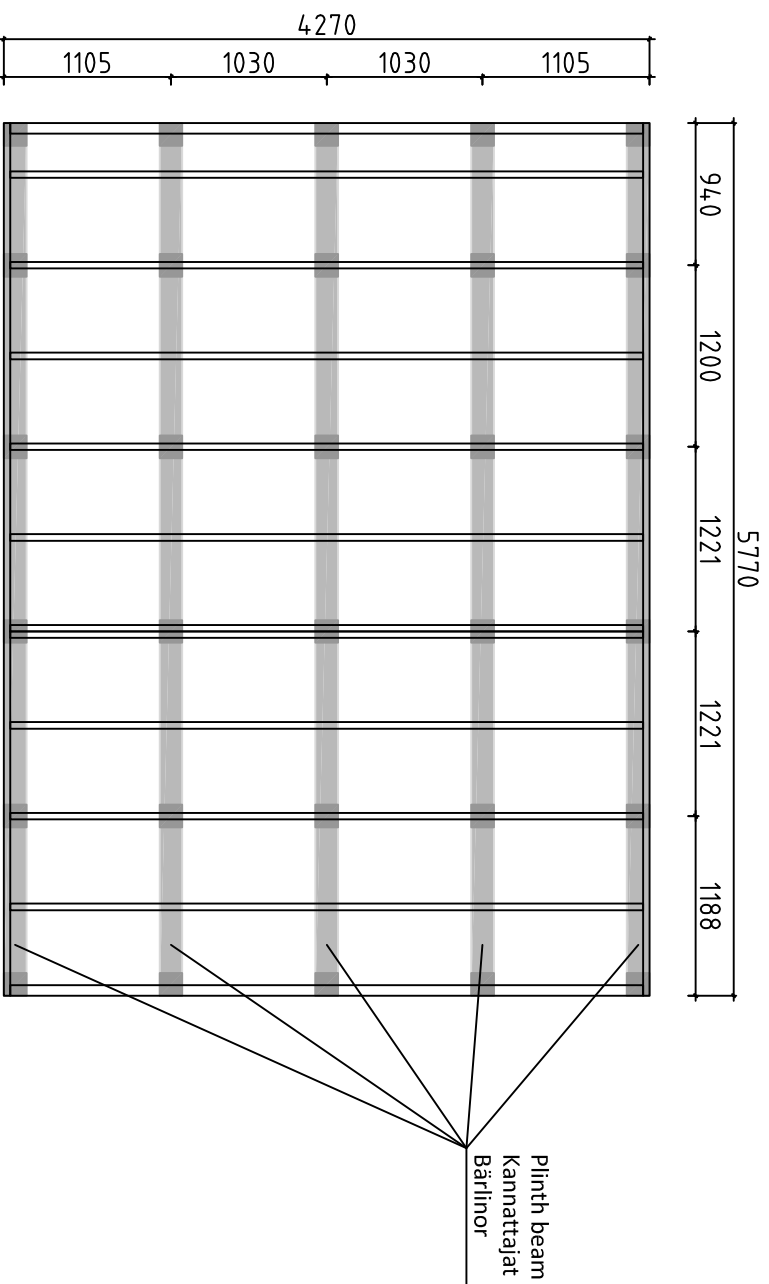


Detta är ett förslag för hur man kan placera plintarna (100-200 mm i diameter) för golvbjälklaget. Golvbjälkarna är med i byggsatsen, men inte plintarna. Använder man exempelvis 500-600mm långa murblock så kan man halvera antalet punkter. Lägg fuktskyddande papp mellan betong och trä

Tämä on ehdotus siitä, miten (100-200 mm läpimittaiset) jalat voidaan sijoittaa alapohjaa varten. Lattiapalkit ovat rakennussarjassa, mutta jalkoja ei ole. Kun käytetään esimerkiksi 500-600 mm pitkiä harkkoja, voidaan pisteiden määrä puoltaa. Aseta betonin ja puun väliin kosteudelta suojava pahvi

A proposal for placing plinths (100-200 mm in diameter) for floor beams. Floor beams are provided in the kit but plinths are not included. For example, by using 500-600 mm long masonry units, one can reduce the number of points 50%. Place cardboard between the concrete and wood to protect from moisture

| | | | |
|----------|-----------------------------|-------|------------------------------|
| House | P5843-44 Meia | Sheet | 20 |
| Drawing | PLINTPLAN - FOUNDATION PLAN | Scale | 1:50 |
| Material | | Date | 05.01.2017 |
| Drawer | RP | File | P5843-44 Meia Foundation.dwg |



Förslag på alternativ plintplan med bärilnor och plintar. Bärilnor 45x95 eller 45x120 och plintar ca 100-200 mm i diameter. (Bärilnor och plintar ingår ej i leveransen). Används exempelvis murblock, (ingår ej i leveransen) istället för plintar, kan man lägga bärilnorra platt mot dessa och på det sättet minska höjden på konstruktionen. I denna konstruktion kan man dessutom lägga en "boardskiva" mellan bärilnorra och golvbjälkarna och på det sättet bära upp bjälklagsisoleringen. Lagg fuktskyddande papp mellan betong och trä

Endotus valitoehtoista jalustasta kannattajilla ja jalolla. Kannattajat 45x95 tai 45x120 ja jalat läpimitataan n. 100-200 mm (kannattajat ja jalat ei ole toimituksessa). Käytettäessä esimerkiksi harkkoja (ei kuulu toimitukseen) jalkojen sijasta, voi kannattajat asettaa lappeelleen niitä vasten ja sillä tavoin vähentää rakenteen korkeutta. Tässä rakenteessa voi lisäksi asettaa levyä kannattajien ja lattiapalkkien väliin ja sillä tavoin kannattaa alapohjan eristystä. Aseta betonin ja puun väliin kosteudelta suojaava pähvi

A proposal for alternative plinth beam layout plan. Plinth beams 45x95 or 45x120 and plinths ca 100-200 mm in diameter (plinth beams and plinths are not included in the kit). For example, by using masonry units (not included in the kit) instead of plinths, one can lay plinth beams flat against the masonry units and in that way reduce the height of the structure. In this construction one can also add "plywood board" between plinth beams. Place cardboard between the concrete and wood to protect from moisture

| | | | |
|----------|-----------------------------|-------|------------------------------|
| House | P5843-44 Meia | Sheet | 21 |
| Drawing | PLINTPLAN - FOUNDATION PLAN | Scale | 1:50 |
| Material | | Date | 05.01.2017 |
| Drawer | RP | File | P5843-44 Meia Foundation.dwg |

| | | | |
|------|-------|------|----|
| #001 | 3 | 5980 | 1 |
| #002 | 1,3 | 5980 | 15 |
| #003 | 1 | 5980 | 1 |
| #004 | | 5980 | 1 |
| #005 | A | 4480 | 1 |
| #006 | A,C | 4480 | 5 |
| #007 | B,C | 4480 | 18 |
| #008 | B | 4480 | 1 |
| #009 | A | 3937 | 1 |
| #010 | 1,3 | 3816 | 2 |
| #011 | 1,3 | 3816 | 2 |
| #012 | 3 | 3586 | 10 |
| #013 | 3 | 3586 | 1 |
| #014 | 1,3 | 2864 | 2 |
| #015 | 1,3 | 2864 | 2 |
| #016 | A | 2795 | 1 |
| #017 | 2 | 2636 | 1 |
| #018 | 2 | 2636 | 16 |
| #019 | 2 | 2636 | 1 |
| #020 | A,B,C | 2565 | 3 |
| #021 | A | 2086 | 16 |
| #022 | C | 1853 | 2 |
| #023 | C | 1853 | 4 |
| #024 | 3 | 1713 | 5 |
| #025 | B | 1640 | 2 |
| #026 | B | 1640 | 6 |
| #027 | C | 1582 | 2 |
| #028 | A,B,C | 1424 | 3 |
| #029 | B | 1369 | 2 |
| #030 | B | 1313 | 15 |
| #031 | 1 | 1243 | 5 |
| #032 | A,B,C | 1194 | 3 |
| #033 | C | 1011 | 2 |
| #034 | 1 | 993 | 5 |
| #035 | B | 798 | 2 |
| #036 | 3,B | 763 | 20 |
| #037 | 1 | 494 | 5 |
| #038 | 3,A,B | 384 | 46 |
| #039 | 3 | 384 | 1 |
| #040 | 1 | 380 | 5 |
| #041 | A,B,C | 224 | 6 |
| #042 | A,B,C | 168 | 12 |