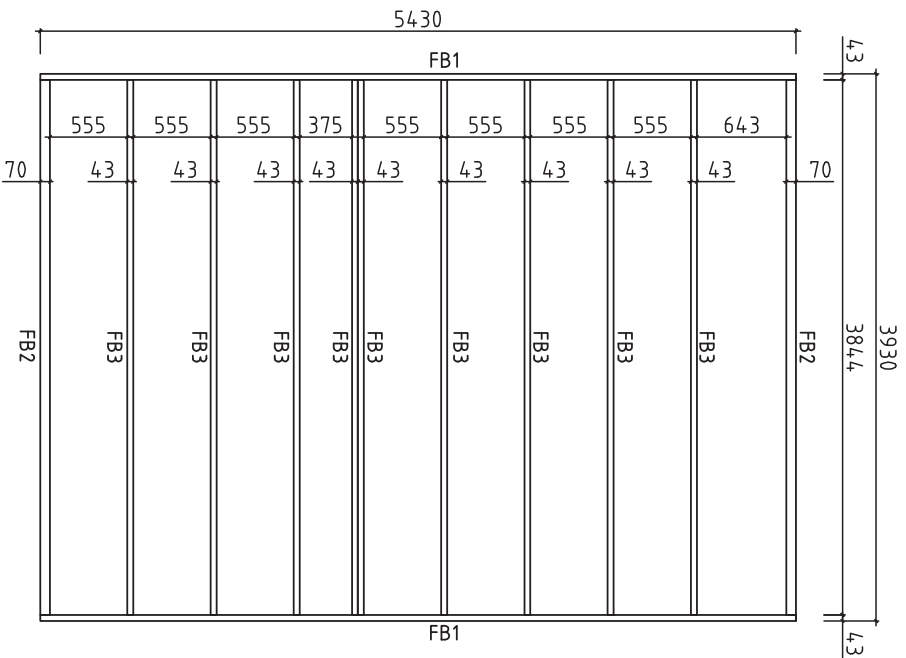
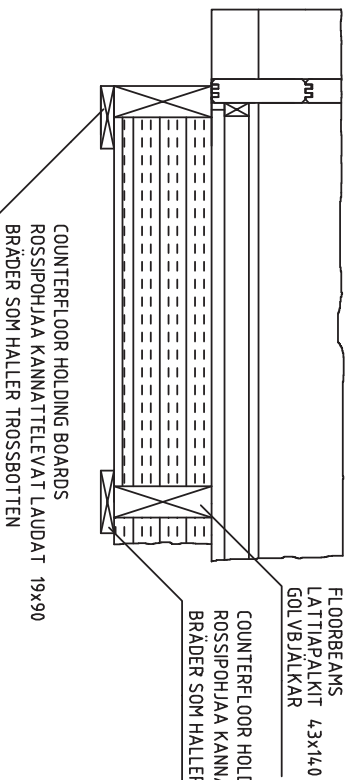
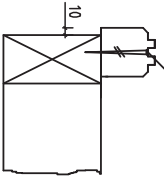


Roof Pmax=175kg/m2  
V 1.0

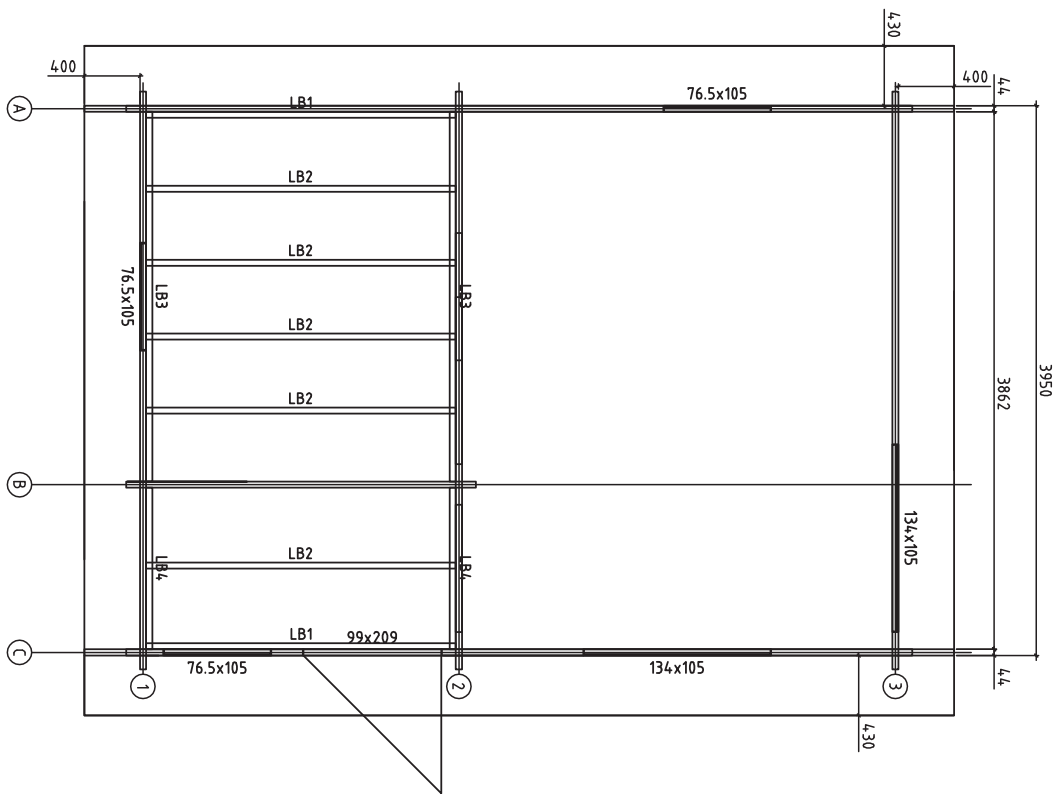
Kood	P5639-44, Saga
Jooks	Views-Kuivat-seed
Määrjal	4,4x135
Joonestus	K.K.
File	P5639-44, Saga Views.dwg
Leht	1
Hooldik	1:100
Kuup.	06.12.2017

NB!!! PLACE FIRST WALLBEAM ROUND OVER THE FLOORBEAMS FRAME 10mm  
 NB!!! FIX THE HALF BEAMS INTO FLOORBEAMS WITH SCREWS 4.5x90

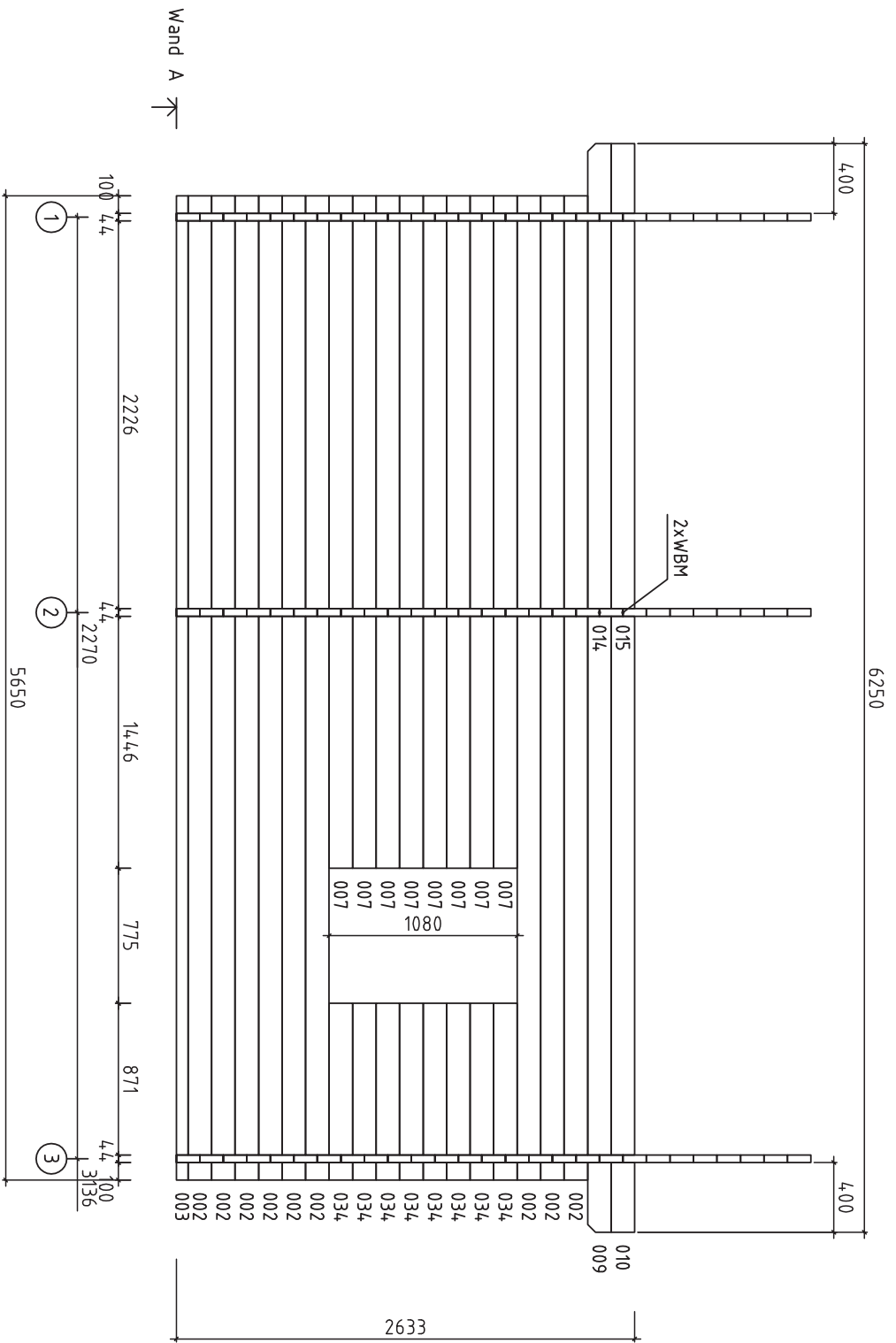
SCREW 4.5x90  
 RUUVI 4.5x90  
 SKRUVAR 4.5x90



Model	P5639-44 Saga	Unit	2
Series	Floorbeams - Lattipalkit - Golvbjälkar	Material	Koupu 1:35
Material	4.3x14.0, 70x14.0	File	06.12.2017
Manufacturer	K.Kahu	File	P5639-44 Saga Floorbeams.dwg



Kood	P5639-44 Saga	Lohi	3
Joonis	Plan	Modifika	1:35
Materiaal	4.4x135	Kump	06.12.2017
Joonestaja	K.K.	File	P5639-44_Saga.dwg



6250

400

400

2xW/BM

015  
014

010  
009

007  
007  
007  
007  
007  
1080  
007  
007  
007

2633

Wand A

2226

1446

775

871

100  
44

44  
2270


44  
100  
3136

1


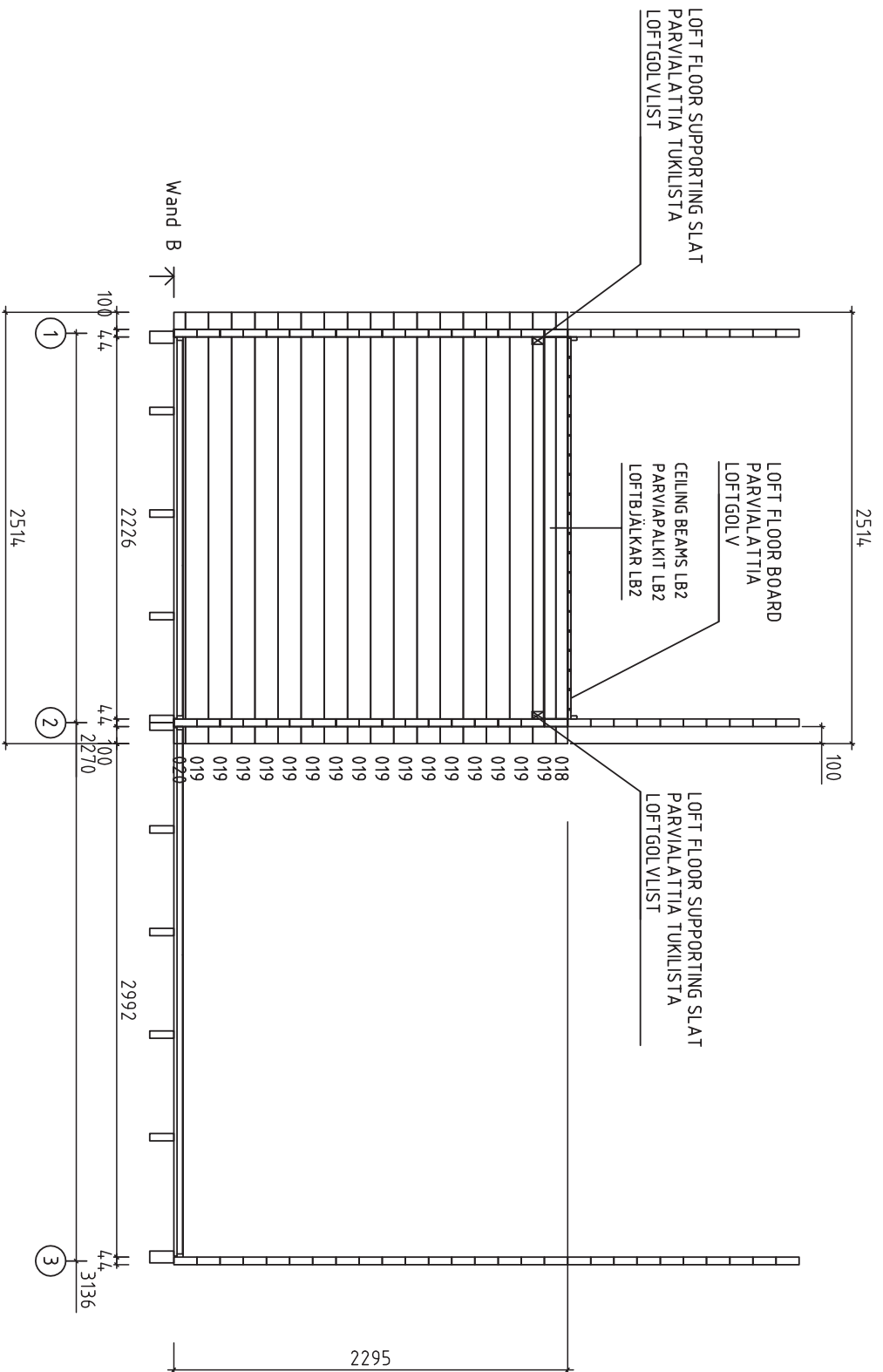
2

3

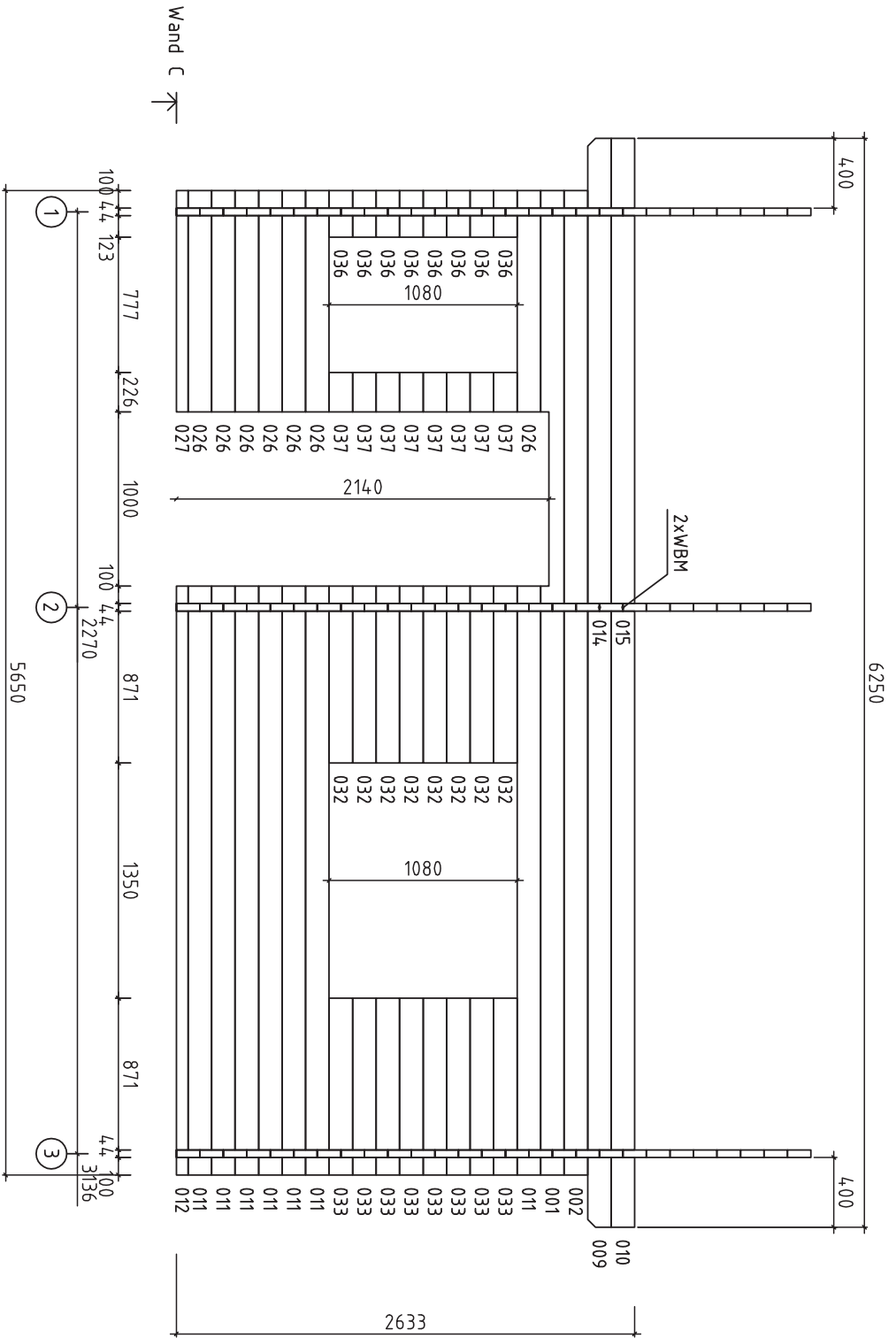
5650



Kood	P5639-44 Saga	Leht	4
Joonis	WAND A	Muutkava	1:35
Materjal	4.4 x 13.5	Kuup	14.06.2018
Joonistas	K.K.	File	P5639-44 Saga.dwg



Kood	P5639-44 Saga		Leht	5
Joonis	WAND B		Modifika	1:35
Materjal	4,4 x 13,5		Kuup	14.06.2018
Joonistas	K.K.		File	P5639-44 Saga.dwg



6250

4000

4000

2xWBM

015  
014

010  
009

1080

1080

2140

2633

Wand C

1

2

3

100  
44  
123

100  
44  
2270

44  
100  
3136

777

226


1000

871


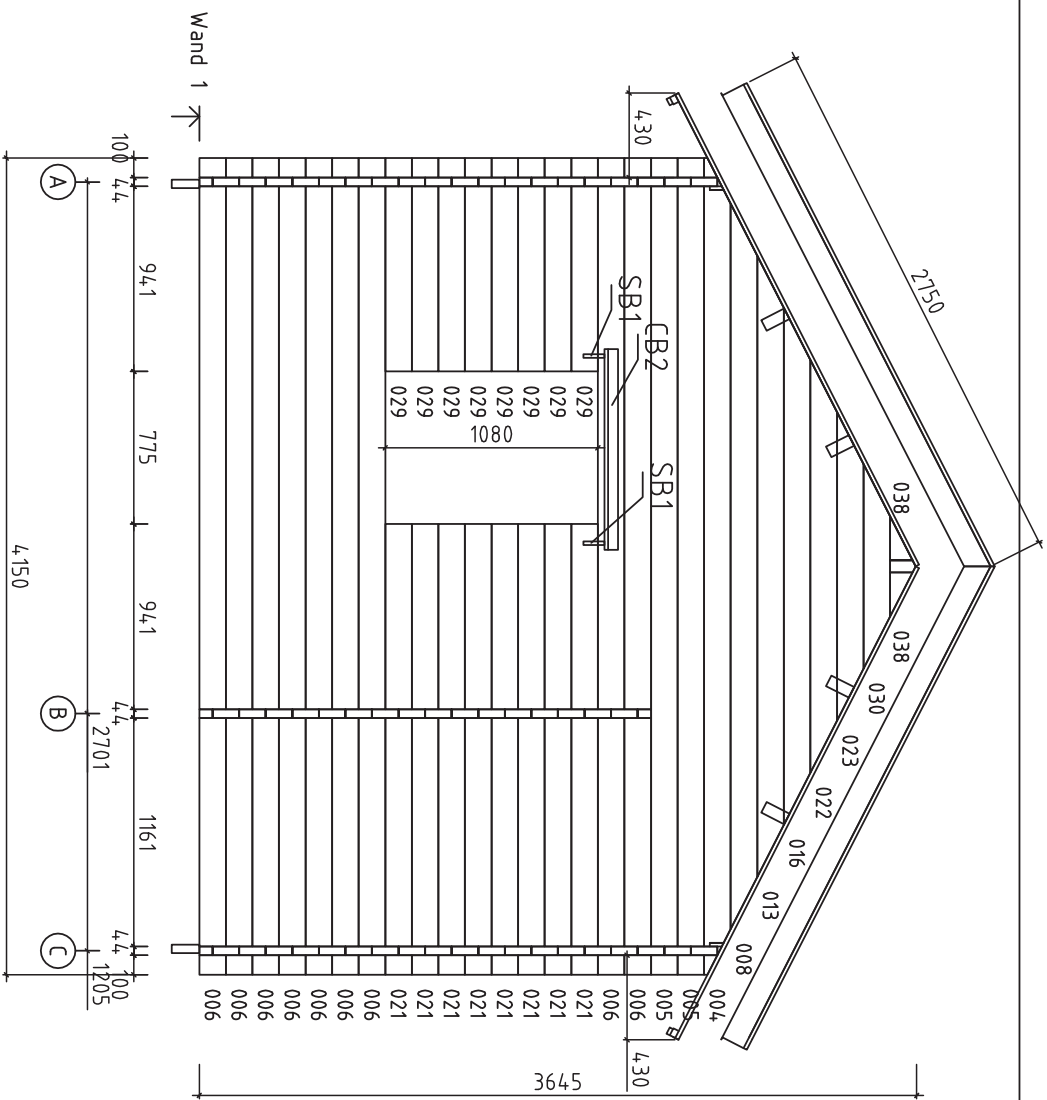
1350

871


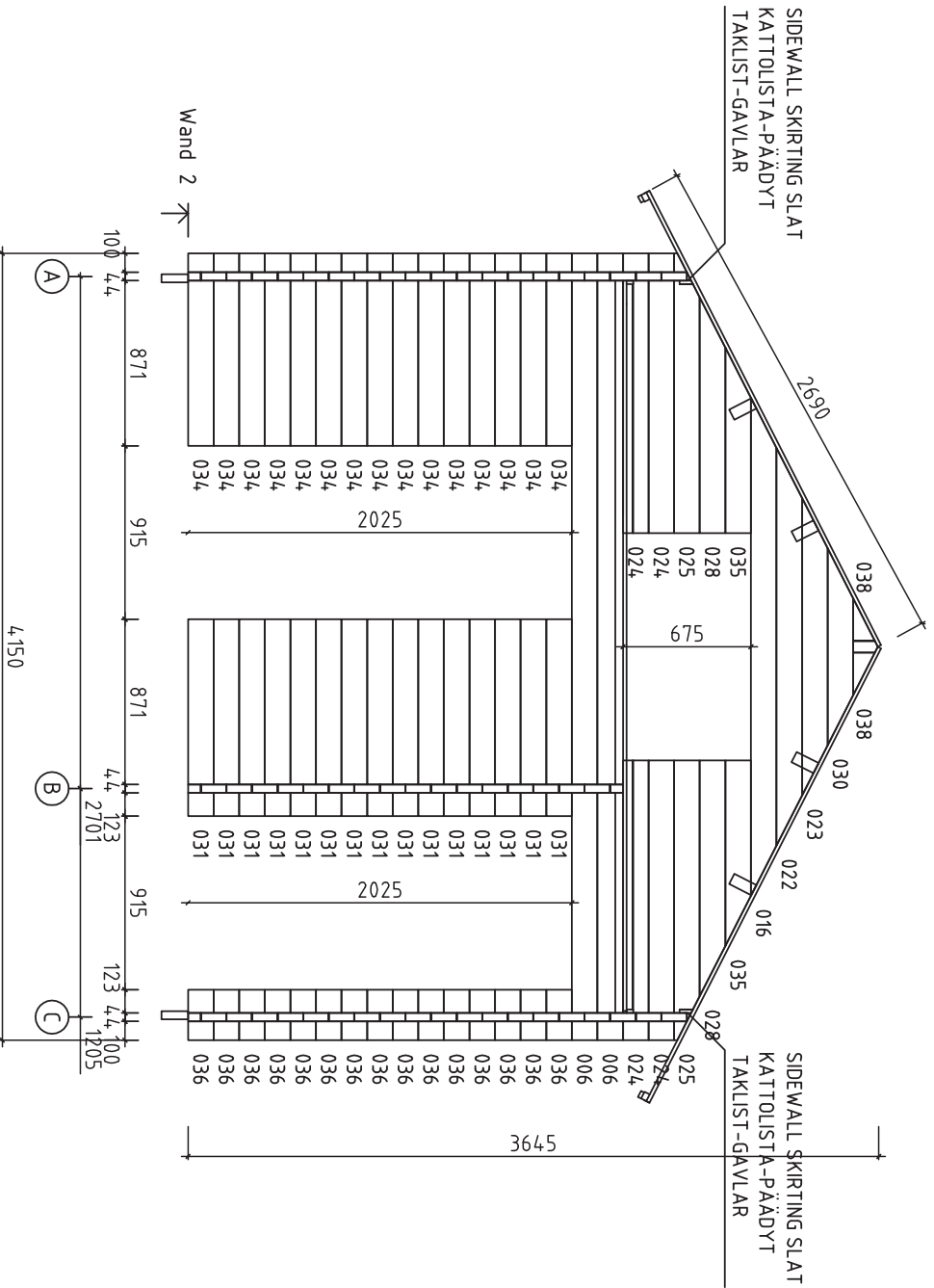
5650



Koed	P5639-44 Saga	Leht	6
Joonis	WAND C	Muutkava	1:35
Materjal	4.4x13.5	Kuup	14.06.2018
Joonistas	K.K.	File	P5639-44 Saga.dwg

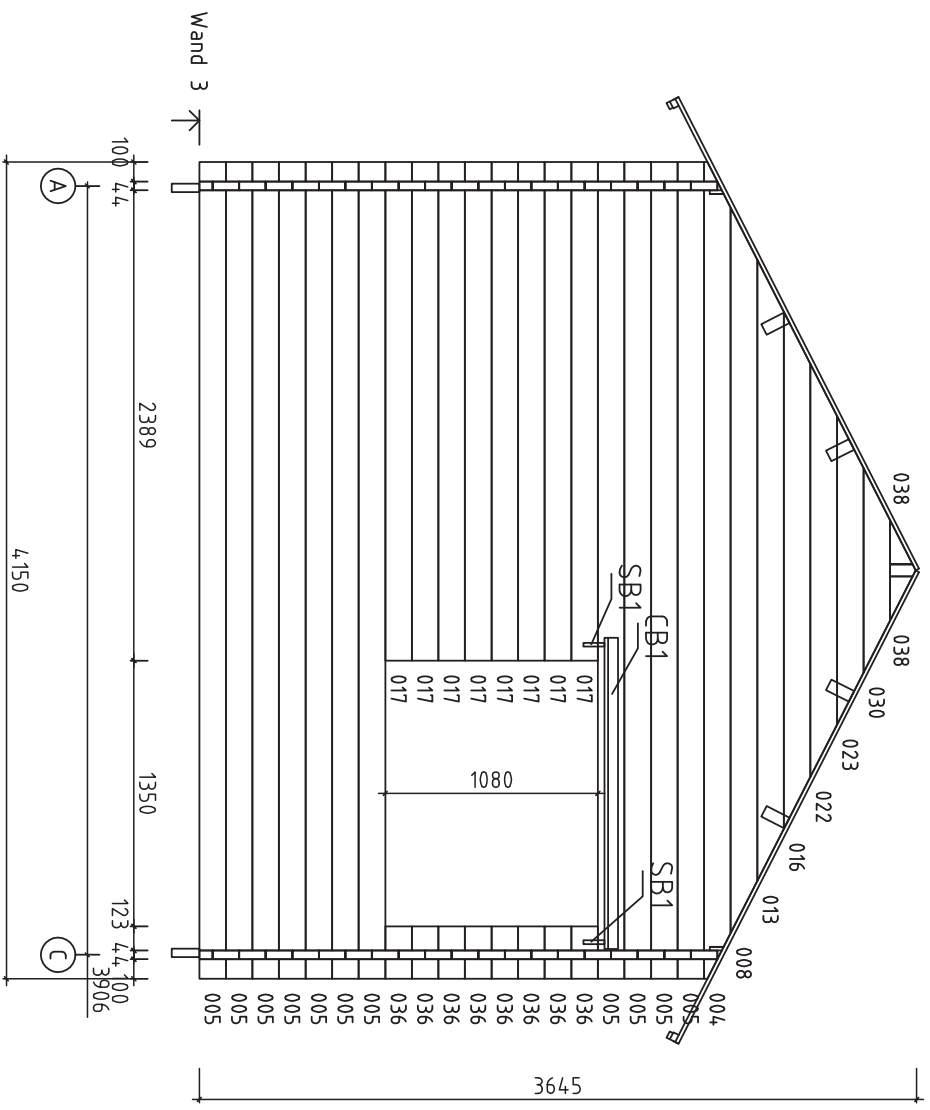


Kood	P5639-44 Saga	Leht	7
Joomis	WAND 1	Mohtkava	1:35
Materjal	4.4x13.5	Kuup	06.12.2017
Joomest as	K.K.	File	P5639-44 Saga.dwg

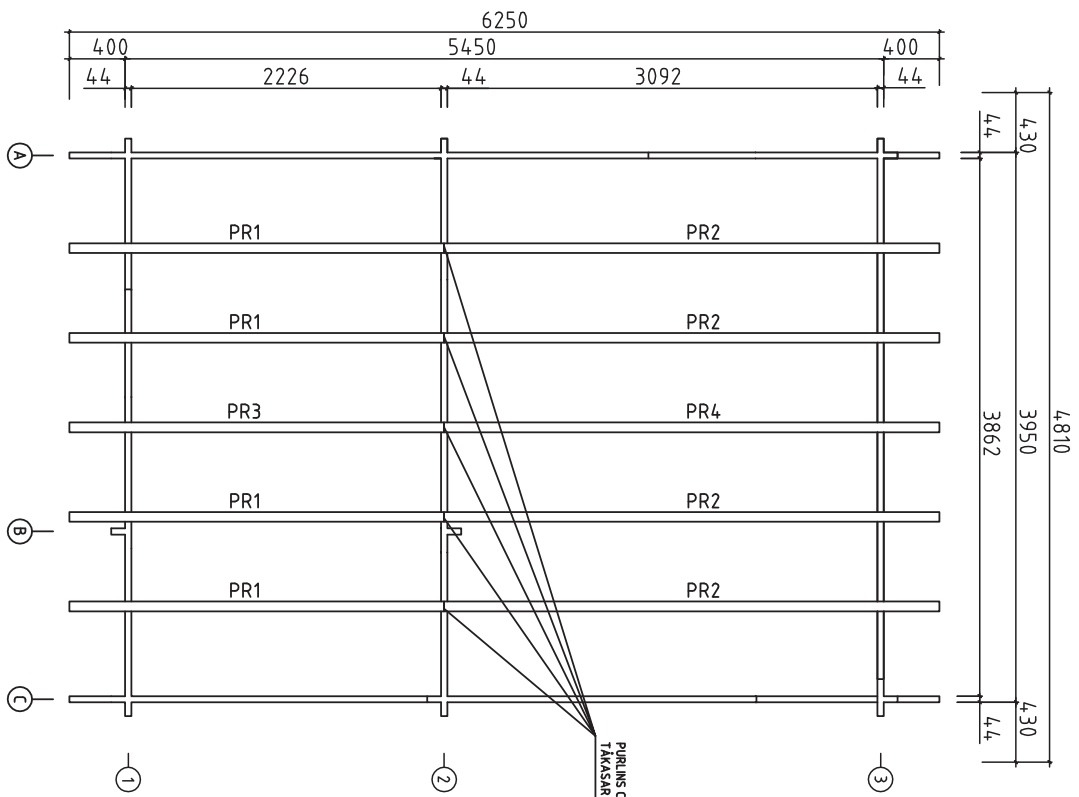


Kood	P5639-44, Saga	Lehti	8
Juuris	WAND 2	Muokkava	1:35
Materiaali	4, 4 x 13,5	Kuup	06.12.2017
Juonetas	K.K.	File	P5639-44, Saga.dwg







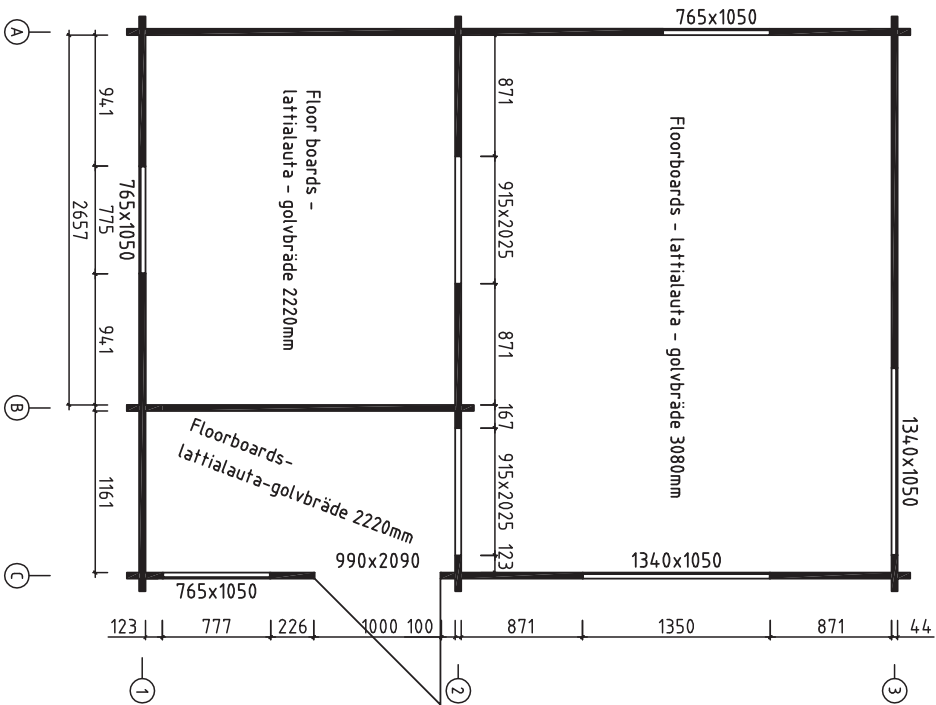
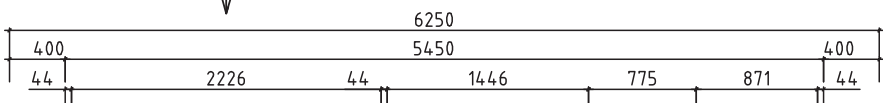
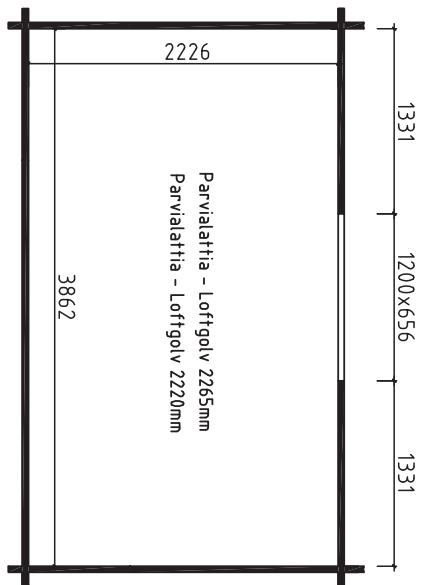
Kood	P5639-44, Saga	Leht	9
Joonis	WAND 3	Mohtkava	1:35
Materjal	4.4 x 13.5	Kuup	06.12.2017
Joonistas	K.K.	File	P5639-44, Saga.dwg



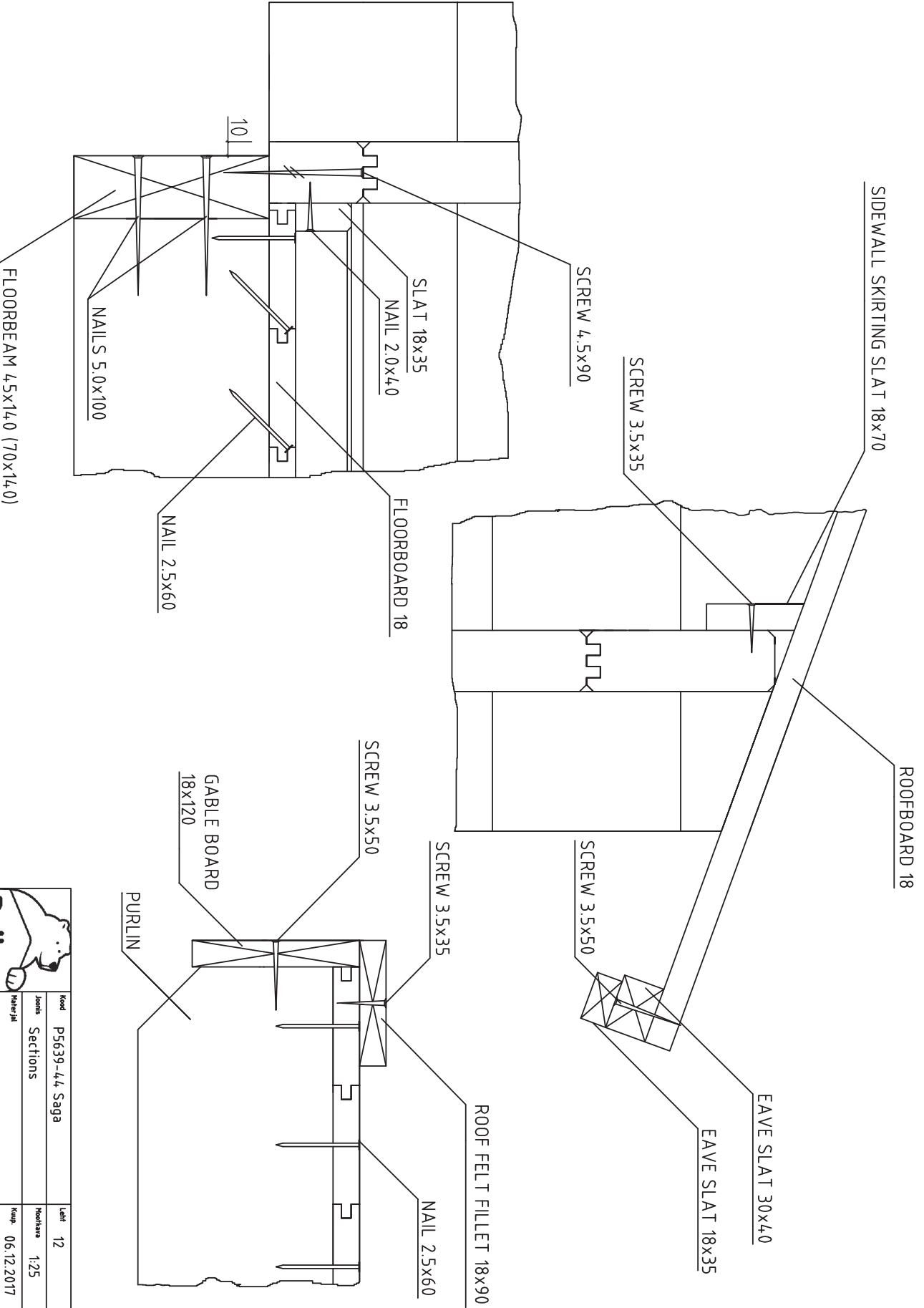
PURLINS CONNECTING METAL - KATTO-ORRET YHDISTÄMSALUJA -  
TÄKÄSÄR SAMMANSÄLÄGNINGMETAL

Purlins connecting-katto-orret yhdistämine-täkäsar sammanslägning

		Kood	P5639-44 Saga	Leht	10
		Jooks		Modifitseeritud	1:35
		Materjal	Purlins connecting-katto-orret yhdistämine-täkäsar sammanslägning	Kuup	06.12.2017
		Joonestas	K.K.	File	P5639-44_Saga_Purlins connecting.dwg



Kood	P5639-44_Saga	Lehti	11
Jouks	Boards-laudat-bräder	Modkvara	1:35
Material	18x...	Kump	06.12.2017
Jouksetas	K.K.	File	P5639-44_Saga_Boards.dwg


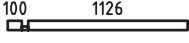

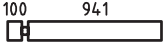











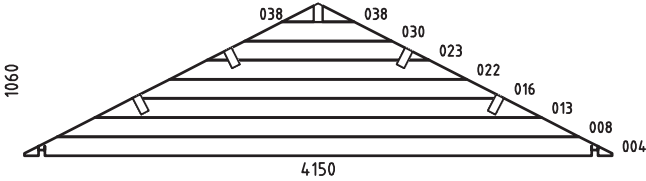
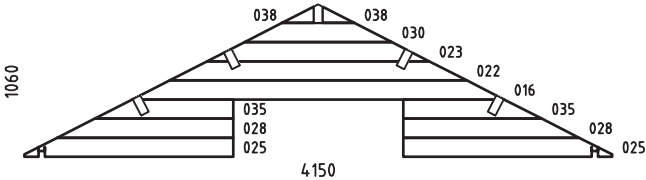
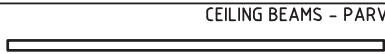





Kood	P5639-44, Saga	Leht	12
Jaanis	Sections	Hooldaja	1:25
Materjal		Kuup	06.12.2017
Jaanista	K.Kahu	File	P5639-44, Saga Sections.dwg

Pos	P5639-44 Saga	Pcs.	Profile (mm)	L (mm)
001		1	44x135	5650
002		10	44x135	5650
003		1	44x68	5650
004		2	44x135	4150
005		13	44x135	4150
006		11	44x135	4150
007		8	44x135	3860
008		2	44x135	3685
009		2	44x135	3558
010	Punnid maas	2	44x135	3558
011		7	44x135	3380
012		1	44x68	3380
013		2	44x135	3156
014		2	44x135	2692
015	Punnid maas	2	44x135	2692
016		3	44x135	2627
017		8	44x135	2533
018		1	44x68	2514
019		16	44x135	2514
020		1	44x68	2514
021		8	44x135	2290
022		3	44x135	2098
023		3	44x135	1568
024		4	44x135	1475
025		2	44x135	1475



**Polhus**

Pos	P5639-44 Saga	Pcs.	Profile (mm)	L (mm)
026		7	44x135	1270
027		1	44x68	1270
028		2	44x135	1243
029		8	44x135	1085
030		3	44x135	1039
031		15	44x135	1038
032		8	44x135	1015
033		8	44x135	1015
034		23	44x135	1015
035		2	44x135	978
036		31	44x135	267
037		8	44x135	226
038		6	44x115	225
SB		1	44x135	5650
AB		2	44x135	300
W1-1 W3-1		2	44x1060	4150
W2-1		1	44x1060	4150
LB3		2	45x70	2657
LB4		2	45x70	1161
LB2		5	43x140	2226
LB1		2	43x43	2226






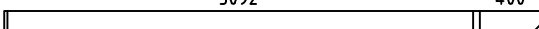










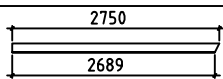










Polhus


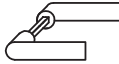



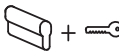









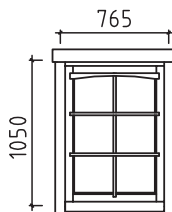
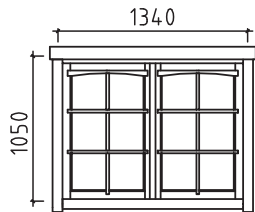
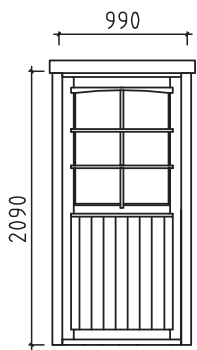

Kood P5639-44 Saga

Materjal

File P5639-44 Saga.dwg

Leht 14

Pos	P5639-44 Saga	Pcs.	Profile (mm)	L (mm)
FB2	FLOORBEAMS - LATTIAPALKIT - GOLVBJÄLKAR 	2	70x140	3844
FB1	FLOORBEAMS - LATTIAPALKIT - GOLVBJÄLKAR 	2	43x140	5430
FB3	FLOORBEAMS - LATTIAPALKIT - GOLVBJÄLKAR 	9	43x140	3844
PR2	PURLINS - KATTO - ORRET - TAKASAR 3092 400 	4	70x140	3558
PR4	PURLINS - KATTO - ORRET - TAKASAR 3092 400 	1	70x140	3558
PR1	PURLINS - KATTO - ORRET - TAKASAR 400 2226 	4	70x140	2692
PR3	PURLINS - KATTO - ORRET - TAKASAR 400 2226 	1	70x140	2692
	COUNTERFLOOR HOLDING BOARDS - ROSSIPOHJAA KANNATTELEVAT LAUDAT - - BRÄDER SOM HALLER TROSSBOTTEN IMM	11	18x90	3930
	FLOORBOARD - LATTIALAUTA - GOLVBRÄDE  88mm or -tai- eller 114mm	34+1 44+1	18x114 18x88	3090 3090
	FLOORBOARD - LATTIALAUTA - GOLVBRÄDE  88mm or -tai- eller 114mm	34 44	18x114 18x88	2220 2220
	LOFT BOARD - PARVIALATTIA - LOFTGOLV  88mm or -tai- eller 114mm	20 26	18x114 18x88	3860 3860
	ROOFBOARD - KATTOLAUTA - TAKBRÄDE  88mm or -tai- eller 114mm	116+1 150+1	18x114 18x88	2690 2690
	SKIRTING SLAT - LATTIALISTA - GOLVLIST 		18x35	43jm
	EAVE SLAT - RÄYSTÄSLISTA - TAKFOTLIST 	4	30x40	3225
	EAVE SLAT - RÄYSTÄSLISTA - TAKFOTLIST 	4	18x35	3225
	GABLE BOARD - KAAPELILAUTA - GAVELBRÄDA 	4	18x120	2750
	ROOF FELT FILLET - KATON PÄÄTYLAUTA - BRÄDE OVANPÅ GAVELBRÄDE 	4	18x90	2750
	SIDEWALL SKIRTING SLAT - KATTOLISTA-PÄÄDYT -TAKLIST-GAVLAR 	2 2 4	18x70 18x70 18x70	3092 2226 400
	NAILS - NAULAT - SPIKAR  FLOORBOARD - LATTIALAUTA - GOLVBRÄDE ROOFBOARD - KATTOLAUTAT - TAKBRÄDE	1300	2.5	60
	NAILS - NAULAT - SPIKAR  SKIRTING SLAT - LATTIALISTA - GOLVLIST	108	2.0	40
	NAILS - NAULAT - SPIKAR  FLOORBEAMS - LATTIAPALKIT - GOLVBJÄLKAR	52	5.0	100
	SCREWS - RUUVIT - SKRUVAR  FIXING HALF BEAMS - VAHVISTETTAVA PUOLIKKAAT PALKIT FÖR ATT FASTA HALVA VÄGGPROFILER SLEEPING FLOOR SUPPORTING SLAT - PARVIALATTIA TUKILISTA - LOFTGOLVLIST	40	4.5	90
	SCREWS - RUUVIT - SKRUVAR  EAVE BOARD - RÄYSTÄSLAUTA - TAKFOTSBRÄDE EAVE SLAT - RÄYSTÄSLISTA - TAKFOTSLISTA GABLE BOARD - KAAPELILAUTA - GAVELBRÄDA BORDER BOARDS - REUNALAUTA - FÖDERBRÄDE	86	4.5	50
	SCREWS - RUUVIT - SKRUVAR  ROOF FELT FILLET - KATON PÄÄTYLAUTA - BRÄDE OVANPÅ GAVELBRÄDE COUNTERFLOOR HOLDING BOARDS - ROSSIPOHJAA KANNATTELEVAT LAUDAT - - BRÄDER SOM HALLER TROSSBOTTEN	280	3.5	35
	PURLINS CONNECTING METAL - KATTO-ORRET YHDISTAMISRAUTA - TÄKASAR SAMMANSLAGNINGMETAL 	5	ø6	200
WBM	WALLBEAMS CONNECTING METAL-METALLPLATTA FÖR SAMMANFOGNING AV VÄGGEN BALKAR-SEINÄPÄLKKEJÄ METALLISET YHTEENLIITYMISLAATAT 	4	20	30

Pos	P5639-44 Saga	Pcs.	Profile (mm)	L (mm)
	DOOR CROSSES - OVIRISTIKKO - SPRÖJS		1	
	DOOR HANDLE - OVEN KAHVA - DÖRR HANDTAG		1	
	WINDOW CROSSES - IKKUNARISTIKKO - SPRÖJS		3	
	DOUBLE WINDOW CROSSES - TUPLAIKKUNARISTIKKO - DUBBELSPRÖJS		4	
	WINDOW HANDLE - IKKUNA KAHVA - FÖNSTER HANDTAG		7	
	DOOR LOCK+KEYS - OVENLUKKO+AVAIN - DÖRRLÅS+NYCKLAR		1	
	LADDER -TIKAPUUT - STEGE		1	490 2540
	DOOR BORDER BOARDS SET - OVEN KAIDEENLAUDAT DÖRR GRÄNSERBRÄDER (7 BOARDS - LAUTA - BRÄDER)		1	
	EXTRA FRAME BORDER BOARDS SET - YLEMÄÄRÄINEN RAMI KAIDEENLAUDAT EXTRA RAM GRÄNSERBRÄDER (6 BOARDS - LAUTA - BRÄDER)		2	
	DOUBLE WINDOW BORDER BOARDS SET - TUPLAIKKUNA KAIDEENLAUDAT DUBBELFÖNSTER GRÄNSERBRÄDER (8 BOARDS - LAUTA - BRÄDER)		2	
	WINDOW BORDER BOARDS SET - IKKUNA KAIDEENLAUDAT FÖNSTER GRÄNSERBRÄDER (8 BOARDS - LAUTA - BRÄDER)		3	
CB1	COVERING BOARD-PEITELAUTA-HYLLBRÄDA		1	18x120 1580
SB1	SUPPORT BOARD-TUKILAUTA-KONSOL		2	18x79 155
CB2	COVERING BOARD-PEITELAUTA-HYLLBRÄDA		1	18x120 1000
SB1	SUPPORT BOARD-TUKILAUTA-KONSOL		2	18x79 155
	<p>WINDOW - IKKUNAN - FÖNSTER - 765x1050 ORT_ECO 3 set - kpl - st (right hand - oikea käsi - höger hand)</p> 	<p>WINDOW - IKKUNAN - FÖNSTER - 1340x1050 ORT_ECO 2 set - kpl - st</p> 		
	<p>DOOR - OVI - DÖRR 990x2090 ORT_ECO 1 set - kpl - st (right hand - oikea käsi - höger hand)</p> 	<p>EXTRA FRAME - ÜLEMÄÄRÄINEN RAMI - EXTRA RAM 1000x1930 ORT_ECO 2set - kpl -st</p> 		

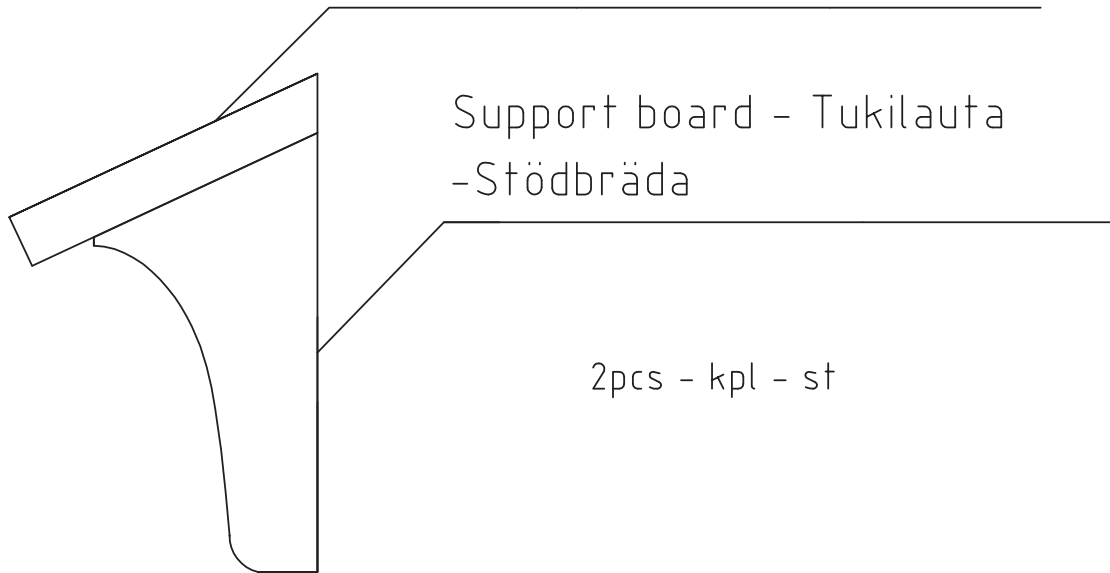




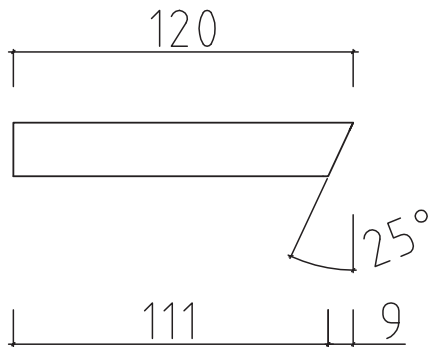
# Window top - Ikkunakatos - Fönstertak

For windows in wall 1&3 - Ikkunan seinä 1&3  
- För fönster in vägg 1&3

Covering board - Peitelauta  
-Täckbräda 18x120



Covering board - Peitelauta - Täckbräda 18x120

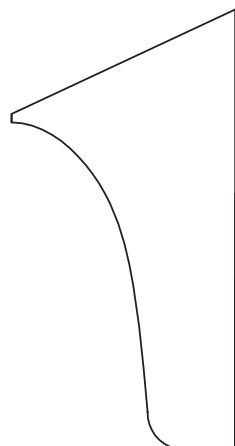


1580mm 1pc - kpl - st

1000mm 1pc - kpl - st

Support board - Tukilauta - Stödbräda

4 pcs - kpl - st



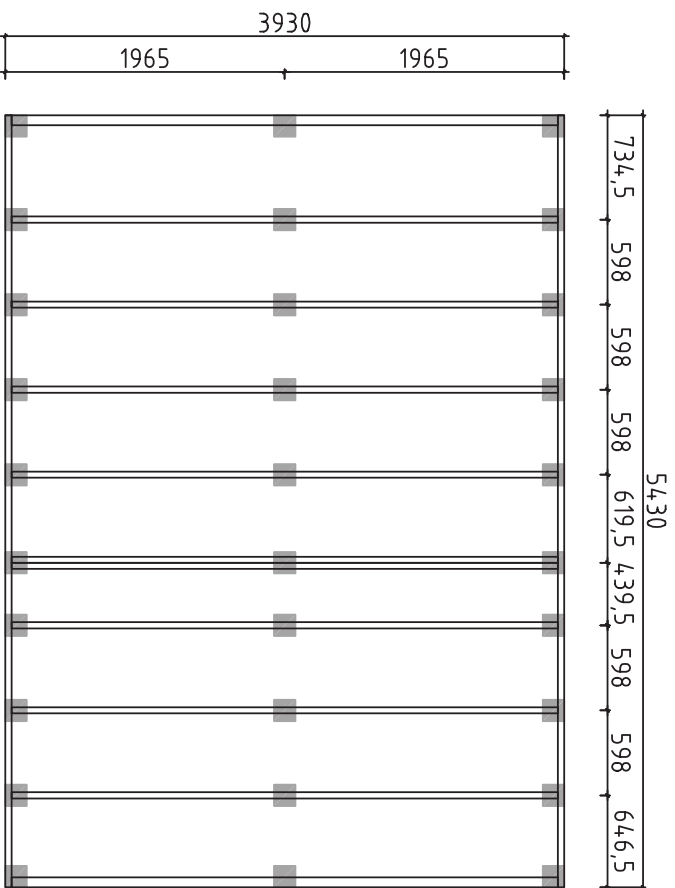
**Polhus**

Kood P5639-44 Saga

Materjal

File P5639-44 Saga.dwg

Leht 17



Detta är ett förslag för hur man kan placera plintarna (100- 200 mm i diameter) för golvbjälklaget. Golvbjälkarna är med i byggsatsen, men inte plintarna. Använder man exempelvis 500-600mm långa murblock så kan man halvera antalet punkter. Lägg fuktskyddande papp mellan betong och trä

Tämä on ehdotus siitä, miten (100-200 mm läpimittaiset) jalat voidaan sijoittaa alapohjaa varten. Lattiapalkit ovat rakennussarjassa, mutta jalkoja ei ole. Kun käytetään esimerkiksi 500-600 mm pitkiä harkkoja, voidaan pisteiden määrä puoltaa. Aseta betonin ja puun väliin kosteudelta suojaava pähvi

A proposal for placing plinths (100-200 mm in diameter) for floor beams. Floor beams are provided in the kit but plinths are not included. For example, by using 500-600 mm long masonry units, one can reduce the number of points 50%. Place cardboard between the concrete and wood to protect from moisture

House	P5639-44 Saga		Sheet	18
Drawing	FOUNDATION PLAN - PLINTPLAN		Scale	1:50
Material			Date	06.12.2017
Drawer	KK	File	P5639-44 Saga Foundation.dwg	