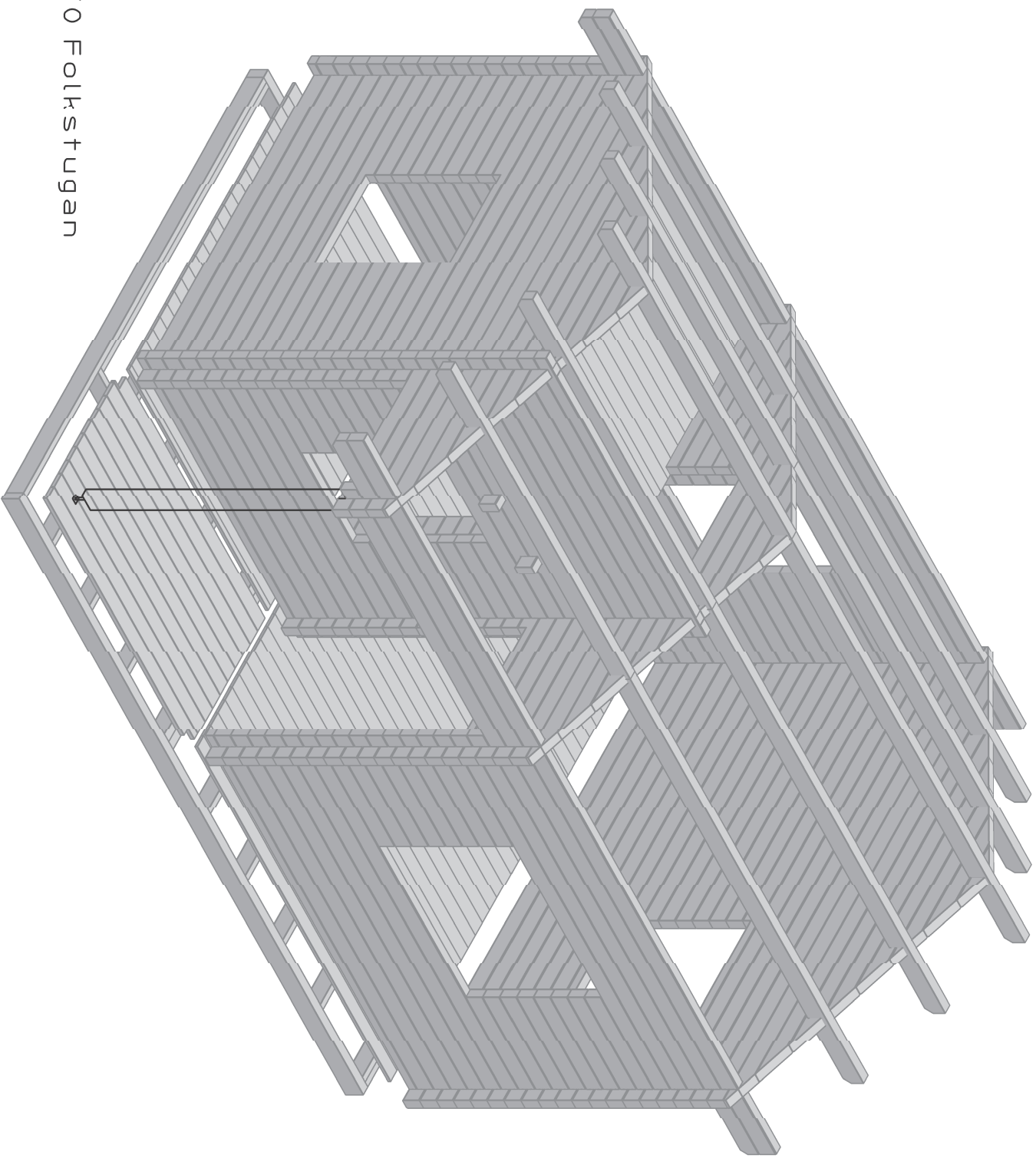
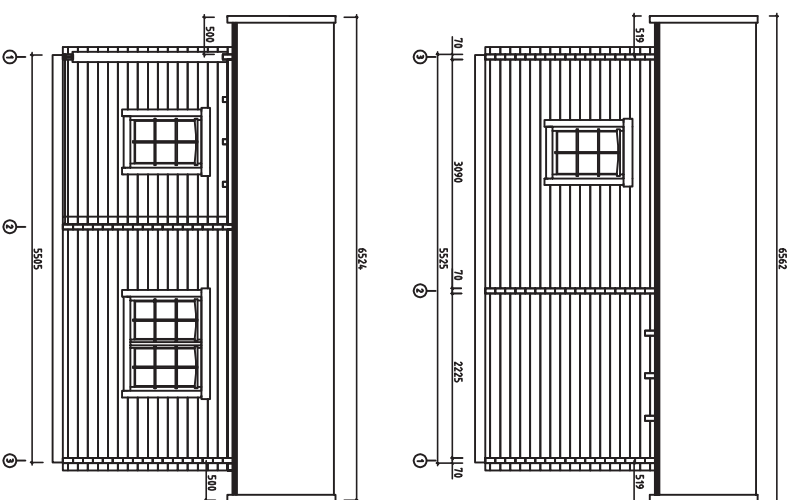
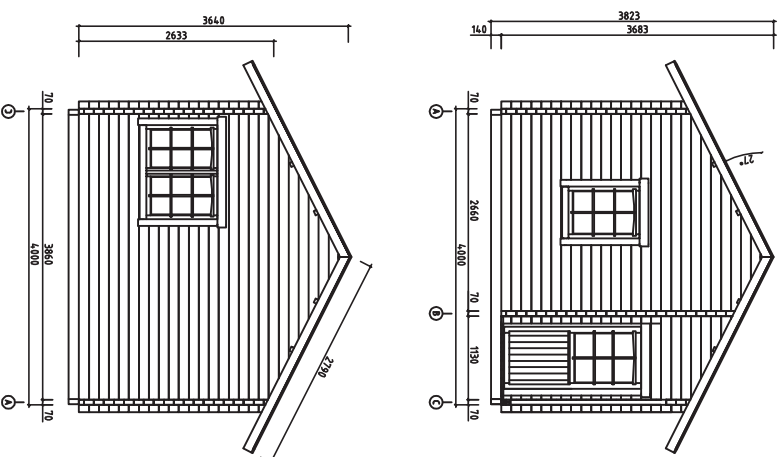
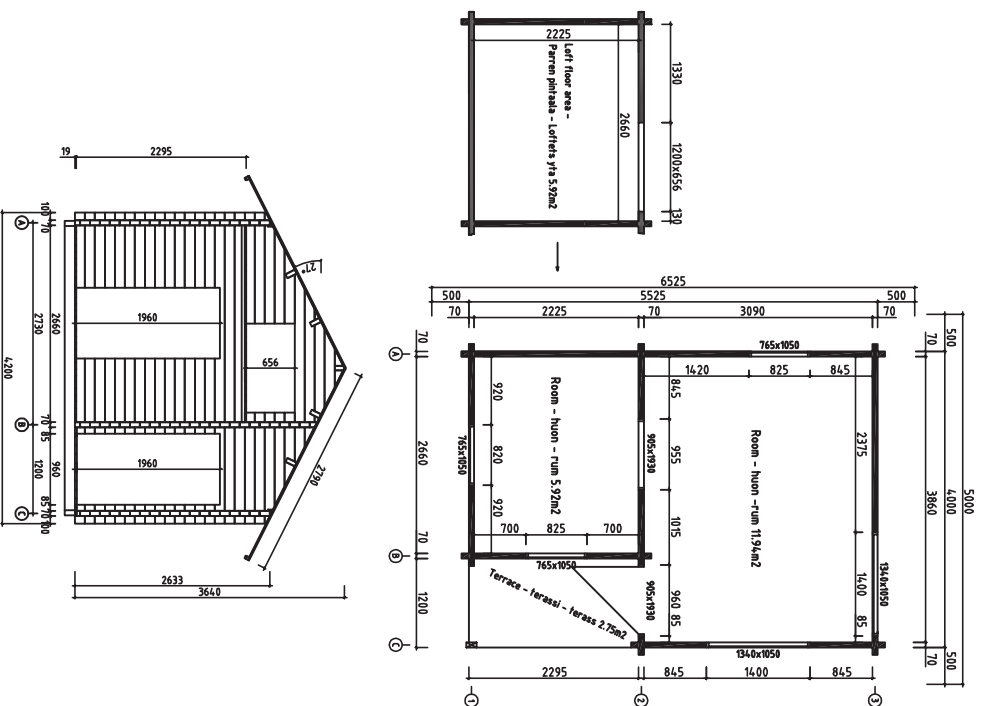


P5639-70 Folkstugan



Ground plan+views-Pohjapiirustus+kuvat-Grundplan+fassader


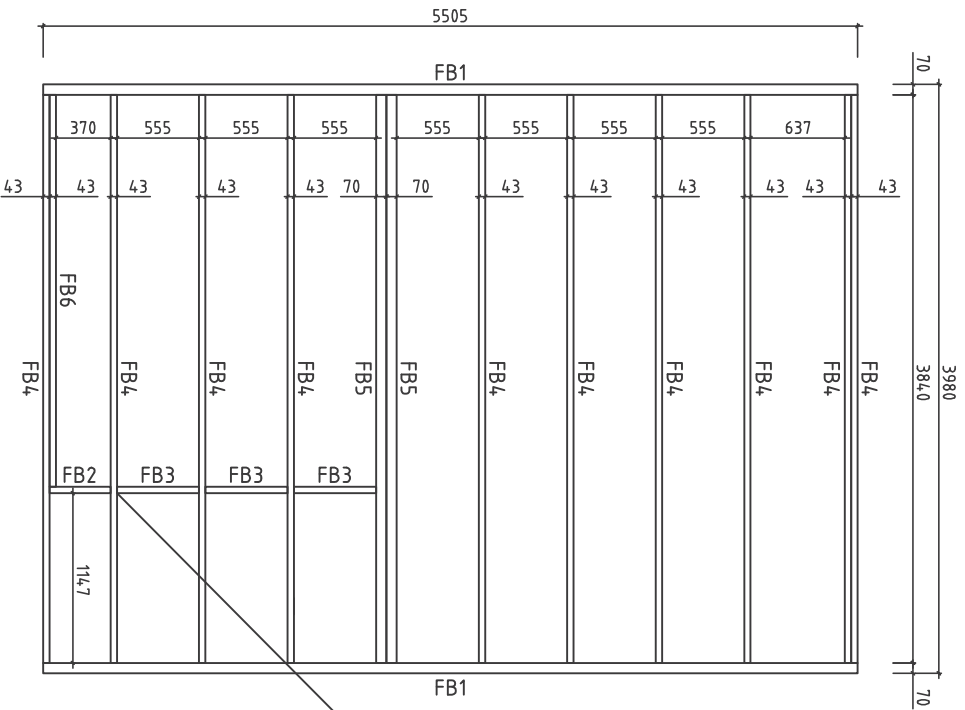
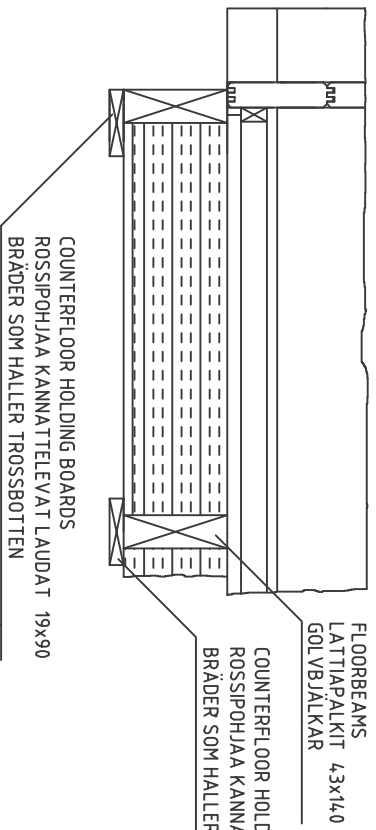
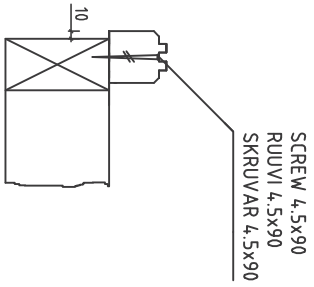


Roof Pmax=170kg/m²
V 1,0

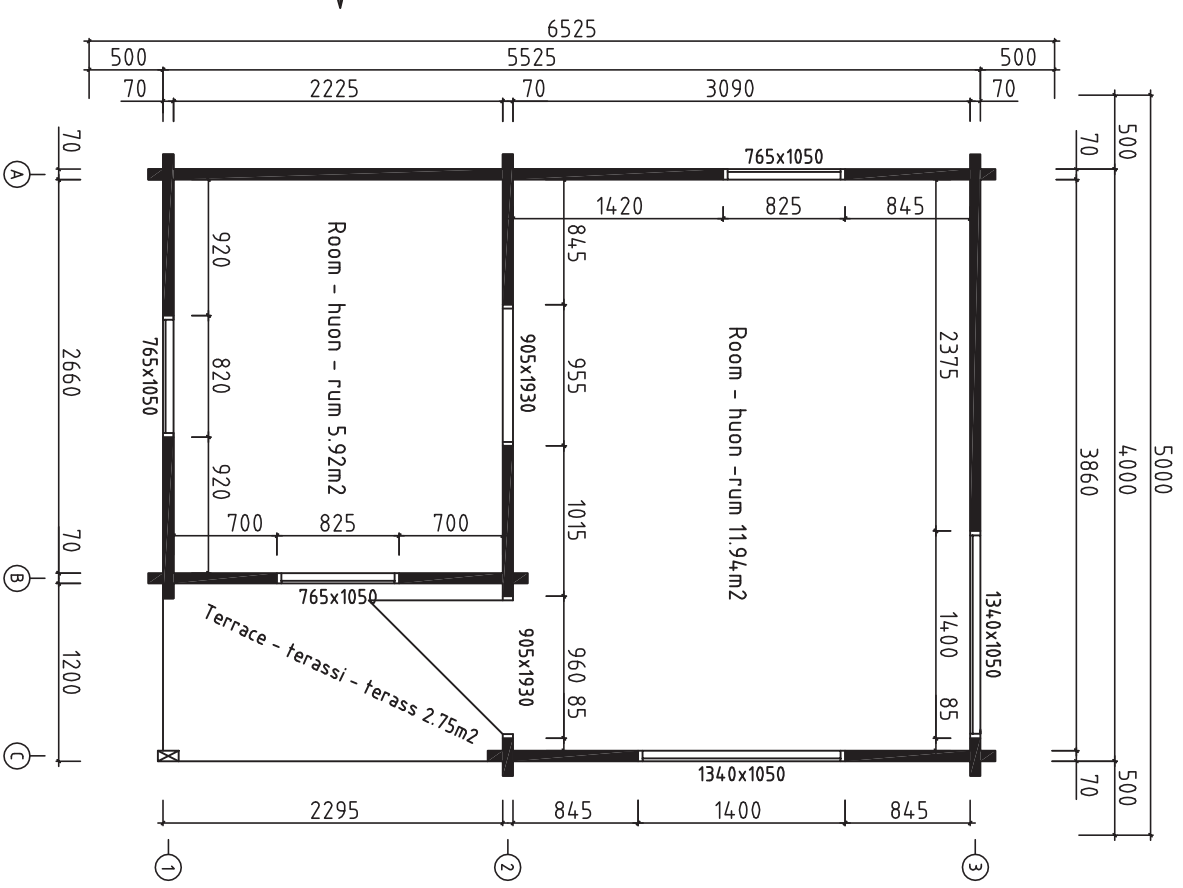
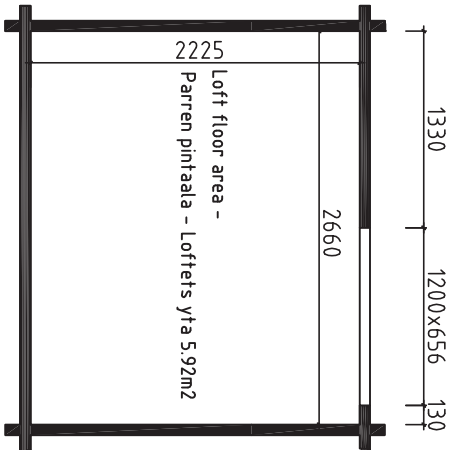


Kood	P5639-70 Folkstugan	Lehti	1
Jouko		Huokkava	1:100
Mittari	70x135	Kaup	28.03.2016
Jouko		File	P5639-70 Folkstugan Views.dwg

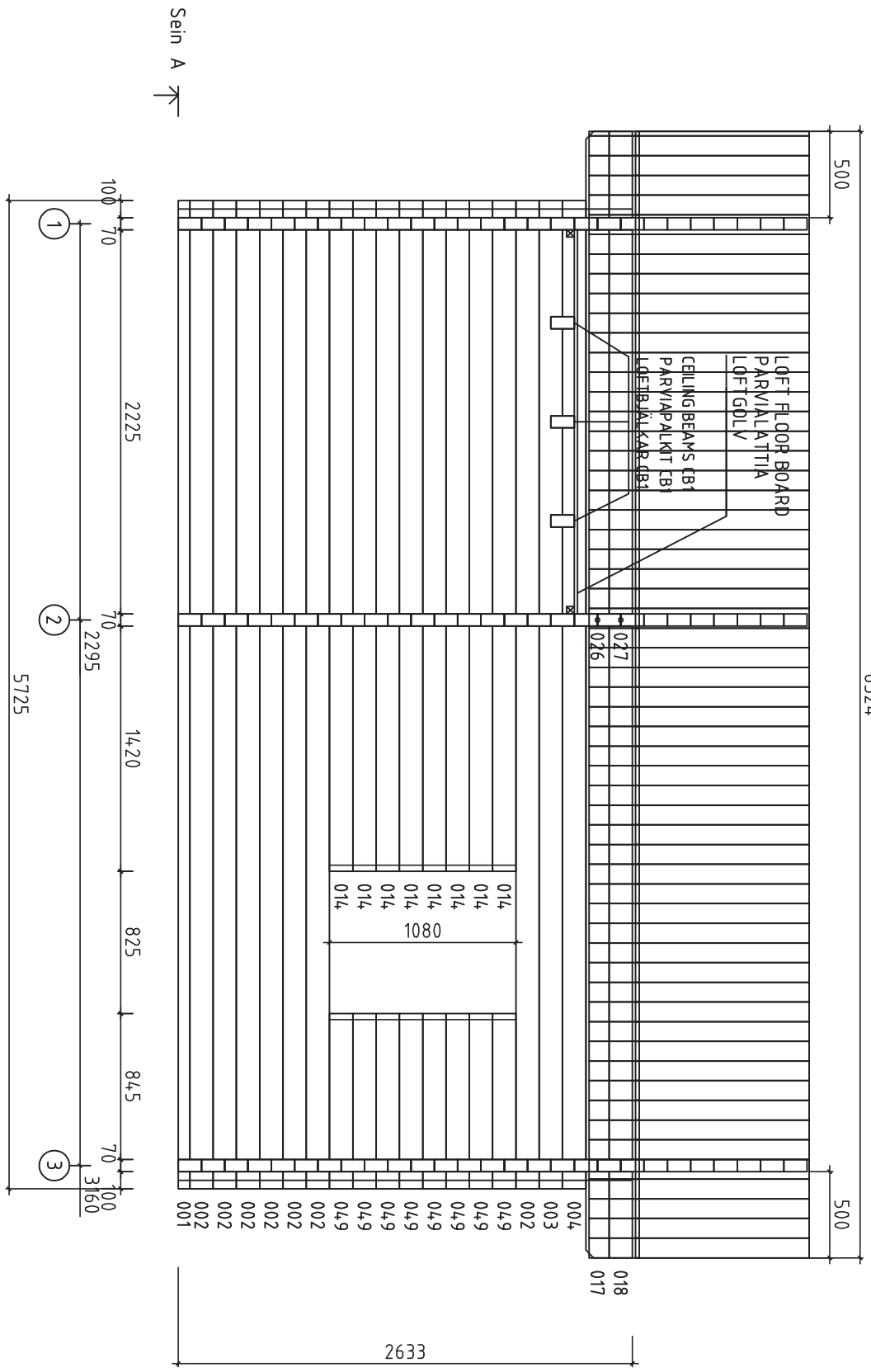
NB!!! PLACE FIRST WALLBEAM ROUND OVER THE FLOORBEAMS FRAME 10mm
 NB!!! FIX THE HALF BEAMS INTO FLOORBEAMS WITH SCREWS 4.5x90



Kood	P5639-70 Folkstugan	Lehti	2
Joonit	Floorbeams - Lattipalkit - Golvbjälkar	Muokaus	1:35
Materiaali	4.3x14.0, 70x14.0	Kaup.	04.09.2014
Joonestaja	K.Kahuri	File	P5639-70 Folkstugan Floorbeams.dwg

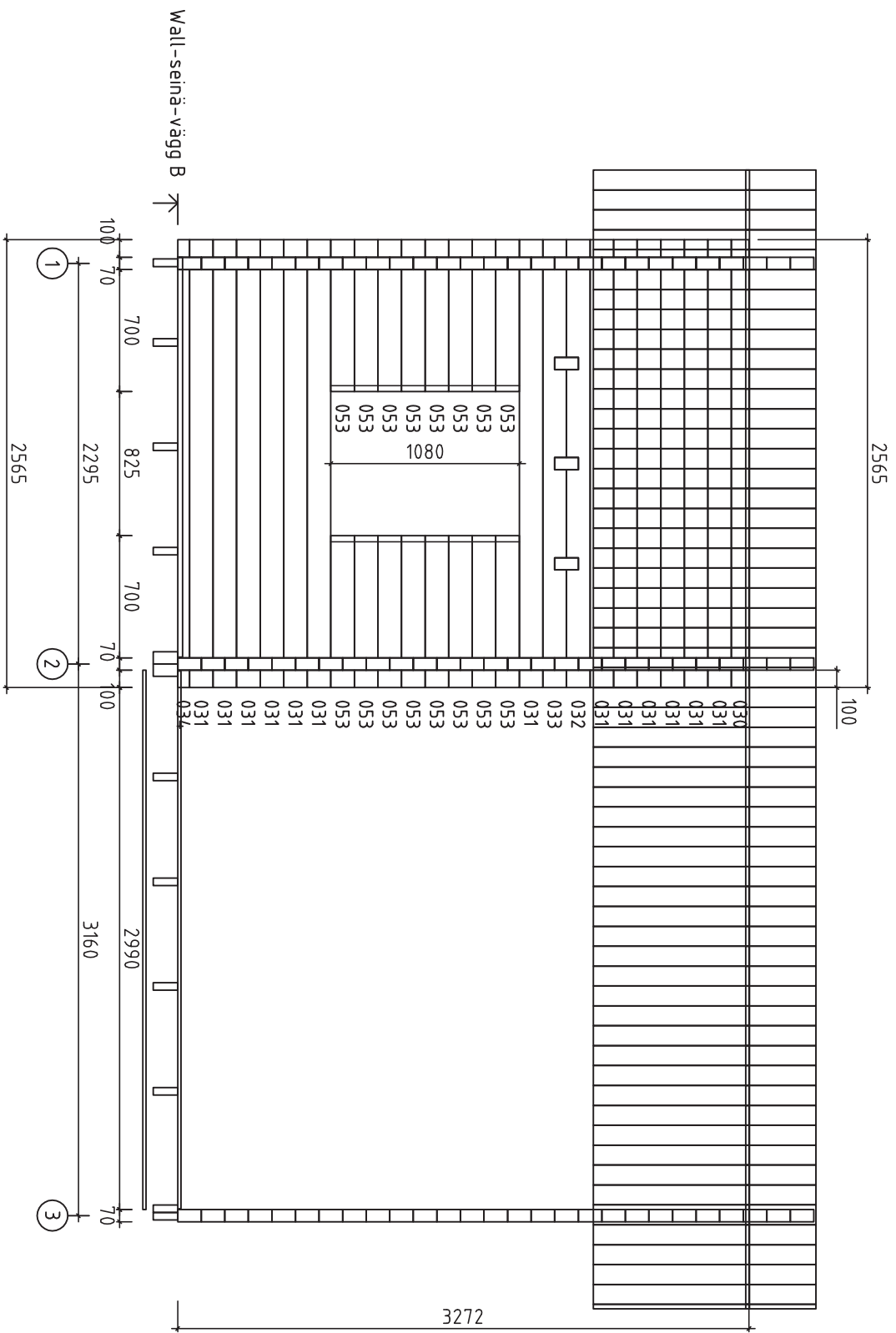


Kood	P5639-70 Falkstugan	Lehti	3
Joonit	Plan-pohjapiirustus-grundplan	Muutava	1:35
Materiaali	70x135	Kaup.	04.09.2014
Joonestaja	K.Kahru	File	P5639-70 Falkstugan plan.kwg

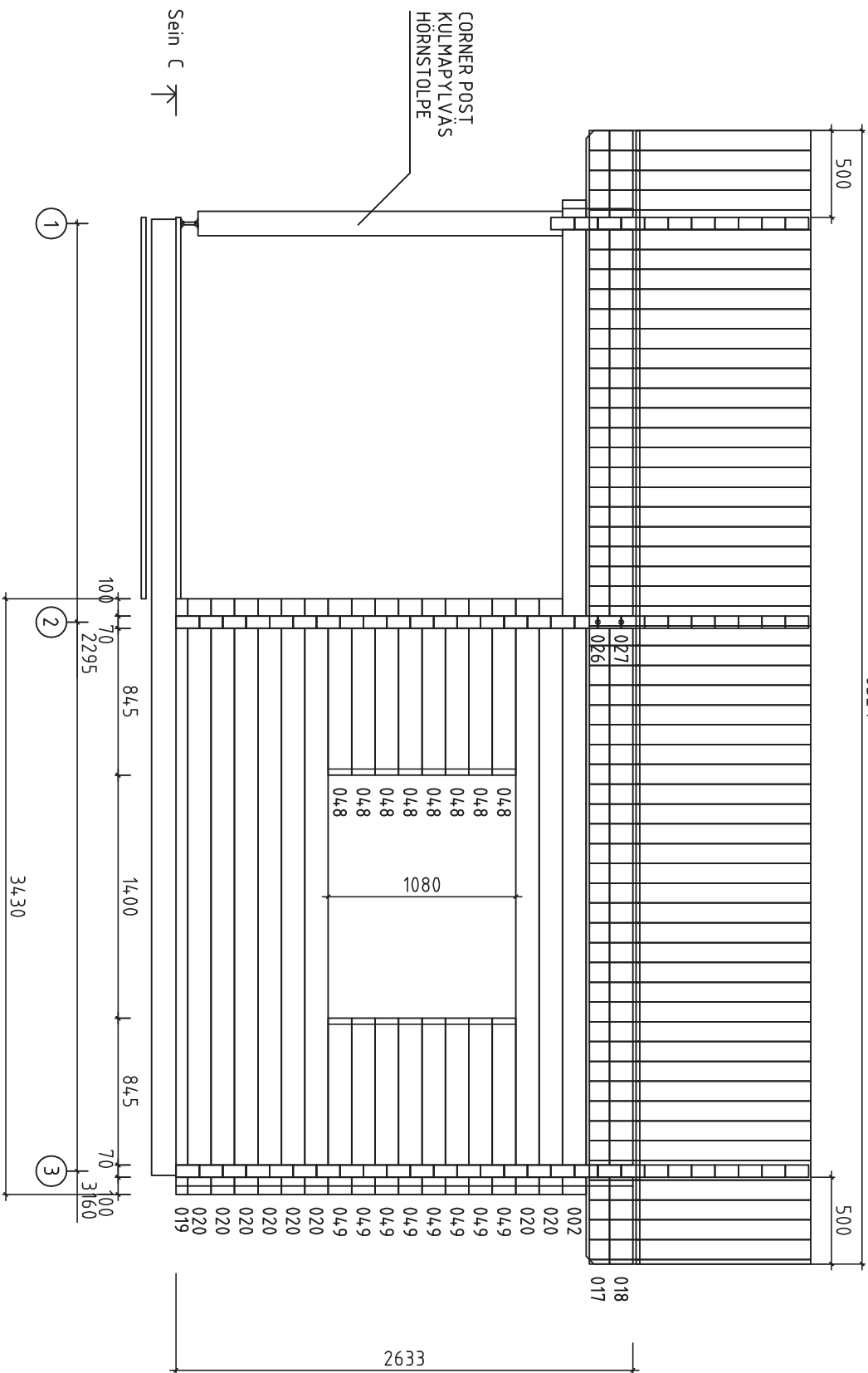


Sein A

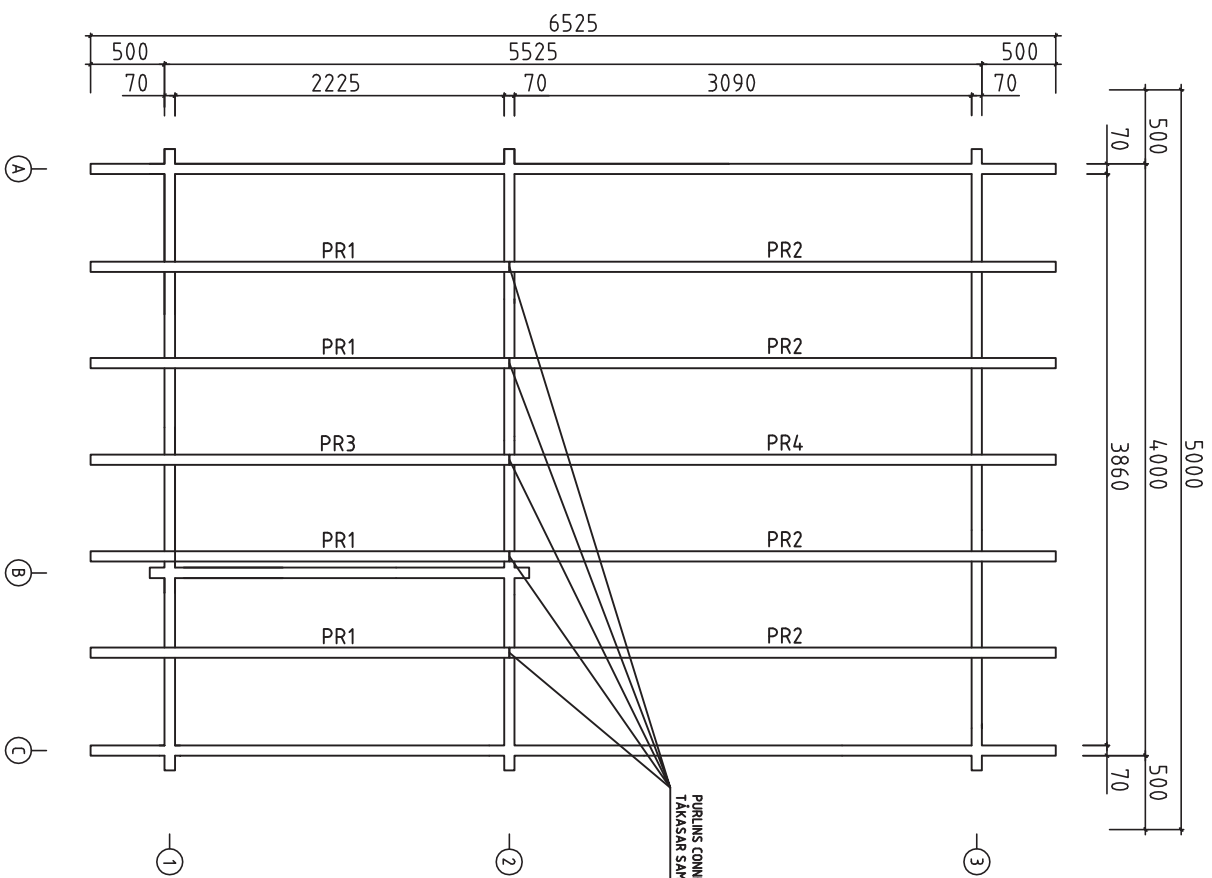
Kood	P5639-70 Folkstugan	Leht	4
Joonis	SEIN A	Mootkava	1:35
Materjal	7.0x13.5	Kuup	04.09.2014
Joonestass	K.Kahu	File	P5639-70 Folkstugan.dwg



Kood	P5639-70 Folkstugan	Leht	5
Joonis	Wall-seinä-vägg B	Mootkava	1:35
Materjal	70x135	Kuup	04.09.2014
Joonestaa	K.Kahu	File	P5639-70 Folkstugan.dwg



Kood	P5639-70 Folkstugan	Leht	6
Joonis	SEIN C	Mootkava	1:35
Materjal	7.0x13.5	Kuup	04.09.2014
Joonestass	K.Kahu	File	P5639-70 Folkstugan.dwg




Purins connecting-katto-orret yhdistämise-takasar sammanslägning




Kood	P5639-70 Falkstugan	Leht	10
Joonts	Purins connecting-katto-orret yhdistämise-takasar sammanslägning	Moottava	1:35
Materjal		Kaup.	04.09.2014
Jooneetas	K.Kahu	File	P5639-70 falkstugan Purins connecting.dwg





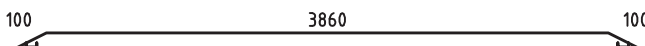

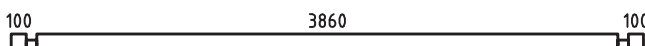
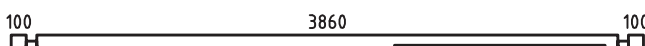
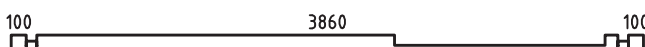









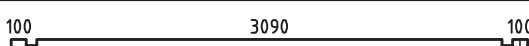
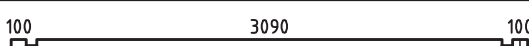


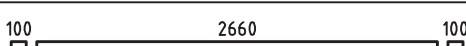
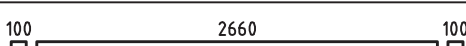
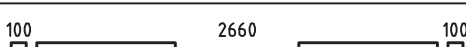
CEILING BEAMS - PARVIAPALKIT - LOFTBJÄLKAR



CEILING BEAMS ASSEMBLING BOARD CEILING BEAMS ASSEMBLING BOARD
PARVIAPALKI ASENNUSLAUTA PARVIAPALKI ASENNUSLAUTA
LOFTBJÄLKAR MONTERINGSBRÄDE LOFTBJÄLKAR MONTERINGSBRÄDE

NB!!! MOUNT THE CEILING BEAMS ASSEMBLING BOARDS BELOW THE CEILING BEAM BEFORE ASSEMBLING
NB!!! ASENNÄ PARVIAPALKI ASENNUSLAUTA ALLE PARVIAPALKI ENNEN ASENNUSSTA
NB!!! INSTALLERA LOFTBJÄLKAR MONTERINGSBRÄDE NEDAN LOFTBJÄLKAR FÖRE INSTALLATION

 Polhus		Kood	P5639-70 Folkstugan	Lehti	12
Joonis	Ceiling beams-parviapalkit-loftbjälkar	Materiaal	70x135	Muokava	1:35
Jouneistas	K.Kahu	File	P5639-70 Folkstugan Ceiling beams.dwg		

Pos	P5639-70 Folkstugan	Pcs.	Profile (mm)	L (mm)
001		1	70x68	5725
002 002a		7	70x135	5725
		1	70x135	5725
003		1	70x135	5725
004		1	70x135	5725
005		1	70x135	4200
006		1	70x135	4200
007		10	70x135	4200
008		1	70x135	4200
009		1	70x135	4200
010 010a		1	70x135	4200
		1	70x135	4200
011		1	70x135	4200
012		2	70x135	4200
013		1	70x135	4200
014		8	70x135	3885
015		1	70x135	3732
016		1	70x135	3732
017		2	70x135	3694
018		2	70x135	3694
019		1	70x68	3430
020 020a		7	70x135	3430
		1	70x135	3430
021		1	70x135	3196
022		1	70x135	3196
023		7	70x135	3000
024		1	70x135	3000
025		1	70x135	3000







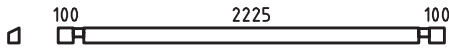
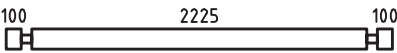



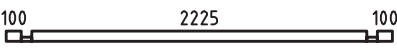
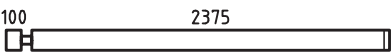





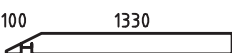
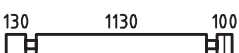

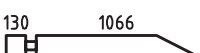

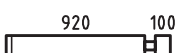

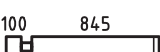

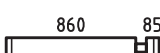
Polhus

Kood P5639-70 Folkstugan

Materjal

File P5639-70 Folkstugan.dwg

Leht 1/6

Pos	P5639-70 Folkstugan	Pcs.	Profile (mm)	L (mm)
026		2	70x135	2830
027		2	70x135	2830
028		2	70x135	2660
029		1	70x135	2660
030		1	70x100	2565
031		12	70x135	2565
031a		1	70x135	2565
032		1	70x135	2565
033		1	70x135	2565
034		1	70x68	2565
035		7	70x135	2545
036		1	70x135	2124
037		2	70x135	2124
038		1	70x135	1588
039		2	70x135	1524
040		1	70x135	1500
041		1	70x135	1500
042		2	70x135	1500
043		2	70x135	1500
044		1	70x135	1266
045		1	70x135	1266
046		14	70x135	1090
047		3	70x135	1052
048		22	70x135	1015
049		16	70x135	1015
050		14	70x135	1015



Polhus

Kood P5639-70 Folkstugan

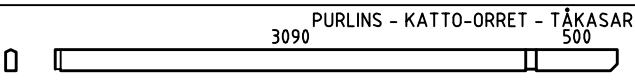
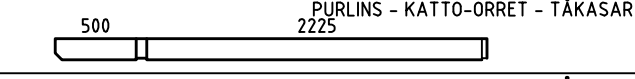
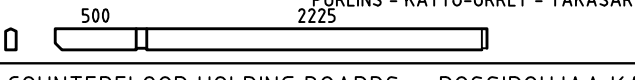




















Materjal

File P5639-70 Folkstugan.dwg


















Leht 2/6

Pos	P5639-70 Folkstugan	Pcs.	Profile (mm)	L (mm)
051		1	70x135	998
052		1	70x135	998
053		16	70x135	870
054		7	70x135	255
055		14	70x135	255
056		6	70x115	228
CB1	CEILING BEAMS - PARVIAPALKIT - LOFTBJÄLKAR 	3	70x135	3000
SB	SPARE BEAM - VARALLAPALKI - EXTRA PROFILE 	1	70x135	5725
AB	ASSEMBLING BEAM - ASENNUSLAUTA - SLAGBRÄDE 	2	70x135	300
W1-1		1	70x1060	4200
W2-1		1	70x1060	4200
W3-1		1	70x1060	4200
FB1	FLOORBEAMS - LATTIAPALKIT - GOLVBJÄLKAR 	2	70x140	5505
FB5	FLOORBEAMS - LATTIAPALKIT - GOLVBJÄLKAR 	2	70x140	3840
FB4	FLOORBEAMS - LATTIAPALKIT - GOLVBJÄLKAR 	10	43x140	3840
FB6	FLOORBEAMS - LATTIAPALKIT - GOLVBJÄLKAR 	1	43x140	2650
FB3	FLOORBEAMS - LATTIAPALKIT - GOLVBJÄLKAR 	3	43x140	555
FB2	FLOORBEAMS - LATTIAPALKIT - GOLVBJÄLKAR 	1	43x140	413
PR2	PURLINS - KATTO-ORRET - TÄKASAR 	4	70x140	3695



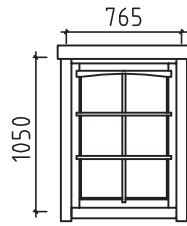
Pos	P5639-70 Folkstugan	Pcs.	Profile (mm)	L (mm)
PR4	 PURLINS - KATTO-ORRET - TÄKASAR 3090 500	1	70x140	3695
PR1	 PURLINS - KATTO-ORRET - TÄKASAR 500 2225	4	70x140	2830
PR3	 PURLINS - KATTO-ORRET - TÄKASAR 500 2225	1	70x140	2830
	COUNTERFLOOR HOLDING BOARDS - ROSSIPOHJAA KANNATTELEVAT LAUDAT - - BRÄDER SOM HALLER TROSSBOTTEN	6 5	19x90 19x90	3840 2645
LFS1	LOFT FLOOR SUPPORTING SLAT - PARVIALATTIA TUKILISTA - LOFTGOLVLIST	2	43x43	2660
	FLOORBOARD - LATTIALAUTA - GOLVBRÄDE  88mm or-tai-eller 114mm	34+1 44+1	19x114 19x88	3080 3080
	FLOORBOARD - LATTIALAUTA - GOLVBRÄDE  88mm or-tai-eller 114mm	34 44	19x114 19x88	2220 2220
	LOFT BOARD - PARVIALATTIA - LOFTGOLV  88mm or-tai-eller 114mm	11 14	19x114 19x88	2290 2290
	LOFT BOARD - PARVIALATTIA - LOFTGOLV  88mm or-tai-eller 114mm	14 18	19x114 19x88	2220 2220
	ROOFBOARD - KATTOLAUTA - TAKBRÄDE  88mm or-tai-eller 114mm	116+1 150+1	19x114 19x88	2790 2790
	TERRACE BOARD - TERASSILAUTA - TERASSBRÄDE 	10	26x114	2290
	CORNER POST - KULMAPYLVÄS - HÖRNSTOLPE 	1	70x140	2100
	SKIRTING SLAT - LATTIALISTA - GOLVLIST 		19x35	32000
	EAVE SLAT - RÄYSTÄSLISTA - TAKFOTSLIST  	4 4	30x40 19x35	3300 3300
	GABLE BOARD - KAAPELILAUTA - GAVELBRÄDA 	4	19x120	2860
	ROOF FELT FILLET - KATON PÄÄTYLAUTA - BRÄDE OVANPÅ GAVELBRÄDE 	4	19x90	2870
	SIDEWALL SKIRTING SLAT - KATTOLISTA-PÄÄDYT - TAKLIST-GAVLAR 	2 2 4	19x70 19x70 19x70	3090 2225 500
	NAILS - NAULAT - SPIKAR  FLOORBOARD - LATTIALAUTA - GOLVBRÄDE ROOFBOARD - KATTOLAUTAT - TAKBRÄDE	1300	2.5	60
	NAILS - NAULAT - SPIKAR  SKIRTING SLAT - LATTIALISTA - GOLVLIST	108	2.0	40
	NAILS - NAULAT - SPIKAR  FLOORBEAMS - LATTIAPALKIT - GOLVBJÄLKAR	52	5.0	100
	SCREWS - RUUVIT - SKRUVAR  FIXING HALF BEAMS - VAHVISTETTAVA PUOLIKKAAT PALKIT FÖR ATT FASTA HALVA VÄGGPROFILER SLEEPING FLOOR SUPPORTING SLAT - PARVIALATTIA TUKILISTA - LOFTGOLVLIST	40	4.5	90
	SCREWS - RUUVIT - SKRUVAR  EAVE BOARD - RÄYSTÄSLAUTA - TAKFOTSBRÄDE EAVE SLAT - RÄYSTÄSLISTA - TAKFOTSLISTA GABLE BOARD - KAAPELILAUTA - GAVELBRÄDA BORDER BOARDS - REUNALAUTA - FÖDERBRÄDE	86	4.5	50
	SCREWS - RUUVIT - SKRUVAR  ROOF FELT FILLET - KATON PÄÄTYLAUTA - BRÄDE OVANPÅ GAVELBRÄDE COUNTERFLOOR HOLDING BOARDS - ROSSIPOHJAA KANNATTELEVAT LAUDAT - - BRÄDER SOM HALLER TROSSBOTTEN	300	3.5	35
SJ1 SJ2	SCREW JOINT - KIERRETKO-MYRSKYVARMISTUS - GÄNGTAPP-STORMSÄKRING 	4 1	ØM10 ØM10	2660 430
	PURLINS CONNECTING METAL - KATTO-ORRET YHDISTAMISRAUTA - TÄKASAR SAMMANSLAGNINGMETAL 	5	Ø6	200



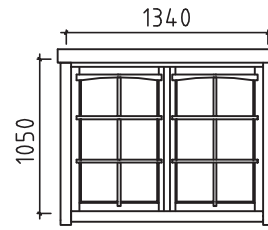
Pos	P5639-70 Folkstugan		Pcs.	Profile (mm)	L (mm)
	POST REGULATING BOLT - KULMAPYLVÄS SÄÄTÖPULTTI - HÖRNSTOLPE JUSTERINGSBULT		1		
	STEEL CORNER - KULMARAUTA - VINKELJÄRN		8	90x90	65
	DOOR CROSSES - OVIRISTIKKO - SPRÖJS		1		
	DOOR HANDLE - OVEN KAHVA - DÖRR HANDTAG		1		
	WINDOW CROSSES - IKKUNARISTIKKO - SPRÖJS		3		
	DOUBLE WINDOW CROSSES - TUPLAIKKUNARISTIKKO - DUBBELSPRÖJS		4		
	WINDOW HANDLE - IKKUNA KAHVA - FÖNSTER HANDTAG		7		
	DOOR LOCK+KEYS - OVENLUKKO+AVAIN - DÖRRLÅS+NYCKLAR		1+1		
	DOOR ASSEMBLING PROFILE - OVEN ASENNUSPROFIILI - DÖRR MONTERINGSPROFIL		2	70x44	1930
	EXTRA FRAME ASSEMBLING PROFILE - YLEMÄÄRAINEN RAMI ASENNUSPROFIILI - EXTRA RAM MONTERINGSPROFIL		2	70x44	1930
	WINDOW ASSEMBLING PROFILE - IKKUNA ASENNUSPROFIILI - FÖNSTER MONTERINGSPROFIL		10	70x44	1050
	LADDER -TIKAPUUT - STEGE		1	490	2540
	DOOR BORDER BOARDS SET - OVEN KAIDEENLAUDAT DÖRR GRÄNSERBRÄDER (6 BOARDS - LAUTA - BRÄDER)		1		
	EXTRA FRAME BORDER BOARDS SET - YLEMÄÄRAINEN RAMI KAIDEENLAUDAT EXTRA RAM GRÄNSERBRÄDER (6 BOARDS - LAUTA - BRÄDER)		1		
	DOUBLE WINDOW BORDER BOARDS SET - TUPLAIKKUNA KAIDEENLAUDAT DUBBELFÖNSTER GRÄNSERBRÄDER (8 BOARDS - LAUTA - BRÄDER)		2		
	WINDOW BORDER BOARDS SET - IKKUNA KAIDEENLAUDAT FÖNSTER GRÄNSERBRÄDER (8 BOARDS - LAUTA - BRÄDER)		3		
	CEILING BEAMS ASSEMBLING BOARD - PARVIAPALKI ASENNUSLAUTA - LOFTBJÄLKAR MONTERINGSBRÄDE		6	15x52	58



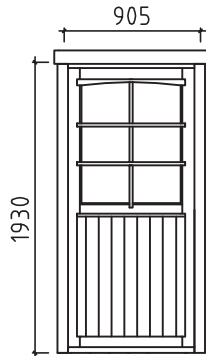
WINDOW - IKKUNAN - FÖNSTER - 765x1050 ORT_ECO
3 set - kpl - st (right hand - oikea käsi - höger hand)



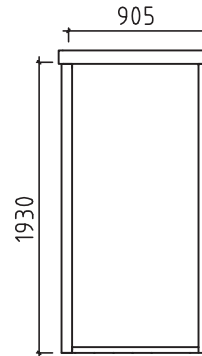
WINDOW - IKKUNAN - FÖNSTER - 1340x1050
ORT_ECO 2 set - kpl - st



DOOR - OVI - DÖRR 905x1930
ORT_ECO 1 set - kpl - st
(left hand - vasen käsi - vänster hand)



EXTRA FRAME - ÜLEMÄÄRÄINEN RAMI - EXTRA RAM 905x1930
ORT_ECO 1set - kpl -st



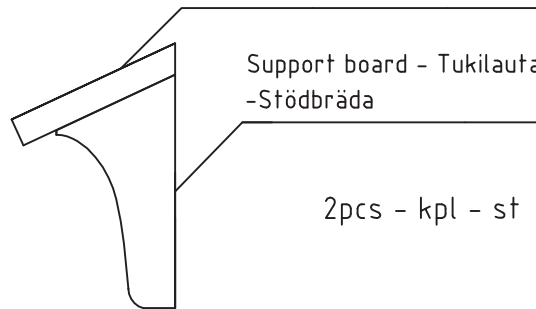
Window top - Ikkunakatos - Fönstertak

For windows in wall 1&3 - Ikkunan seinä 1&3
- För fönster in vägg 1&3

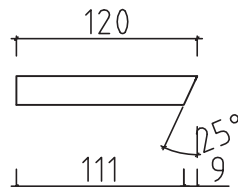
Covering board - Peitelauta
-Tackbräda 19x120

Support board - Tukilauta
-Stödbräda

2 pcs - kpl - st



Covering board - Peitelauta - Tackbräda 19x120



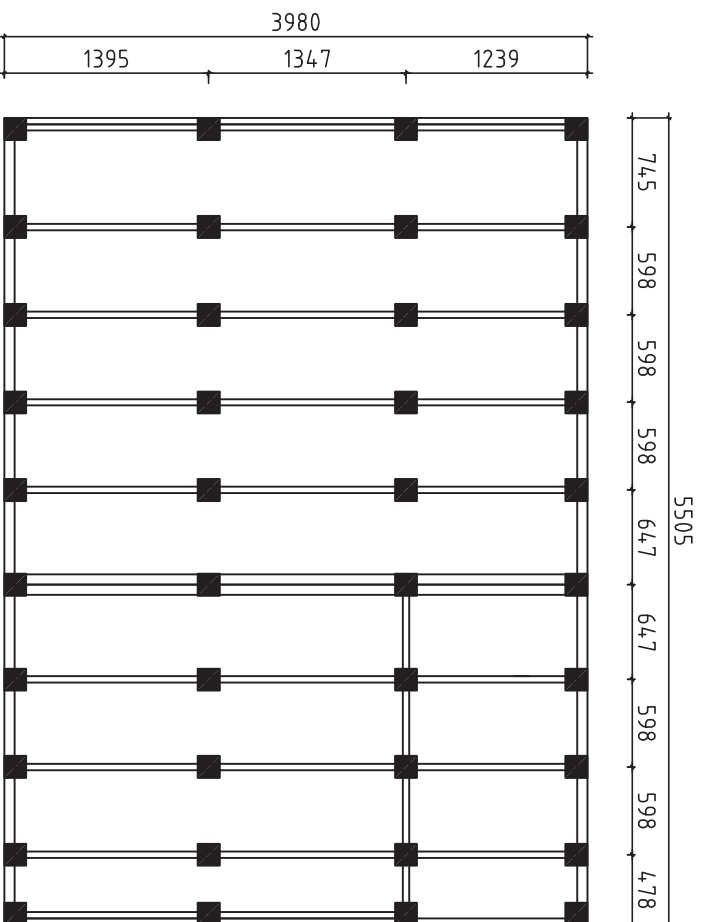
1580mm 1pc - kpl - st
1000mm 1pc - kpl - st

Support board - Tukilauta - Stödbräda



4 pcs - kpl - st





Detta är ett förslag för hur man kan placera plintarna (100- 200 mm i diameter) för golvbjälklaget. Golvbjälkarna är med i byggsatsen, men inte plintarna. Använder man exempelvis 500-600mm långa murblock så kan man halvera antalet punkter. Lägg fuktskyddande papp mellan betong och trä

Tämna on ehdotus siitä, miten (100-200 mm läpimitäiset) jalat voidaan sijoittaa alapohjan varten. Lattiapalkit ovat rakennussarjassa, mutta jalkoja ei ole. Kun käytetään esimerkiksi 500-600 mm pitkiä harkkoja, voidaan pisteiden määrä puolitaa. Aseta betonin ja puun väliin kosteudelta suojavaa pähvi

A proposal for placing plinths (100-200 mm in diameter) for floor beams. Floor beams are provided in the kit but plinths are not included. For example, by using 500-600 mm long masonry units, one can reduce the number of points 50%. Place cardboard between the concrete and wood to protect from moisture

House	P5639-70 Folkstugan	Sheet	
Drawing	FOUNDATION PLAN - PLINTPLAN	Scale	1:50
Material		Date	31.03.2015
Drawer	KK	File	P5639-70 Folkstugan Foundation.dwg