
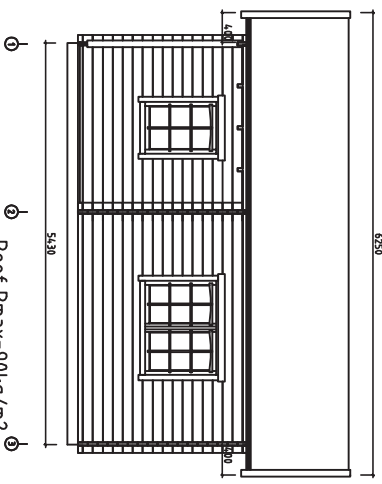
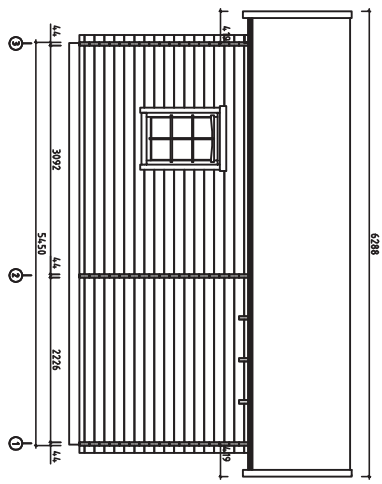
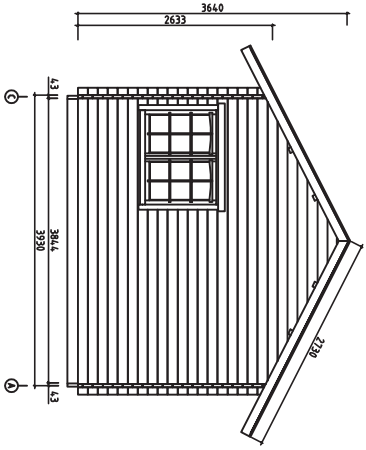
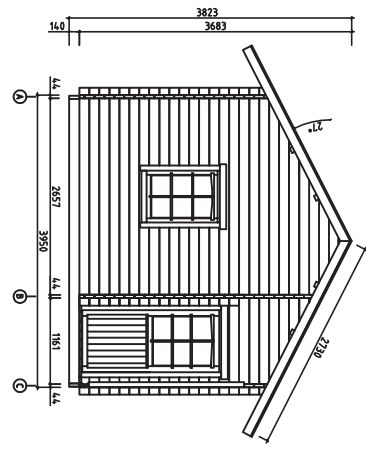
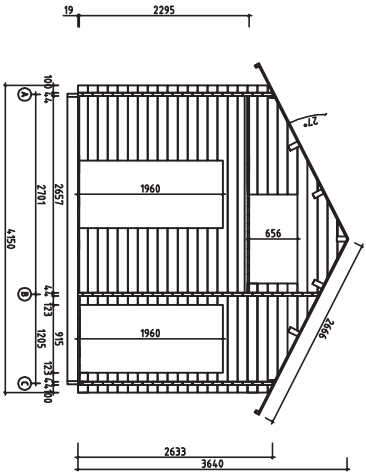
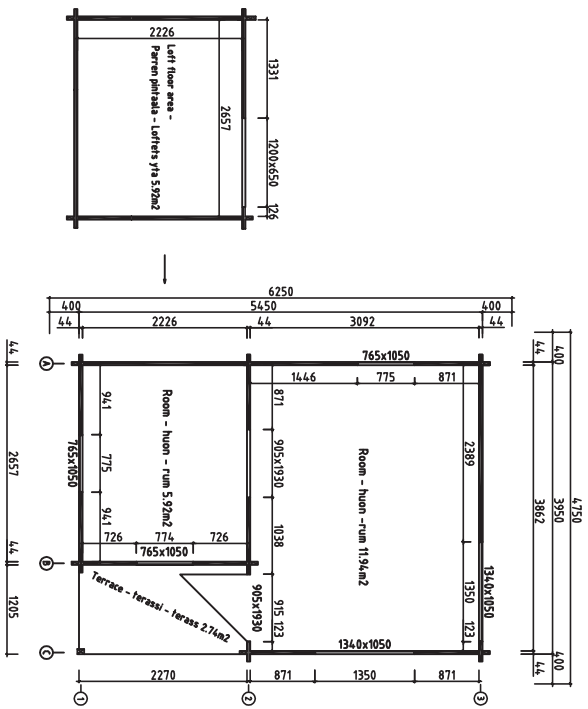

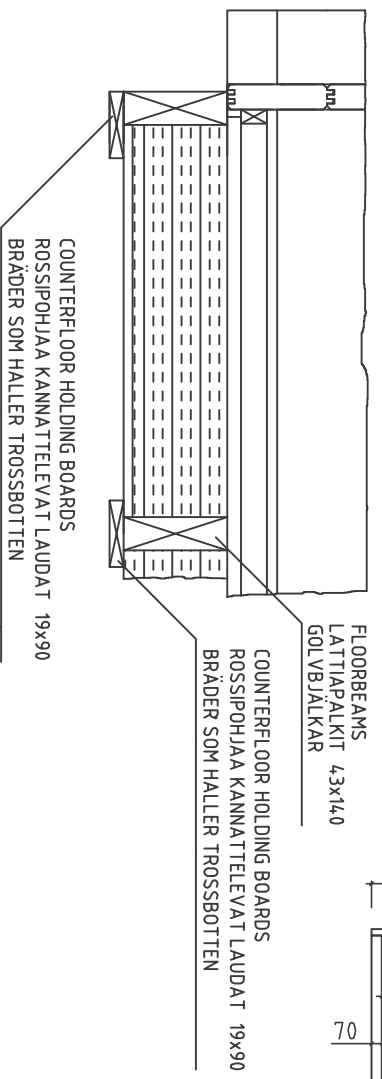
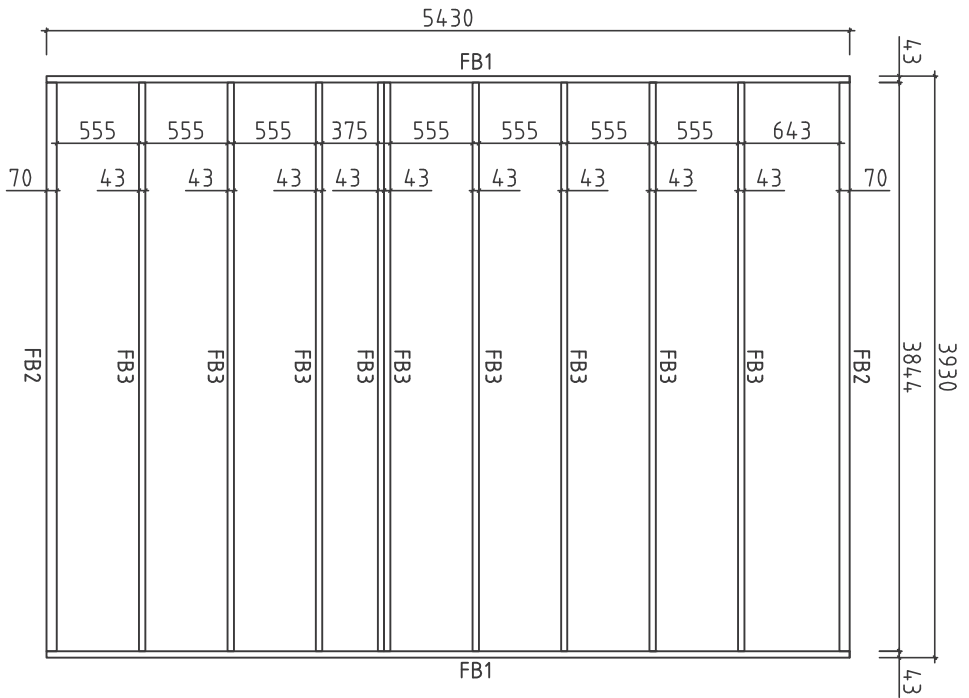
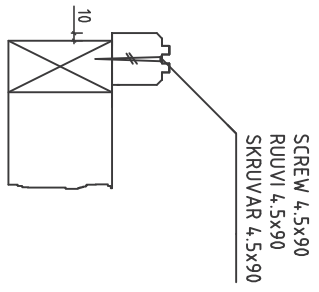


P5639-44 Folkstugan

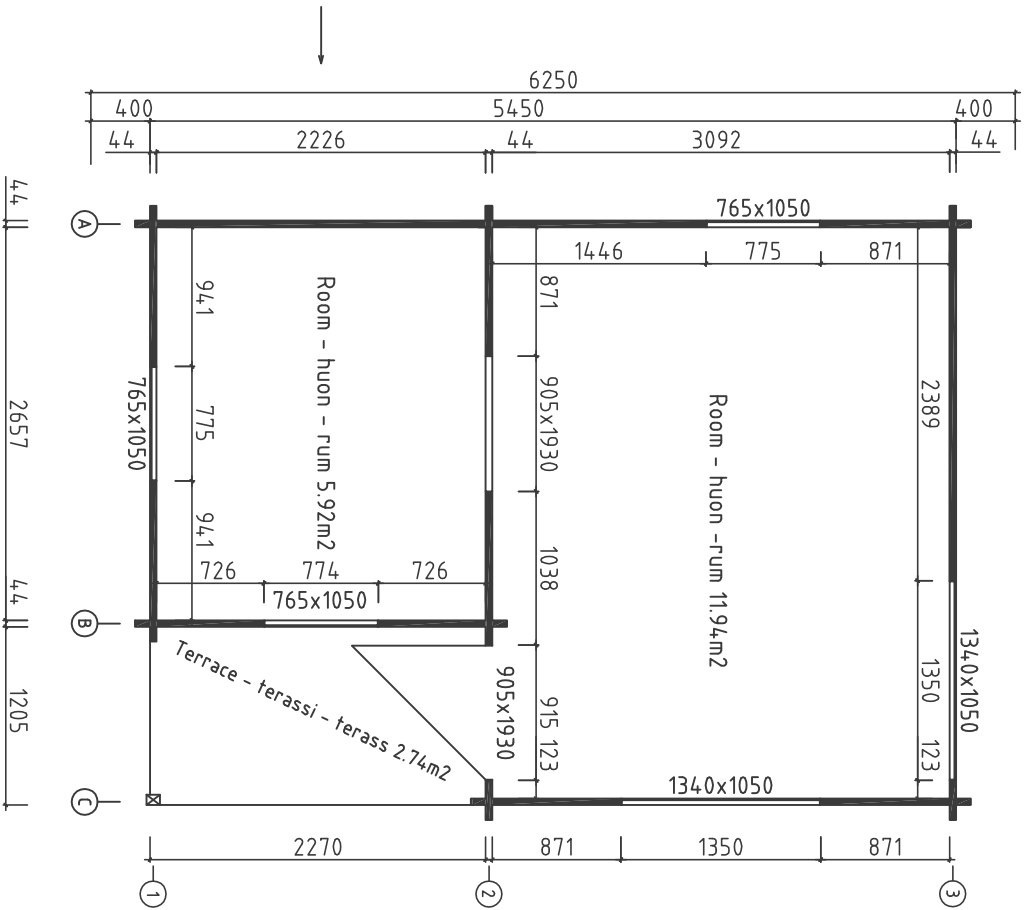
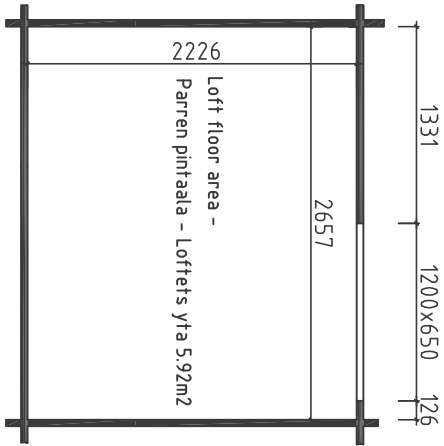
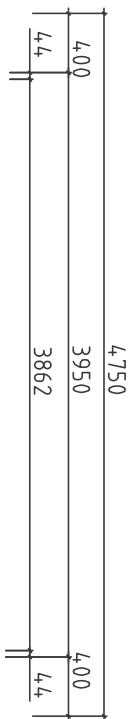


Kood	P5639-44 Folkstugan	Leht	1
Jooks	Views-kuvat-sedd	Hooikava	1:100
Määrus	4,4x135	Kuup	11.03.2016
Joonestas		File	P5639-44 Folkstugan views.dwg

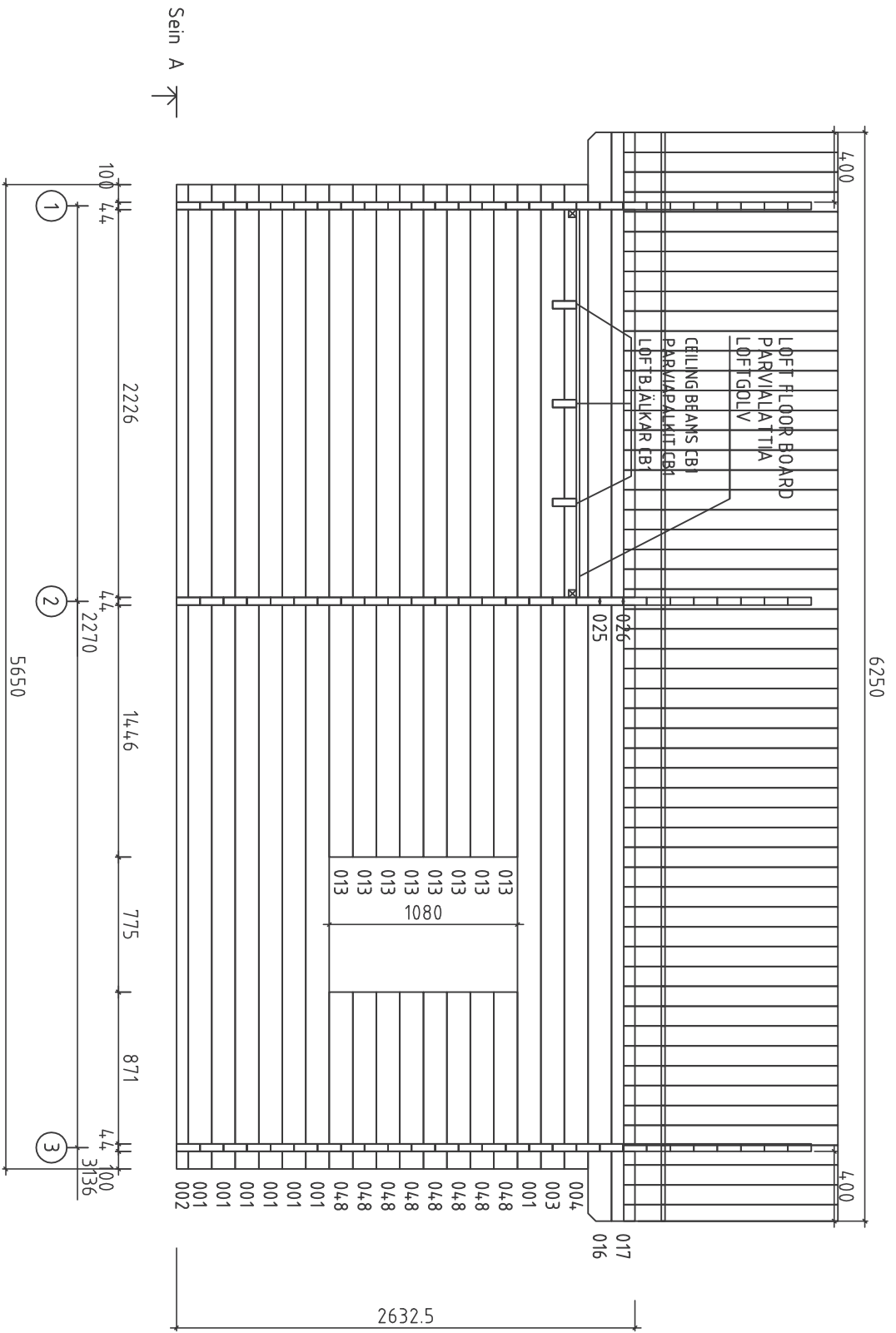
NB!!! PLACE FIRST WALLBEAM ROUND OVER THE FLOORBEAMS FRAME 10mm
 NB!!! FIX THE HALF BEAMS INTO FLOORBEAMS WITH SCREWS 4.5x90



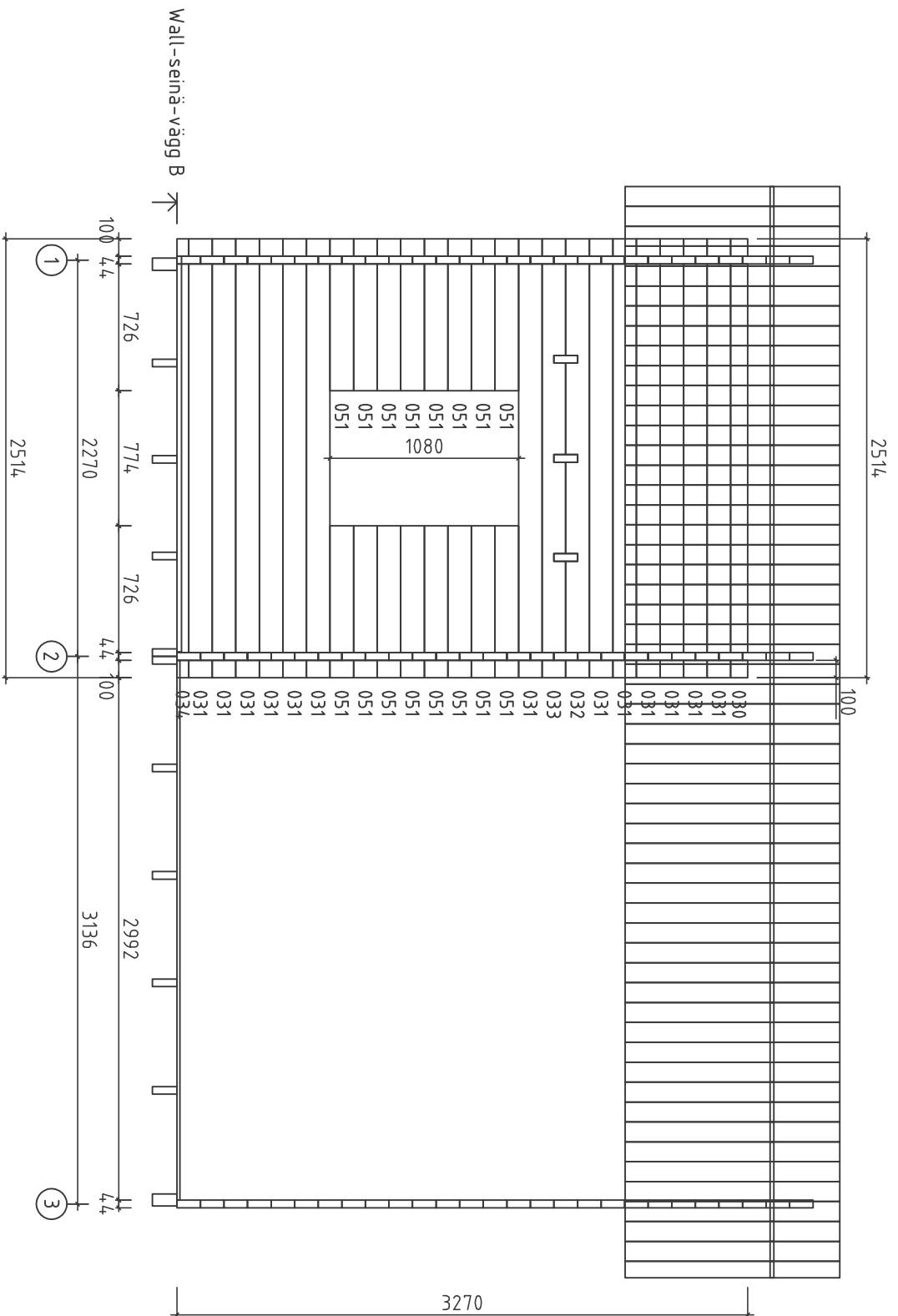
Kood	P5639-44 Folkstugan	Lehti	2
Joonit	Floorbeams - Lattipalkit - Golvbjälkar	Moottori	1:35
Materiaali	4.3x14.0, 70x14.0	Kump.	02.09.2014
Joonestaja	K.Kahju	File	P5639-44 Folkstugan Floorbeam.dwg



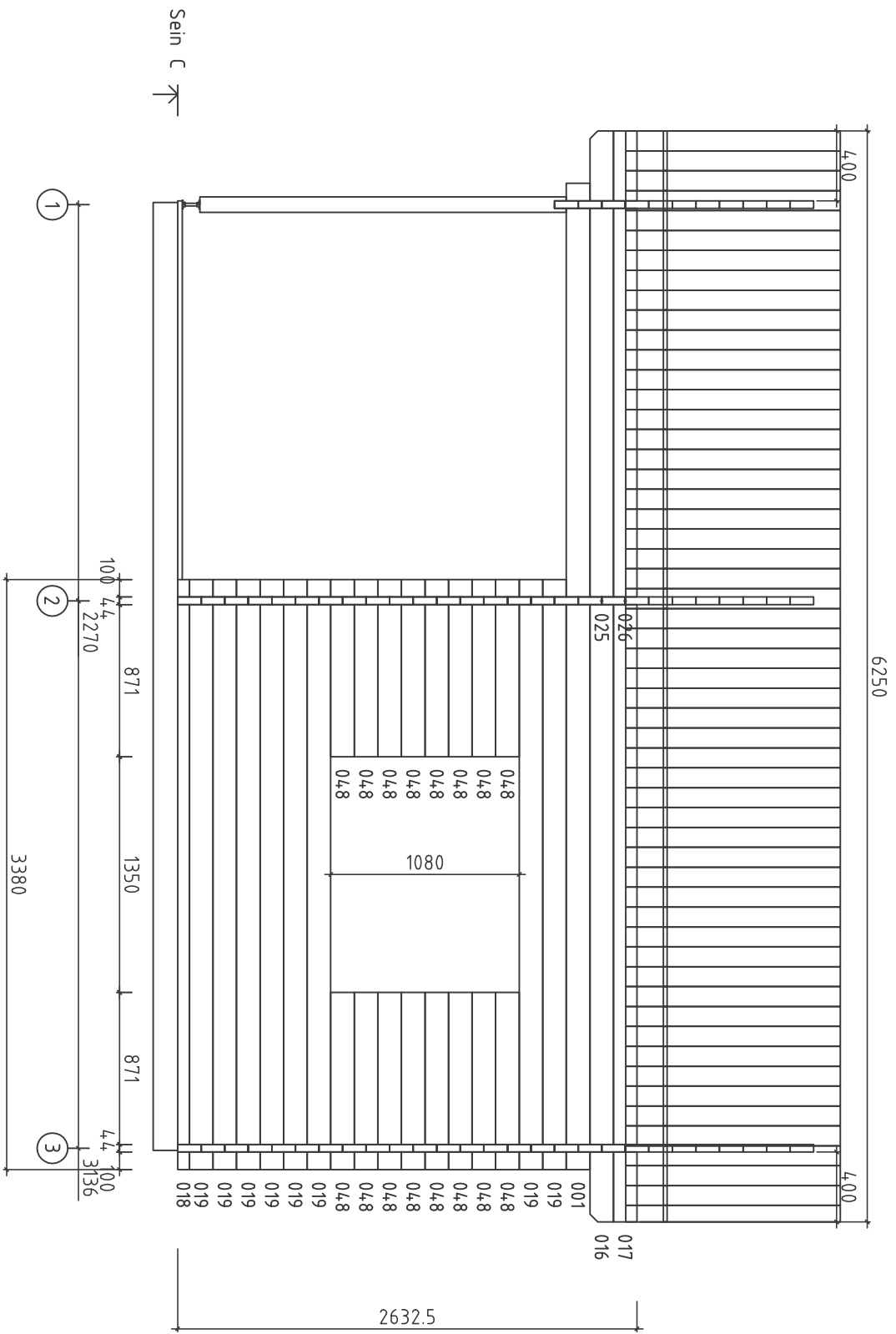
Kood	P5639-44 Folkstugan	Leht	3
Joon	Plan	Muutos	1:35
Materiaali	4,4x135	Kaup	02.09.2014
Joonestaja	K.Kahju	File	P5639-44 Folkstugan plan.dwg



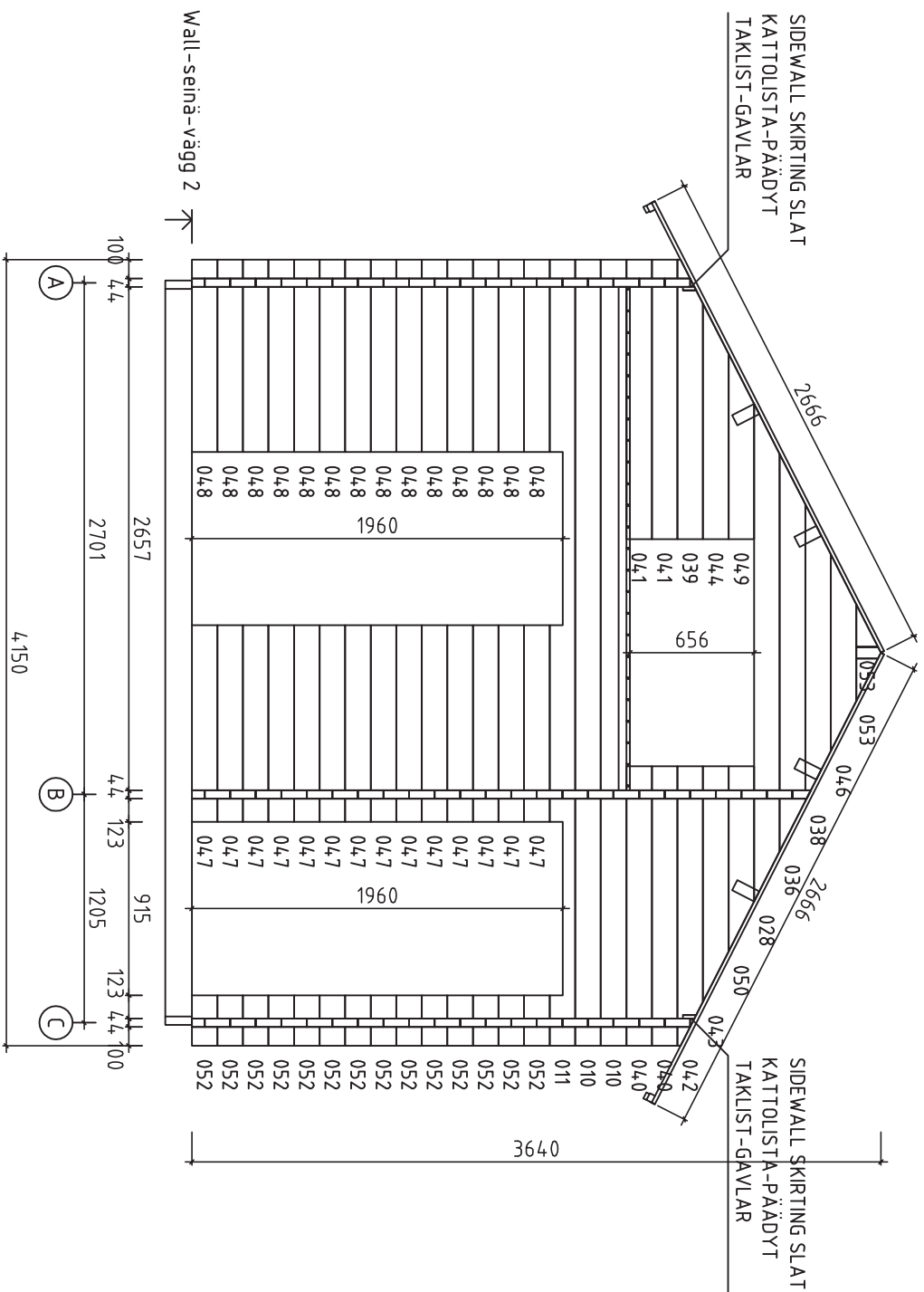
Kood	P5639-44 Folkstugan	Leht	4
Joonis	SEIN A	Mootkava	1:35
Materjal	4.4x13.5	Kuup.	02.09.2014
Joonestass	K.Kahu	File	P5639-44 Folkstugan.dwg



Kood	P5639-44 Folkstugan	Leht	5
Joonits	Wall-seinä-vägg B	Moottkava	1:35
Materjal	44x135	Kuup.	02.09.2014
Joonestass	K.Kahu	File	P5639-44_Folkstugan.dwg



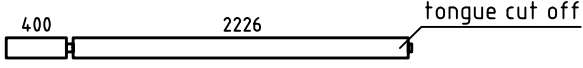



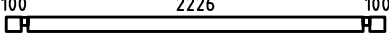
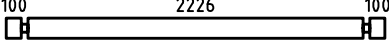
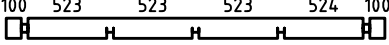
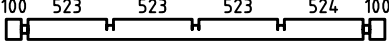
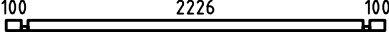
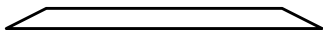
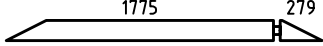

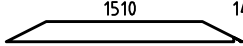
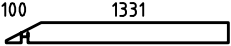

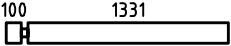



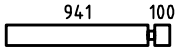




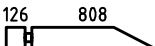
Kood	P5639-44	Folkstugan	Leht	6
Joonis	SEIN C		Mohtkava	1:35
Materjal	4.4x13.5		Kuup.	02.09.2014
Joonestass	K.Kahu	File	P5639-44 Folkstugan.dwg	

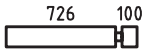


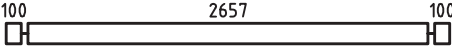


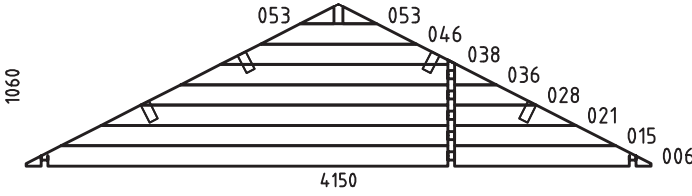
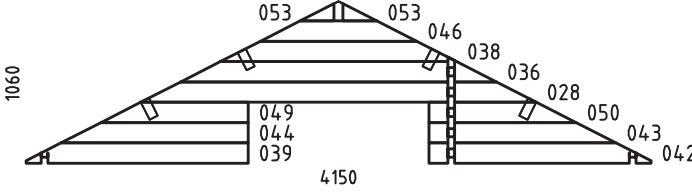
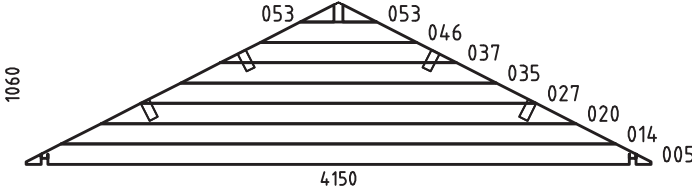



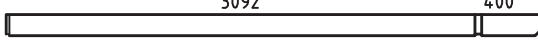

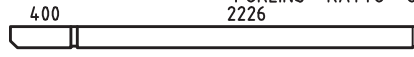

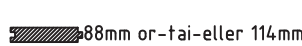


Kood	P5639-44 Folkstugan	Lehti	8
Joonits	Wall-seinä-vägg 2	Moottkava	1:35
Materiaali	44x135	Kuup.	03.09.2014
Joonestass	K.Kahu	File	P5639-44_Folkstugan.dwg

Pos	P5639-44 Folkstugan	Pcs.	Profile (mm)	L (mm)
001		8	44x135	5650
002		1	44x68	5650
003		1	44x135	5650
004		1	44x135	5650
005		1	44x135	4150
006		1	44x135	4150
007		10	44x135	4150
008		1	44x135	4150
009		1	44x135	4150
010		4	44x135	4150
011		1	44x135	4150
012		1	44x135	4150
013		8	44x135	3860
014		1	44x135	3685
015		1	44x135	3685
016		2	44x135	3558
017		2	44x135	3558
018		1	44x68	3380
019		8	44x135	3380
020		1	44x135	3156
021		1	44x135	3156
022		7	44x135	2945
023		1	44x135	2945
024		1	44x135	2945
025		2	44x135	2692



Pos	P5639-44 Folkstugan	Pcs.	Profile (mm)	L (mm)		
026		2	44x135	2692		
027		1	44x135	2627		
028		2	44x135	2627		
029		7	44x135	2533		
030		1	44x97	2514		
031		13	44x135	2514		
032		1	44x135	2514		
033		1	44x135	2514		
034		1	44x68	2514		
035		1	44x135	2098		
036		2	44x135	2098		
037		1	44x135	1568		
038		2	44x135	1568		
039		1	44x135	1475		
040		2	44x135	1475		
041		2	44x135	1475		
042		1	44x135	1475		
043		1	44x135	1243		
044		1	44x135	1243		
045		14	44x135	1085		
046		3	44x135	1039		
047		14	44x135	1038		
048		38	44x135	1015		
049		1	44x135	978		
050		1	44x135	978		
Kood	P5639-44 Folkstugan	Materjal	File	P5639-44 Folkstugan.dwg	Leht	2/6

Pos	P5639-44 Folkstugan	Pcs.	Profile (mm)	L (mm)
051		16	44x135	870
052		21	44x135	267
053		6	44x115	225
CB1	CEILING BEAMS - PARVIAPALKIT - LOFTBJÄLKAR 	3	44x135	2945
SB	EXTRA PROFILE - VARALLAPALKI - LAGERBJÄLKAR 	1	44x135	5650
AB	ASSEMBLING BEAM - ASENNUSLAUTA - SLAGBRÄDE 	2	44x135	300
W1-1		1	44x1060	4150
W2-1		1	44x1060	4150
W3-1		1	44x1060	4150
FB2	FLOORBEAMS - LATTIAPALKIT - GOLVBÄLKAR 	2	70x140	3844
FB1	FLOORBEAMS - LATTIAPALKIT - GOLVBÄLKAR 	2	43x140	5430
FB3	FLOORBEAMS - LATTIAPALKIT - GOLVBÄLKAR 	9	43x140	3844
PR2	PURLINS - KATTO - ORRET - TÄKASAR 	4	70x140	3558
PR4	PURLINS - KATTO - ORRET - TÄKASAR 	1	70x140	3558
PR1	PURLINS - KATTO - ORRET - TÄKASAR 	4	70x140	2692
PR3	PURLINS - KATTO - ORRET - TÄKASAR 	1	70x140	2692
	COUNTERFLOOR HOLDING BOARDS - ROSSIPOHJAA KANNATTELEVAT LAUDAT - - BRÄDER SOM HALLER TROSSBOTTEN	6 5	19x90 19x90	3840 2600
LFS1	SLEEPING FLOOR SUPPORTING SLAT - PARVIALATTIA TUKILISTA - LOFTGOLVLIST	2	44x44	2657
	FLOORBOARD - LATTIALAUTA - GOLVBRÄDE 	34+1 44+1	19x114 19x88	3080 3080






















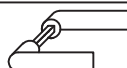



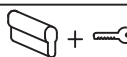

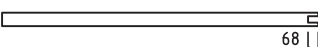
Polhus

Kood P5639-44 Folkstugan

Materjal

File P5639-44 Folkstugan.dwg

Leht 3/6

Pos	P5639-44 Folkstugan	Pcs.	Profile (mm)	L (mm)
	FLOORBOARD - LATTIALAUTA - GOLVBRÄDE 	24 31	19x114 19x88	2220 2220
	LOFT BOARD - PARVIALATTIA - LOFTGOLV 	11 14	19x114 19x88	2265 2265
	LOFT BOARD - PARVIALATTIA - LOFTGOLV 	14 18	19x114 19x88	2220 2220
	ROOFBOARD - KATTOLAUTA - TAKBRÄDE 	116+1 150+1	19x114 19x88	2666 2666
	TERRACE BOARD - TERASSILAUTA - TERASSBRÄDE 	10	28x120	2265
	SKIRTING SLAT - LATTIALISTA - GOLVLIST 		19x35	42
	EAVE SLAT - RÄYSTÄSLISTA - TAKFOTLIST 	4	30x40	3125
	EAVE SLAT - RÄYSTÄSLISTA - TAKFOTLIST 	4	19x35	3125
	GABLE BOARD - KAAPELILAUTA - GAVELBRÄDA 	4	19x120	2726
	ROOF FELT FILLET - KATON PÄÄTYLAUTA - BRÄDE OVANPÅ GAVELBRÄDE 	4	19x90	2730
	SIDEWALL SKIRTING SLAT - KATTOLISTA-PÄÄDYT - TAKLIST-GAVLAR 	2 2 4	19x70 19x70 19x70	3092 2226 400
	NAILS - NAULAT - SPIKAR  FLOORBOARD - LATTIALAUTA - GOLVBRÄDE ROOFBOARD - KATTOLAUTAT - TAKBRÄDE	1300	2.5	60
	NAILS - NAULAT - SPIKAR  SKIRTING SLAT - LATTIALISTA - GOLVLIST	108	2.0	40
	NAILS - NAULAT - SPIKAR  FLOORBEAMS - LATTIAPALKIT - GOLVBJÄLKAR	52	5.0	100
	SCREWS - RUUVIT - SKRUVAR  FIXING HALF BEAMS - VAHVISTETTAVA PUOLIKKAAT PALKIT FÖR ATT FASTA HALVA VÄGGPROFILER SLEEPING FLOOR SUPPORTING SLAT - PARVIALATTIA TUKILISTA - LOFTGOLVLIST	40	4.5	90
	SCREWS - RUUVIT - SKRUVAR  EAVE BOARD - RÄYSTÄSLAUTA - TAKFOTSBRÄDE EAVE SLAT - RÄYSTÄSLISTA - TAKFOTSLISTA GABLE BOARD - KAAPELILAUTA - GAVELBRÄDA BORDER BOARDS - REUNALAUTA - FODERBRÄDE	86	4.5	50
	SCREWS - RUUVIT - SKRUVAR  ROOF FELT FILLET - KATON PÄÄTYLAUTA - BRÄDE OVANPÅ GAVELBRÄDE COUNTERFLOOR HOLDING BOARDS - ROSSIPOHJAA KANNATTELEVAT LAUDAT - BRÄDER SOM HALLER TROSSBOTTEN	280	3.5	35
	PURLINS CONNECTING METAL - KATTO-ORRET YHDISTAMISRAUTA - TÄKASAR SAMMANSLAGNINGMETAL 	5	ø6	200
	DOOR CROSSES - OVIRISTIKKO - SPRÖJS 	1		
	DOOR HANDLE - OVEN KAHVA - DÖRR HANDTAG 	1		
	WINDOW CROSSES - IKKUNARISTIKKO - SPRÖJS 	3		
	DOUBLE WINDOW CROSSES - TUPLAIKKUNARISTIKKO - DUBBELSPRÖJS 	4		
	WINDOW HANDLE - IKKUNA KAHVA - FÖNSTER HANDTAG 	7		
	DOOR LOCK+KEYS - OVENLUKKO+AVAIN - DÖRRLÅS+NYCKLAR 	1+1		
	LADDER - TIKAPUUT - STEGE 	1	490	2540
	CORNER POST - KULMAPYLVÄS - HÖRNSTOLPE 	1	90x90	2100



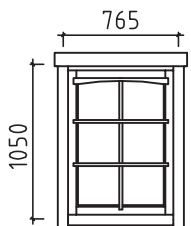
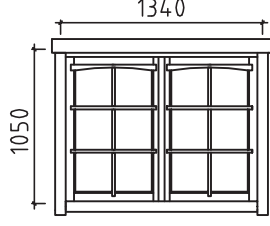
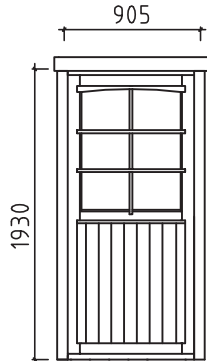

Polhus

Kood P5639-44 Folkstugan

Materjal

File P5639-44 Folkstugan.dwg

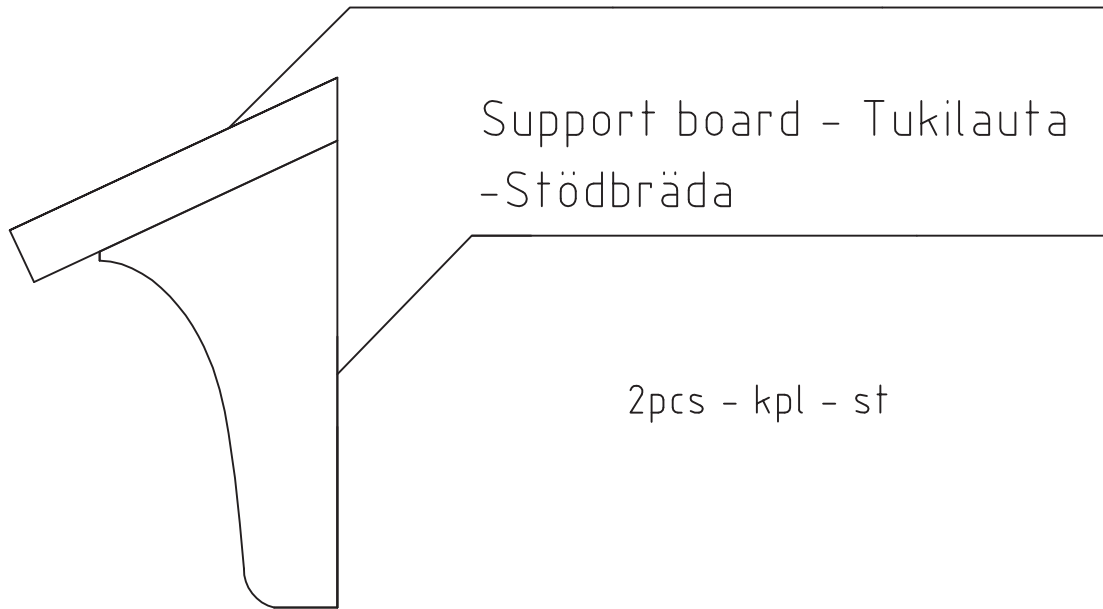
Leht 4/6

Pos	P5639-44 Folkstugan	Pcs.	Profile (mm)	L (mm)
	POST REGULATING BOLT - KULMAPYLVÄS SÄÄTÖPULTTI - HÖRNSTOLPE JUSTERINGSBULT	1		
	DOOR BORDER BOARDS SET - OVEN KAIDEENLAUDAT DÖRR GRÄNSERBRÄDER (7 BOARDS - LAUTA - BRÄDER)	1		
	EXTRA FRAME BORDER BOARDS SET - YLEMÄÄRÄINEN RAMI KAIDEENLAUDAT EXTRA RAM GRÄNSERBRÄDER (6 BOARDS - LAUTA - BRÄDER)	1		
	DOUBLE WINDOW BORDER BOARDS SET - TUPLAIKKUNA KAIDEENLAUDAT DUBBELFÖNSTER GRÄNSERBRÄDER (8 BOARDS - LAUTA - BRÄDER)	2		
	WINDOW BORDER BOARDS SET - IKKUNA KAIDEENLAUDAT FÖNSTER GRÄNSERBRÄDER (8 BOARDS - LAUTA - BRÄDER)	3		
	CEILING BEAMS ASSEMBLING BOARD - PARVIAPALKKI ASENNUSLAUTA - LOFTBJÄLKAR MONTERINGSBRÄDE	6	15x30	30
	<p>WINDOW - IKKUNAN - FÖNSTER - 765x1050 ORT_ECO 3 set - kpl - st (right hand - oikea käsi - höger hand)</p> 			
	<p>WINDOW - IKKUNAN - FÖNSTER - 1340x1050 ORT_ECO 2 set - kpl - st</p> 			
	<p>DOOR - OVI - DÖRR 905x1930 ORT_ECO 1 set - kpl - st (left hand - vasen käsi - vänster hand)</p> 			
	<p>EXTRA FRAME - ÜLEMÄÄRÄINEN RAMI - EXTRA RAM 905x1930 ORT_ECO 1set - kpl -st</p> 			

Window top - Ikkunakatos - Fönstertak

For windows in wall 1&3 - Ikkunan seinä 1&3
- För fönster in vägg 1&3

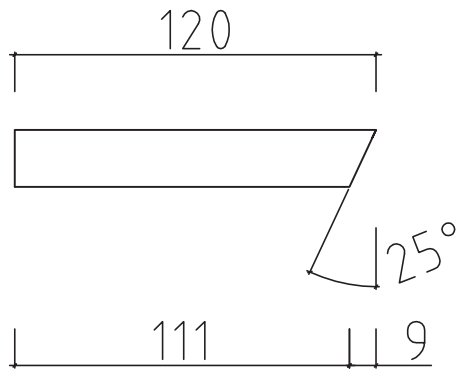
Covering board - Peitelauta
-Täckbräda 19x120



Support board - Tukilauta
-Stödbräda

2 pcs - kpl - st

Covering board - Peitelauta - Täckbräda 19x120



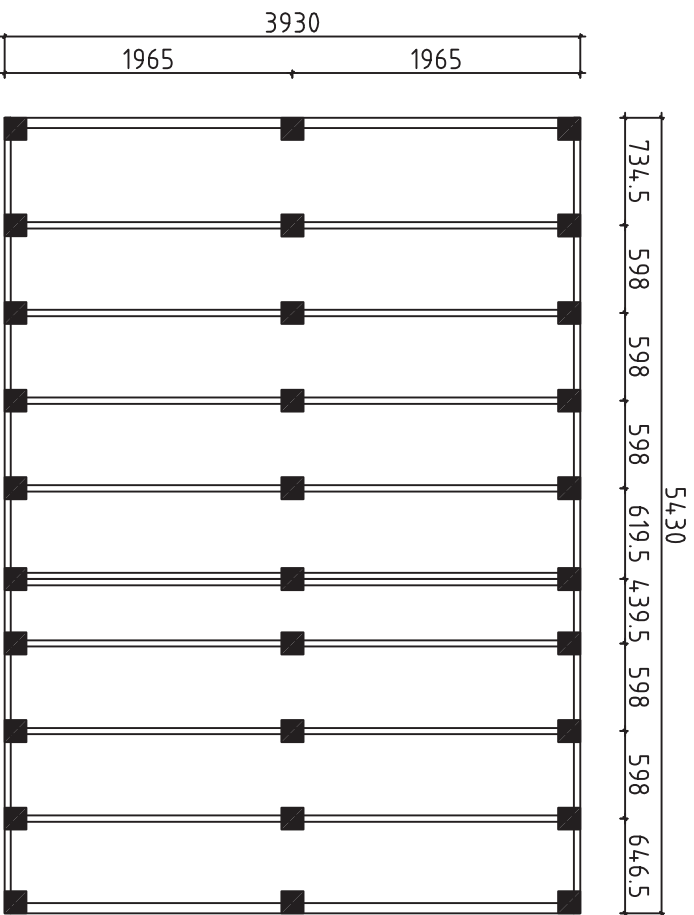
1580mm 1pc - kpl - st

1000mm 1pc - kpl - st

Support board - Tukilauta - Stödbräda

4 pcs - kpl - st





Detta är ett förslag för hur man kan placera plintarna (100- 200 mm i diameter) för golvbjälklaget. Golvbjälkarna är med i byggsatsen, men inte plintarna. Använder man exempelvis 500-600mm långa murblock så kan man halvera antalet punkter. Lägg fuktskyddande papp mellan betong och trä

Tämna on ehdotus siitä, miten (100-200 mm läpimitäiset) jalat voidaan sijoittaa alapohjan varten. Lattiapalkit ovat rakennussarjassa, mutta jalkoja ei ole. Kun käytetään esimerkiksi 500-600 mm pitkiä harkkoja, voidaan pisteiden määrä puolitaa. Aseta betonin ja puun väliin kosteudelta suojavaa pappi

A proposal for placing plinths (100-200 mm in diameter) for floor beams. Floor beams are provided in the kit but plinths are not included. For example, by using 500-600 mm long masonry units, one can reduce the number of points 50%. Place cardboard between the concrete and wood to protect from moisture

Kood	P5639-44 Folkstugan	Lehti
Joonis	FOUNDATION PLAN - PLINTPLAN	Moottoriv: 50
Materiaali		Kuup. 11.03.2016
Juonestus	K.K.	File P5639-44 Folkstugan Foundation.dwg