

Date rev. Description

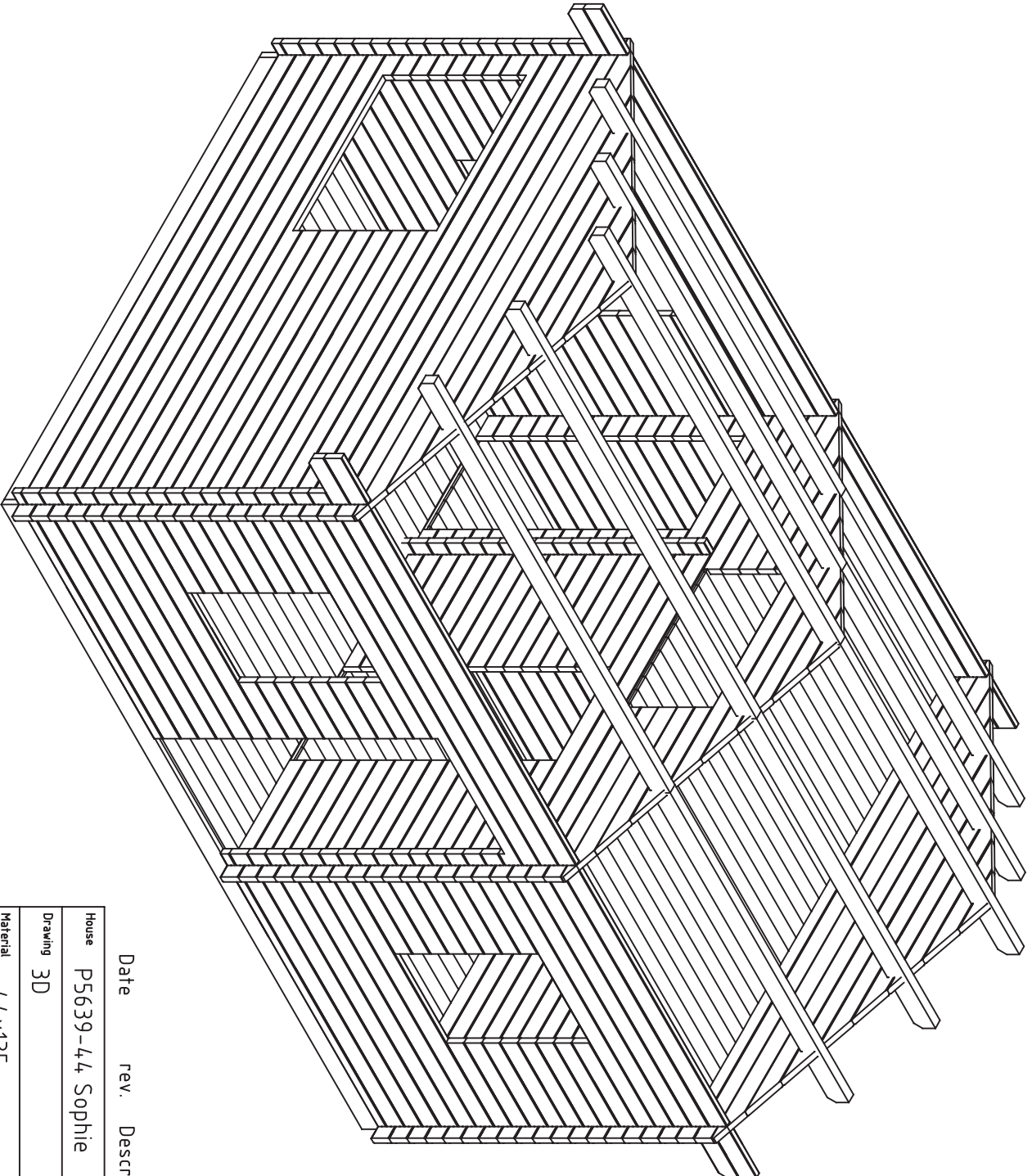
V 1.0

House	P5639-44 Sophie	Sheet	1
-------	-----------------	-------	---

Drawing	3D	Scale	
---------	----	-------	--

Material	44x135	Date	11.06.2018
----------	--------	------	------------

Drawer	K.K.	File	P5639-44 Sophie 3D.dwg
--------	------	------	------------------------



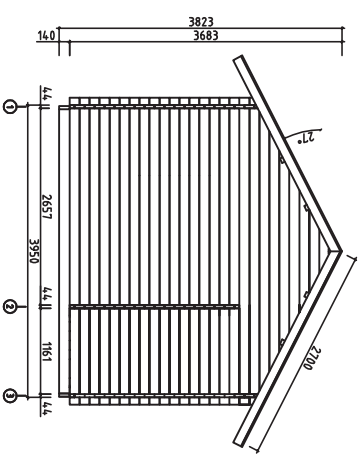
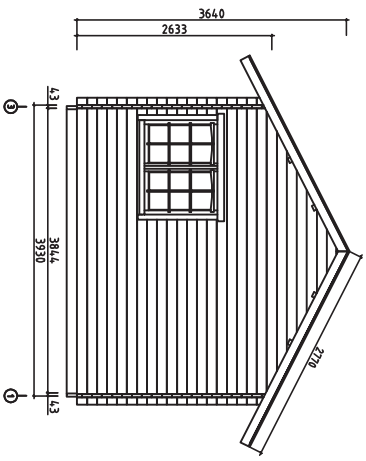
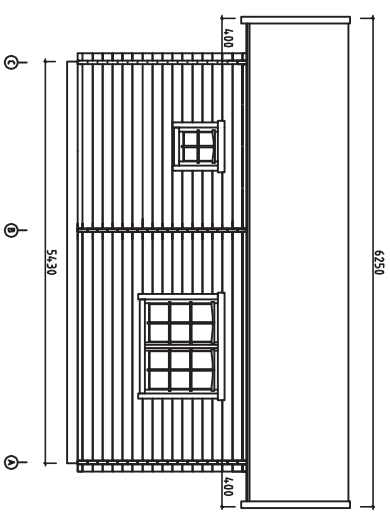
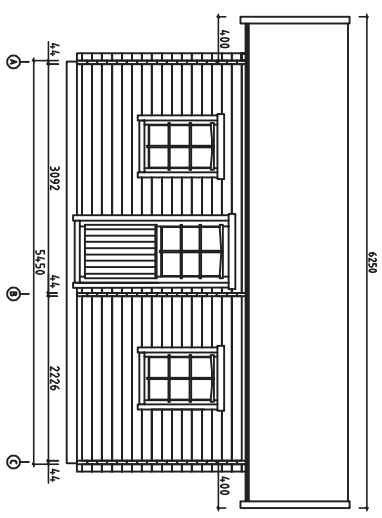
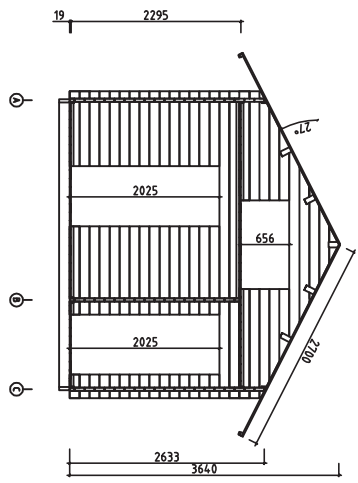
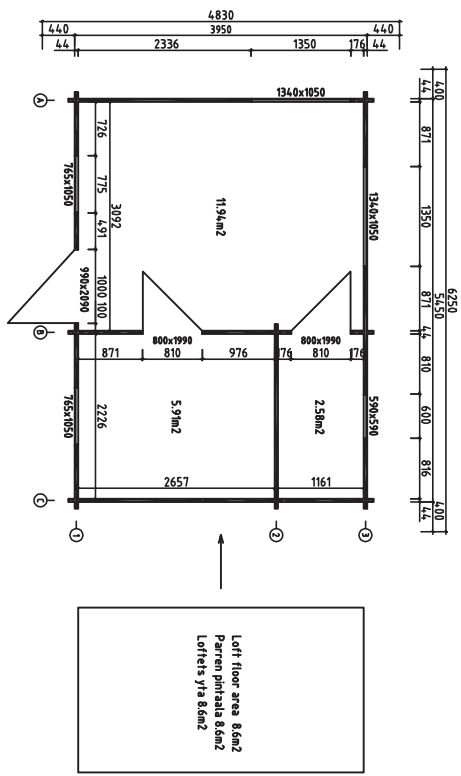
Date rev. Description V 1.0

House P5639-44 Sophie Sheet 1a


Drawing 3D Scale

Material 44x135 Date 11.06.2018




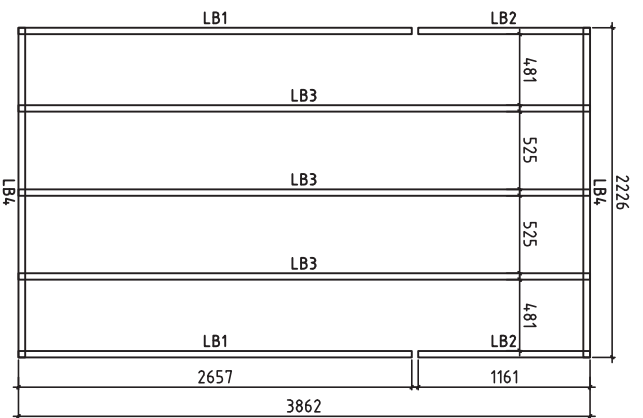
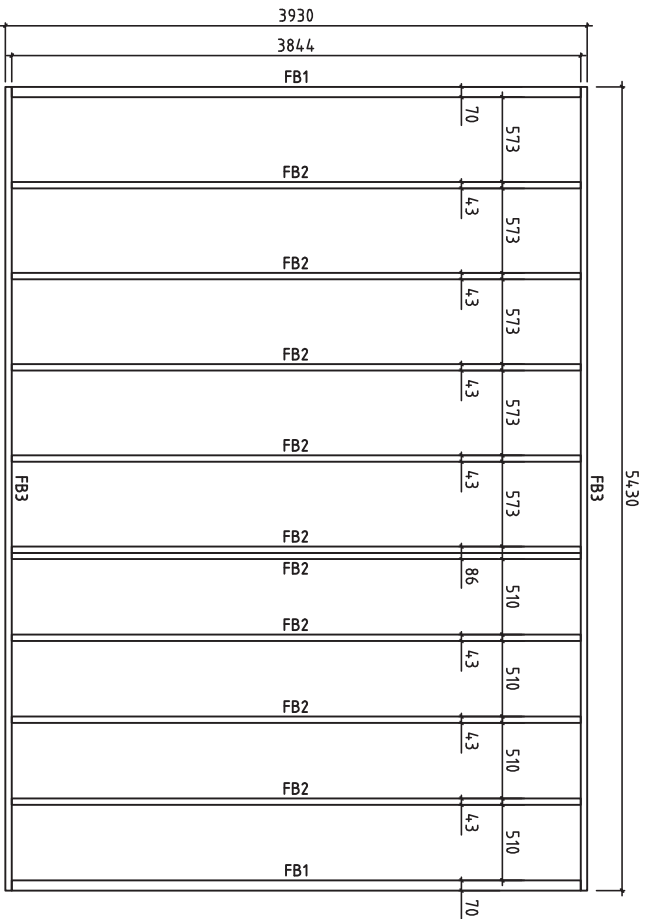
Drawer K.K. File P5639-44 Sophie 3D.dwg



Roof Pmax=180kg/m²
V 1.0

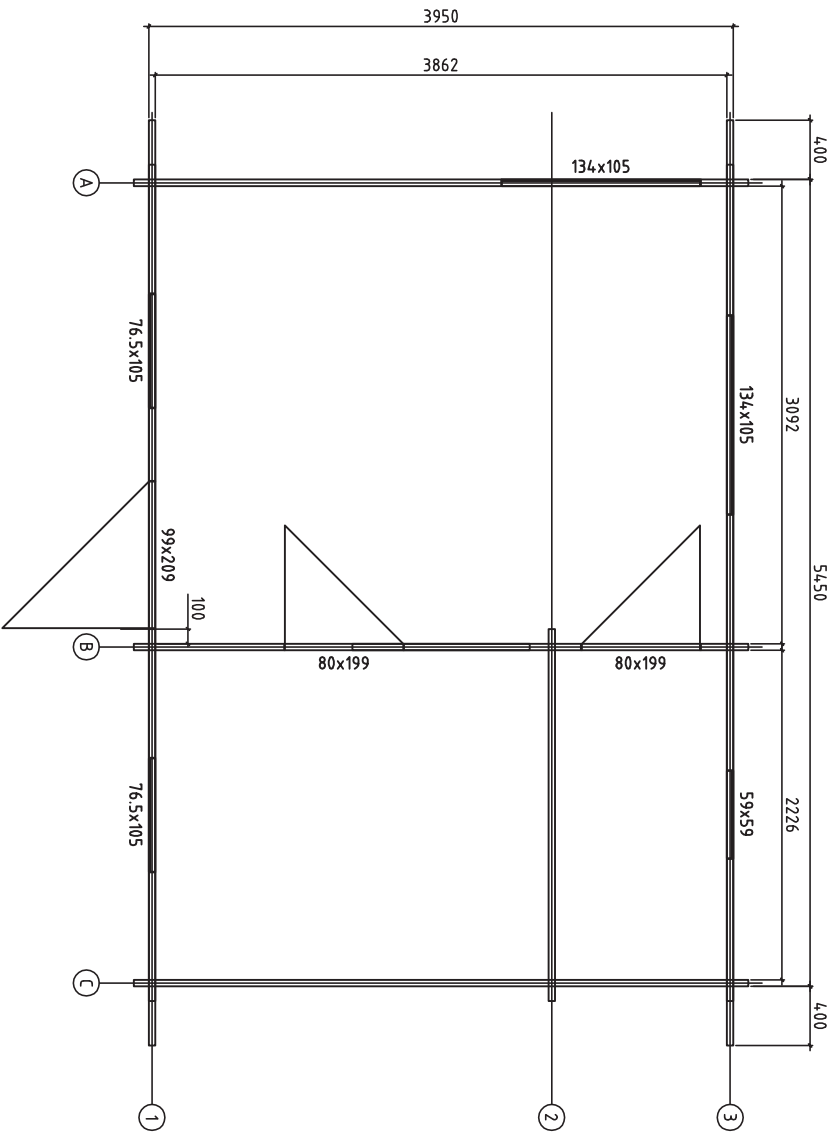


Kood	P5639-44 Sophie	Leht	2
Joonis	Views-kuvat-sedd	Hooikava	1:100
Määr./al	4.4x135	Kaup	12.06.2018
Joonestas	K.K.	File	P5639-44_Sophie Views.dwg

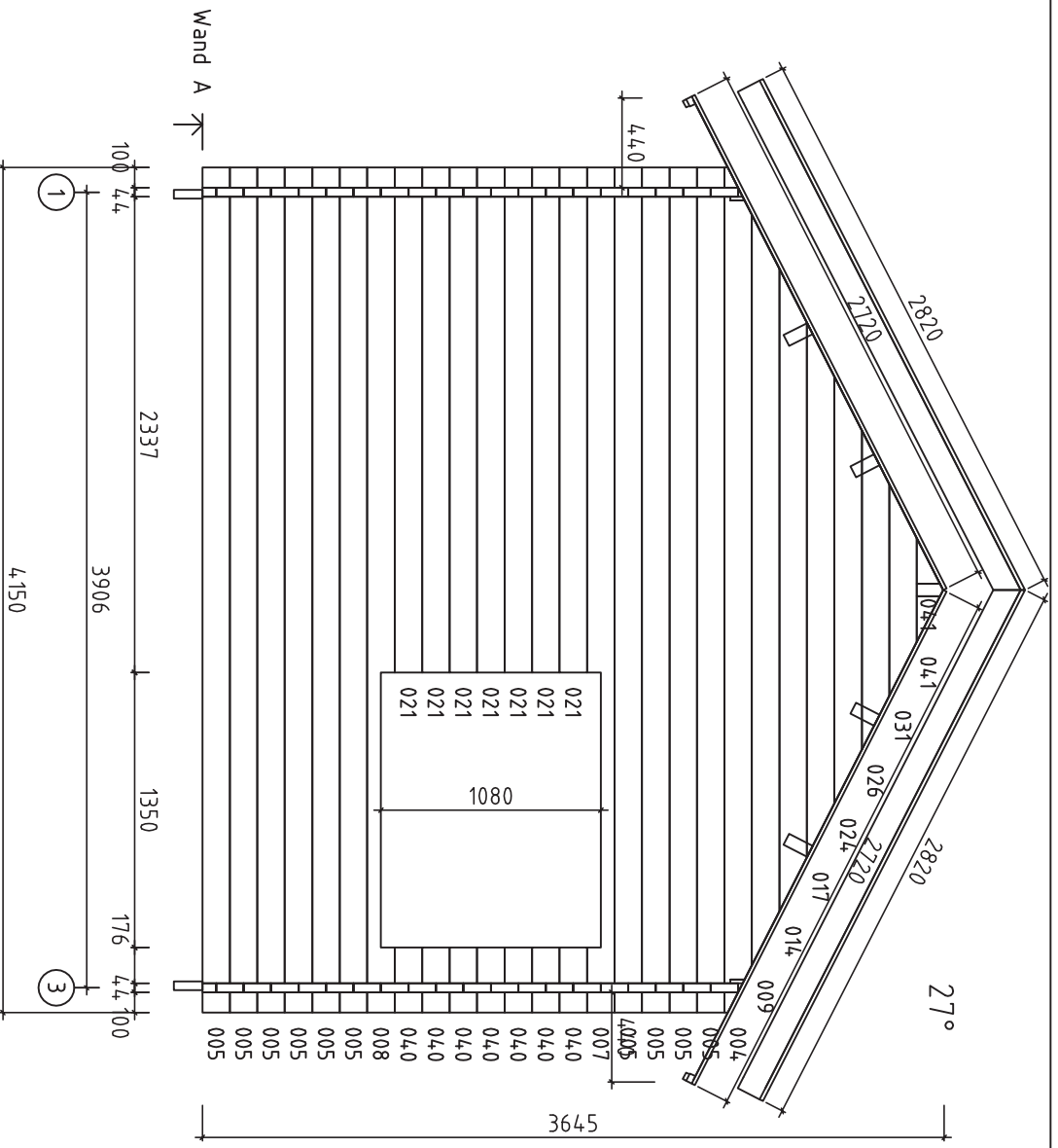


House	P5639-44, Sophie	Sheet	3
Drawing	Plan	Scale	1:35
Material	4,4x135	Date	12.06.2018
Drawer	K.K.	File	P5639-44, Sophie.dwg


Date rev. Description

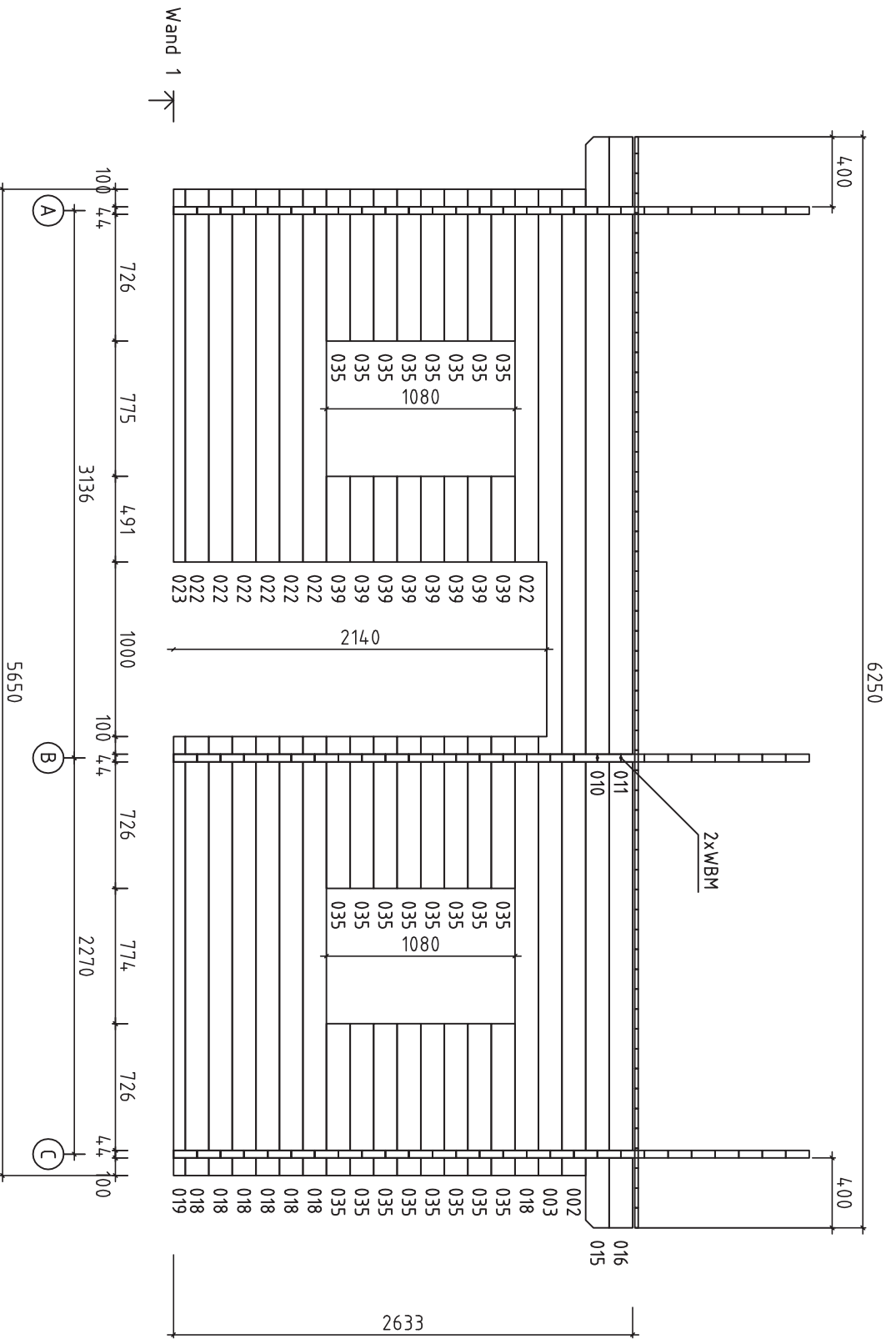


Date		rev.		Description	
House	P5639-44, Sophie	Sheet	4		
Drawing	Plan	Scale	1:35		
Material	4,4x135	Date	12.06.2018		
Drawer	K.K.	File	P5639-44, Sophie.dwg		




Date rev. Description

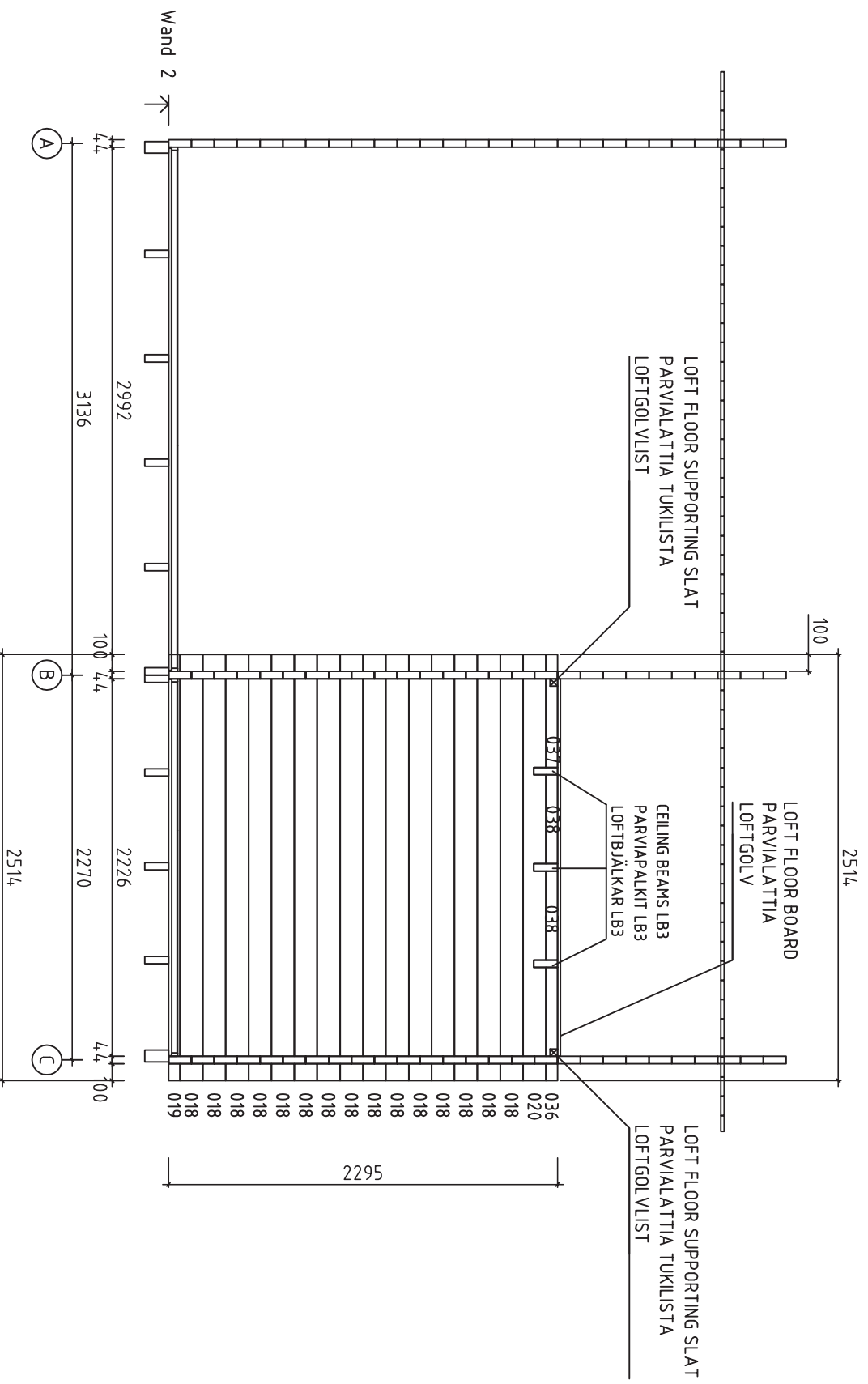
			
House	P5639-44 Sophie	Sheet	5
Drawing	Plan	Scale	1:35
Material	44x135	Date	12.06.2018
Drawer		File	P5639-44 Sophie.dwg




Date rev. Description



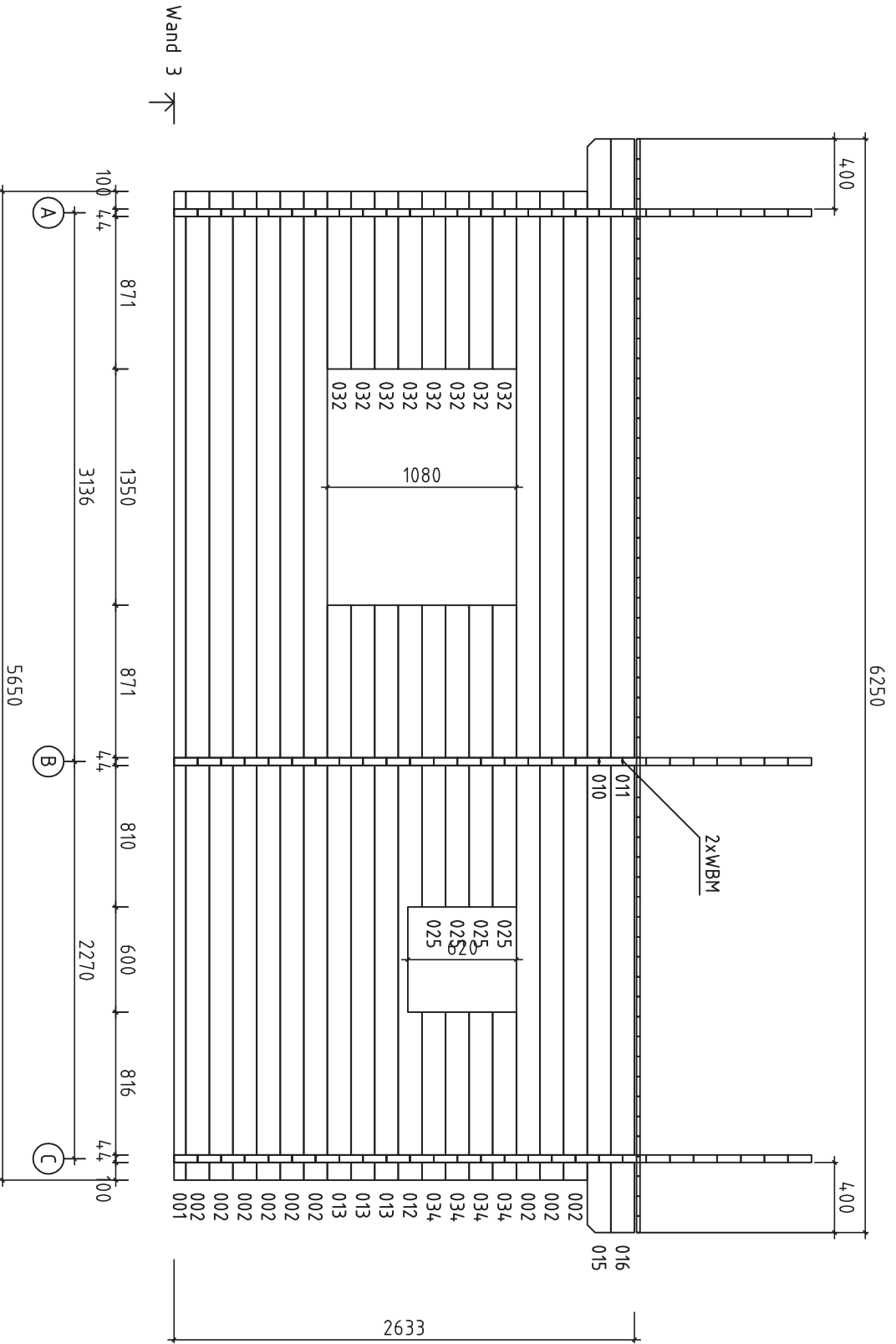
House	P5639-44 Sophie	Sheet	8
Drawing	Plan	Scale	1:35
Material	4,4x135	Date	12.06.2018
Drawer		File	P5639-44 Sophie.dwg




Date rev. Description



House	P5639-44 Sophie	Sheet	9
Drawing	Plan	Scale	1:35
Material	44x135	Date	12.06.2018
Drawer	File P5639-44 Sophie.dwg		

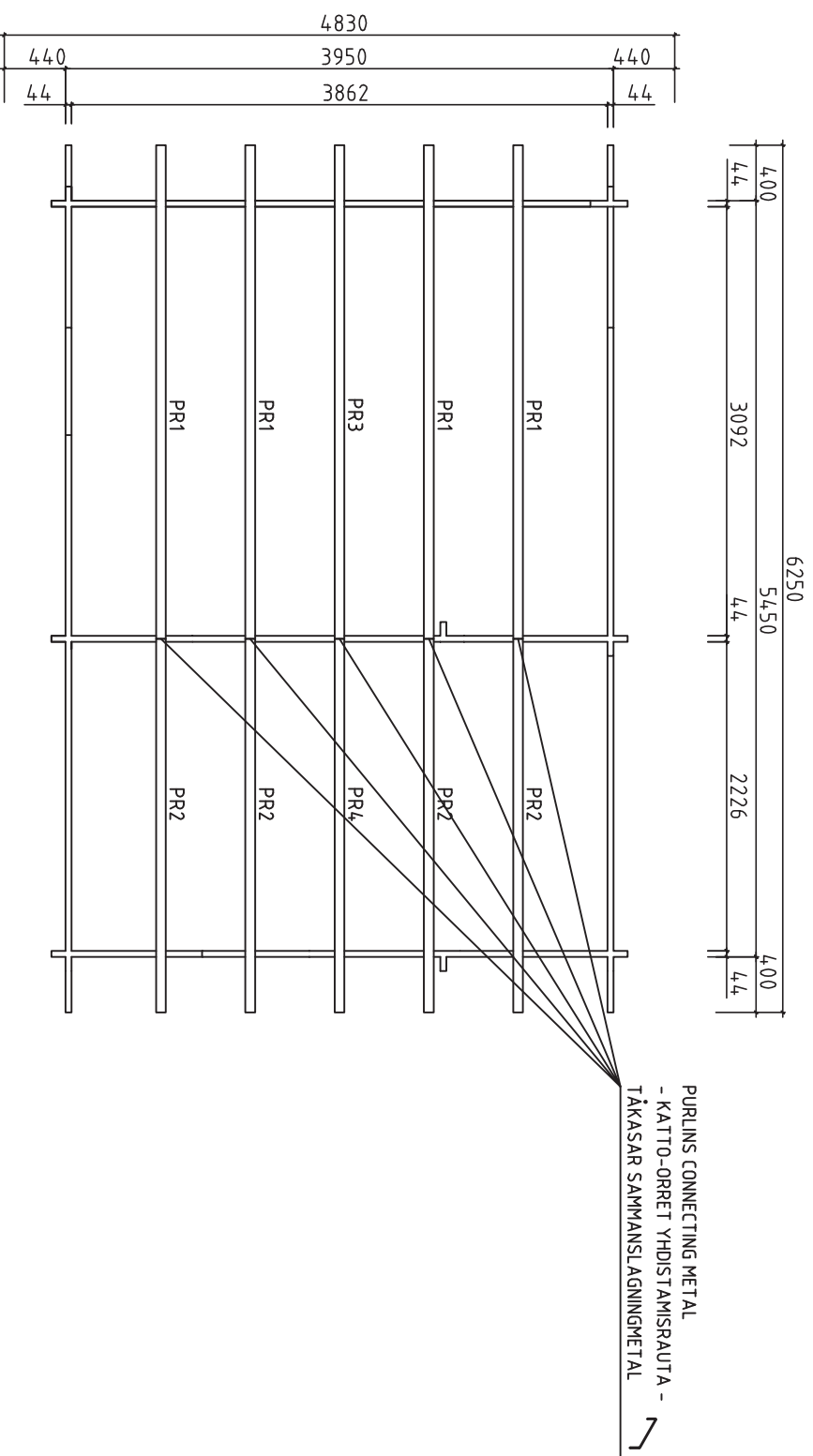


Date rev. Description


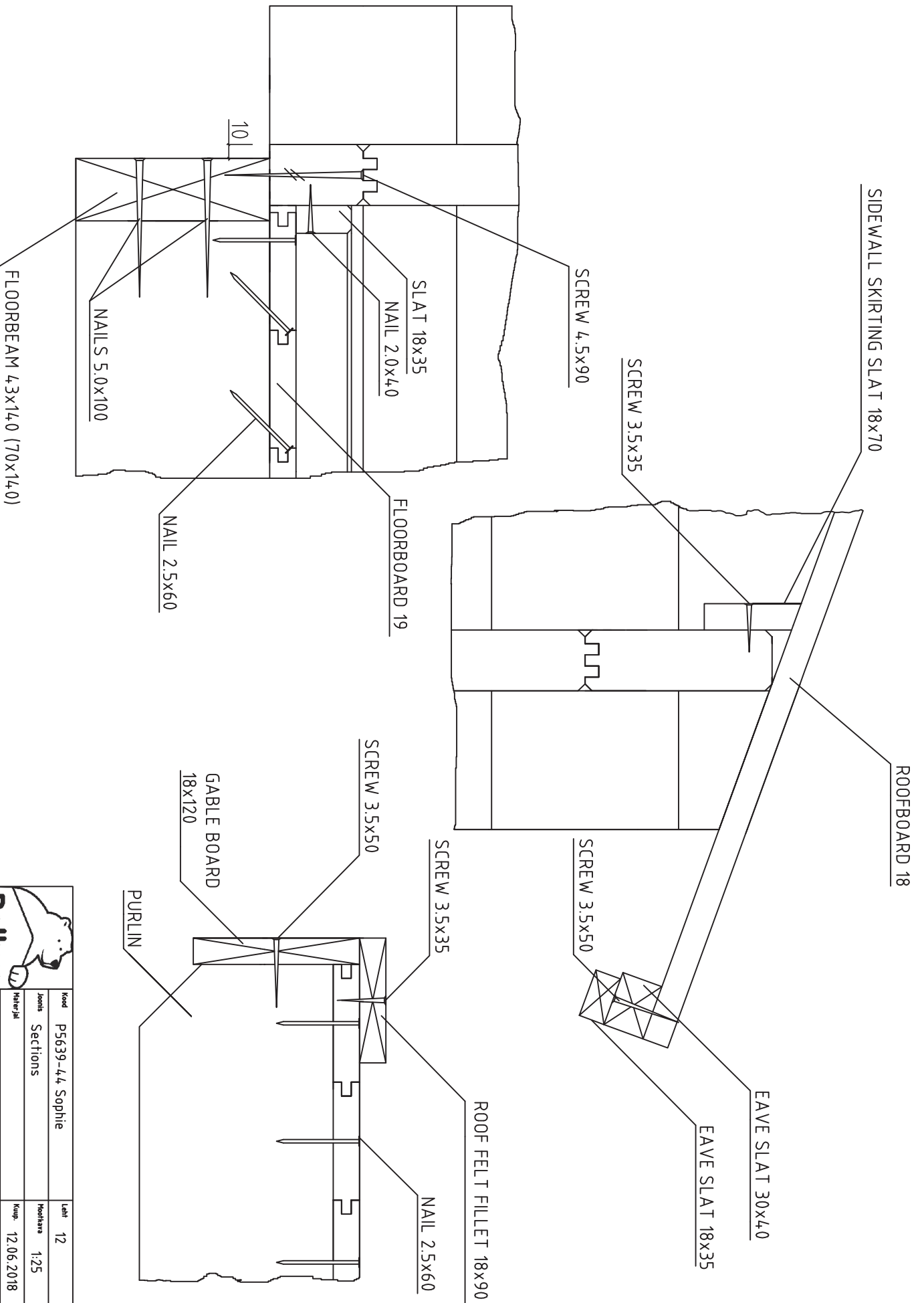


House	P5639-44 Sophie	Sheet	10
Drawing	Plan	Scale	1:35
Material	44x135	Date	12.06.2018
Drawer		File	P5639-44 Sophie.dwg

Purlins connecting-katto-orre yhdistamine-takasar sammanslagning



Kood	P5639-44_Sophie	Leht	11
Jooks		Moostava	1:35
Materjal	70x14,0	Kaup.	12.06.2018
Joonestas		File	P5639-44_Sophie_Purlins_connecting_dwg



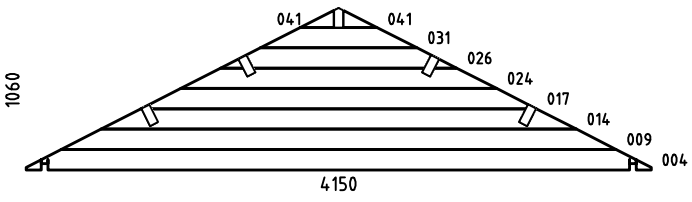







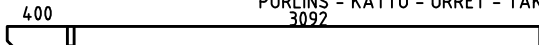
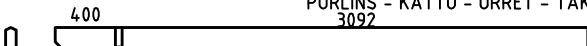
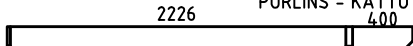
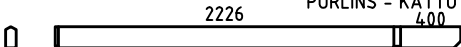







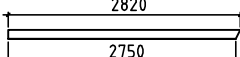



Kood	P5639-44, Sophie	Leht	12
Joints	Sections	Moottore	1:25
Material		Kaup.	12.06.2018
Jooneksten	K.K.	File	P5639-44, Sophie Sections.dwg

Pos	P5639-44 Sophie	Pcs. Kpl. St.	Profile (mm)	L (mm)
001		1	44x68	5650
002		10	44x135	5650
003		1	44x135	5650
004		2	44x135	4150
005		12	44x135	4150
006		19	44x135	4150
007		1	44x135	4150
008		1	44x135	4150
009		2	44x135	3685
010		2	44x135	3558
011	punnid maha	2	44x135	3558
012		1	44x135	3285
013		3	44x135	3285
014		2	44x135	3156
015		2	44x135	2692
016	punnid maha	2	44x135	2692
017		3	44x135	2627
018		22	44x135	2514
019		2	44x68	2514
020		1	44x135	2514
021		7	44x135	2481
022		7	44x135	2136
023		1	44x68	2136
024		3	44x135	2098
025		4	44x135	1725









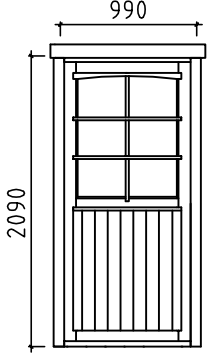
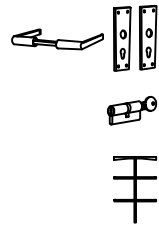
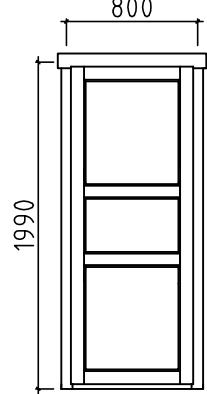
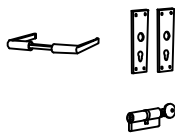


Pos	P5639-44 Sophie	Pcs. Kpl. St.	Profile (mm)	L (mm)	
026		3	44x135	1568	
027		2	44x135	1475	
028		4	44x135	1475	
029		2	44x135	1243	
030		15	44x135	1195	
031		3	44x135	1039	
032		23	44x135	1015	
033		2	44x135	978	
034		4	44x135	960	
035		24	44x135	870	
036		1	44x68	669	sooned all
037		1	44x68	668	sooned all
038		2	44x68	525	sooned all
039		8	44x135	491	
040		22	44x135	319	
041		6	44x115	225	
SB	SPARE BEAM - VARALLAPALKKI - LAGERBJÄLKAR 	1	44x135	5650	
AB	BOARD FOR ASSEMBLING - ASENNUSLAUTA - SLAGBRÄDE 	2	44x135	300	
WA-1		1	44x1060	4150	
WB-1		1	44x1060	4150	

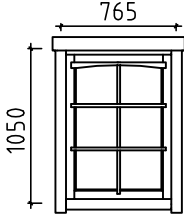
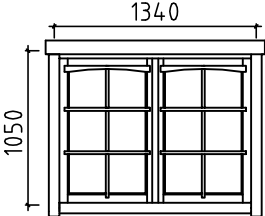
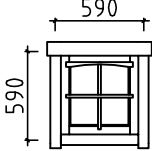
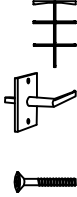
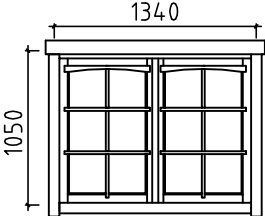
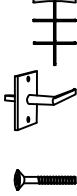
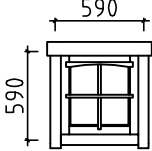



Pos	P5639-44 Sophie	Pcs. Kpl. St.	Profile (mm)	L (mm)
WC-1		1	44x1060	4150
LB4	CEILING BEAMS-PARVIAPALKIT-LOFTBJÄLKAR 	2	45x70	2226
LB3	CEILING BEAMS-PARVIAPALKIT-LOFTBJÄLKAR 	3	43x140	3862
LB1	CEILING BEAMS-PARVIAPALKIT-LOFTBJÄLKAR 	2	43x43	2657
LB2	CEILING BEAMS-PARVIAPALKIT-LOFTBJÄLKAR 	2	43x43	1161
FB1	FLOORBEAMS - LATTIAPALKIT - GOLVBJÄLKAR 	2	70x140	3844
FB3	FLOORBEAMS - LATTIAPALKIT - GOLVBJÄLKAR 	2	43x140	5430
FB2	FLOORBEAMS - LATTIAPALKIT - GOLVBJÄLKAR 	9	43x140	3844
PR1	PURLINS - KATTO - ORRET - TAKASAR 400 3092 	4	70x140	3558
PR3	PURLINS - KATTO - ORRET - TAKASAR 400 3092 	1	70x140	3558
PR2	PURLINS - KATTO - ORRET - TAKASAR 2226 400 	4	70x140	2692
PR4	PURLINS - KATTO - ORRET - TAKASAR 2226 400 	1	70x140	2692
	FLOORBOARD - LATTIALAUTA - GOLVBRÄDE  88mm or-tai-eller 114mm	45+1 34+1	18x88 18x114	3090
	FLOORBOARD - LATTIALAUTA - GOLVBRÄDE  88mm or-tai-eller 114mm	45 35	18x88 18x114	2220
	LOFT BOARD - PARVIALATTIA - LOFTGOLV  88mm or-tai-eller 114mm	16+1 12+1	18x114 18x114	2270
	LOFT BOARD - PARVIALATTIA - LOFTGOLV  88mm or-tai-eller 114mm	29 22	18x114 18x114	2225
	ROOFBOARD - KATTOLAUTA - TAKBRÄDE  88mm or-tai-eller 114mm	143+2 110+2	18x88 18x114	2720
	SKIRTING SLAT - LATTIALISTA - GOLVLIST 		18x35	43.0
	EAVE SLAT - RÄYSTÄSLISTA - TAKFOTLIST 	4 4	30x40 18x35	3125 3125
	GABLE BOARD - KAAPILAUTA - GAVELBRÄDA 2820 2750 	4	18x120	2820
	ROOF FELT FILLET - KATON PÄÄTYLAUTA - BRÄDE OVANPÅ GAVELBRÄDE 	4	18x90	2820
	SIDEWALL SKIRTING SLAT - KATTOLISTA-PÄÄDYT -TAKLIST-GAVLAR 50 70 	2 2 4	18x70 18x70 18x70	3092 2226 400
	PURLINS CONNECTING METAL - KATTO-ORRET YHDISTAMISRAUTA - TÄKASAR SAMMANSLAGNINGMETAL 	5	ø6	200



Pos	P5639-44 Sophie		Pcs. Kpl. St.	Profile (mm)	L (mm)	
	LADDER -TIKAPUUT - STEGE		1	490	2540	
	NAILS - NAULAT - SPIKAR		FLOORBOARD - LATTIALAUTA - GOLVBRÄDE ROOFBOARD - KATTOLAUTAT - TAKBRÄDE	1300	2.5	60
	NAILS - NAULAT - SPIKAR		SKIRTING SLAT - LATTIALISTA - GOLVLIST	100	2.0	40
	NAILS - NAULAT - SPIKAR		FLOORBEAMS - LATTIAPALKIT - GOLVBJÄLKAR	52	5.0	100
	SCREWS - RUUVIT - SKRUVAR		FIXING HALF BEAMS - VAHVISTETTAVA PUOLIKKAAT PALKIT FÖR ATT FASTA HALVA VÄGGPROFILER SLEEPING FLOOR SUPPORTING SLAT - PARVIALATTIA TUKILISTA - LOFTGOLVLIST	40	4.5	90
	SCREWS - RUUVIT - SKRUVAR		EAVE BOARD - RÄYSTÄSLAUTA - TAKFOTSBRÄDE EAVE SLAT - RÄYSTÄSLISTA - TAKFOTSLISTA GABLE BOARD - KAAPELILAUTA - GAVELBRÄDA BORDER BOARDS - REUNALAUTA - FODERBRÄDE	86	4.5	50
	SCREWS - RUUVIT - SKRUVAR		ROOF FELT FILLET - KATON PÄÄTYLAUTA - BRÄDE OVANPÅ GAVELBRÄDE COUNTERFLOOR HOLDING BOARDS - ROSSIPOHJAA KANNATTELEVAT LAUDAT - - BRÄDER SOM HALLER TROSSBOTTEN	280	3.5	35
WBM	WALLBEAMS CONNECTING METAL-METALLPLATTA FÖR SAMMANFOGNING AV VÄGGEN BALKAR-SEINÄPALKKEJA METALLISET YHTEENLIITYMISLAATAT			4	20	30
	DOOR - OVI - DÖRR 905x1930 1 set - kpl - st (right hand - oikea käsi - höger hand)		DOOR - OVI - DÖRR 905x1930 1 set - kpl - st (right hand - oikea käsi - höger hand)			
	ORT_ST 1/2 KL PL pross		P.P.	1	990	2090
	INSIDE DOOR - SISÄ OVI - INRE DÖRR 800x1990 2 set-kpl-st (1 right hand - oikea käsi - höger hand) (1 left hand - vasen käsi - vänster hand)		INSIDE DOOR - SISÄ OVI - INRE DÖRR 800x1990 2 set-kpl-st (1 right hand - oikea käsi - höger hand) (1 left hand - vasen käsi - vänster hand)			
	Ast_SU		1 P.P. 1 V.P.	2	800	1990



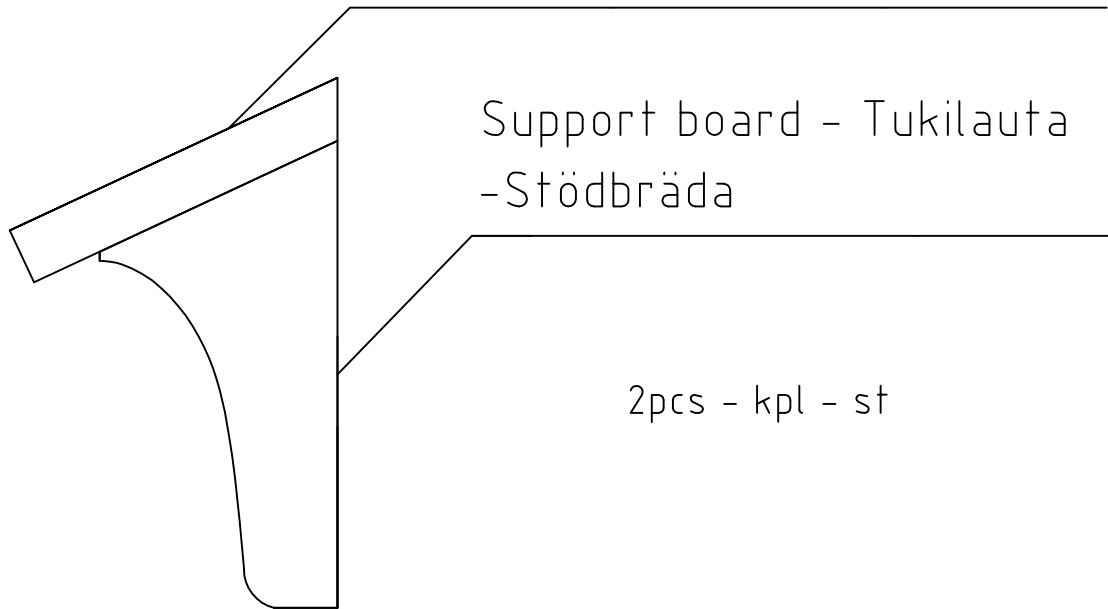
Pos	P5639-44 Sophie	Pcs. Kpl. St.	Profile (mm)	L (mm)
	<p>WINDOW - IKKUNAN - FÖNSTER - 765x1050 2 set - kpl - st (right hand - oikea käsi - höger hand)</p>  <p>ORT_ST KP PL AL</p>  <p>ORT_ST KP PL AL</p> <p>WINDOW 590x590 1 set - kpl - st (right hand - oikea käsi - höger hand)</p>  <p>ORT_ST KP PL AL</p>	<p>2 2 2 4</p> 	<p>765</p>	<p>1050</p>
	<p>WINDOW - IKKUNAN - FÖNSTER - 1340x1050 ORT_ST KP PL AL 2 set - kpl - st</p>  <p>ORT_ST KP PL AL</p>	<p>2 4 4 8</p> 	<p>1340</p>	<p>1050</p>
	<p>WINDOW 590x590 1 set - kpl - st (right hand - oikea käsi - höger hand)</p>  <p>ORT_ST KP PL AL</p>	<p>1 1 1 2</p> 	<p>590</p>	<p>590</p>



Window top - Ikkunakatos - Fönstertak

For window in wall A - Ikkuna seinä A
- För fönster in vägg A

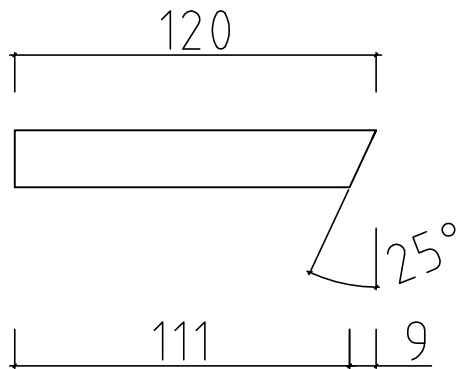
Covering board - Peitelauta
-Täckbräda 19x120



Support board - Tukilauta
-Stödbräda

2 pcs - kpl - st

Covering board - Peitelauta - Täckbräda 19x120

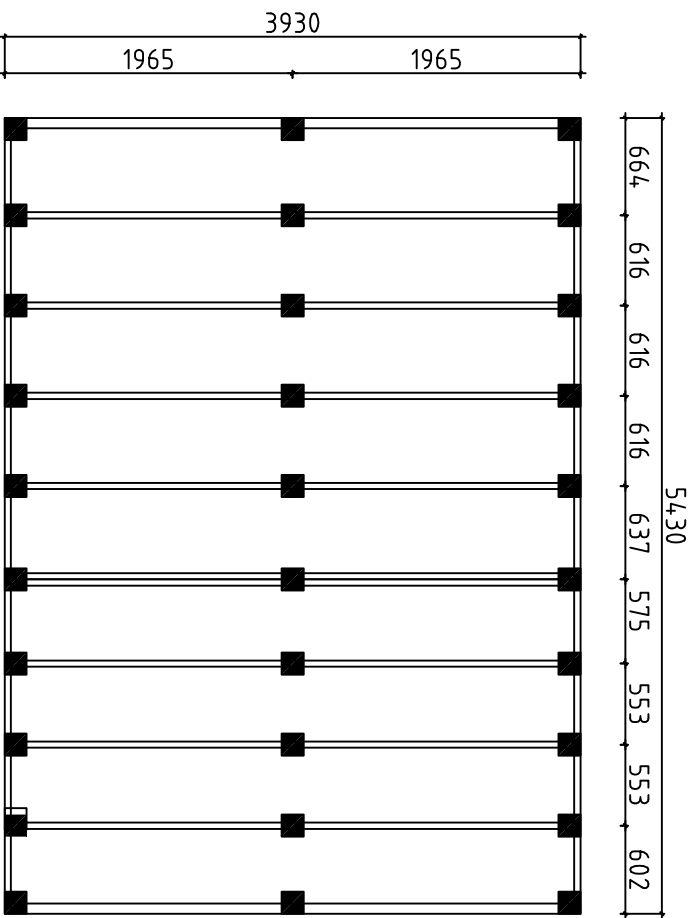


1580mm 1pc - kpl - st

Support board - Tukilauta - Stödbräda

2 pcs - kpl - st





Detta är ett förslag för hur man kan placera plintarna (100- 200 mm i diameter) för golvbjälklaget. Golvbjälkarna är med i byggsatsen, men inte plintarna. Använder man exempelvis 500-600mm långa murblock så kan man halvera antalet punkter. Lägg fuktskyddande papp mellan betong och trä

Tämä on ehdotus siitä, miten (100-200 mm läpimitäiset) jalat voidaan sijoittaa alapohjan varten. Lattiapalkit ovat rakennussarjassa, mutta jalat ei ole. Kun käytetään esimerkiksi 500-600 mm pitkiä harkkoja, voidaan pisteiden määrä puolitetaan. Aseta betonin ja puun väliin kosteudelta suojaava pähvi

A proposal for placing plinths (100-200 mm in diameter) for floor beams. Floor beams are provided in the kit but plinths are not included. For example, by using 500-600 mm long masonry units, one can reduce the number of points 50%. Place cardboard between the concrete and wood to protect from moisture

Date rev. Description

House	P5639-44 Sophie	Sheet	19
Drawing	FOUNDATION PLAN - PLINTPLAN	Scale	1:50
Material		Date	12.06.2018
Drawer	KK	File	P5639-44_Sophie.dwg