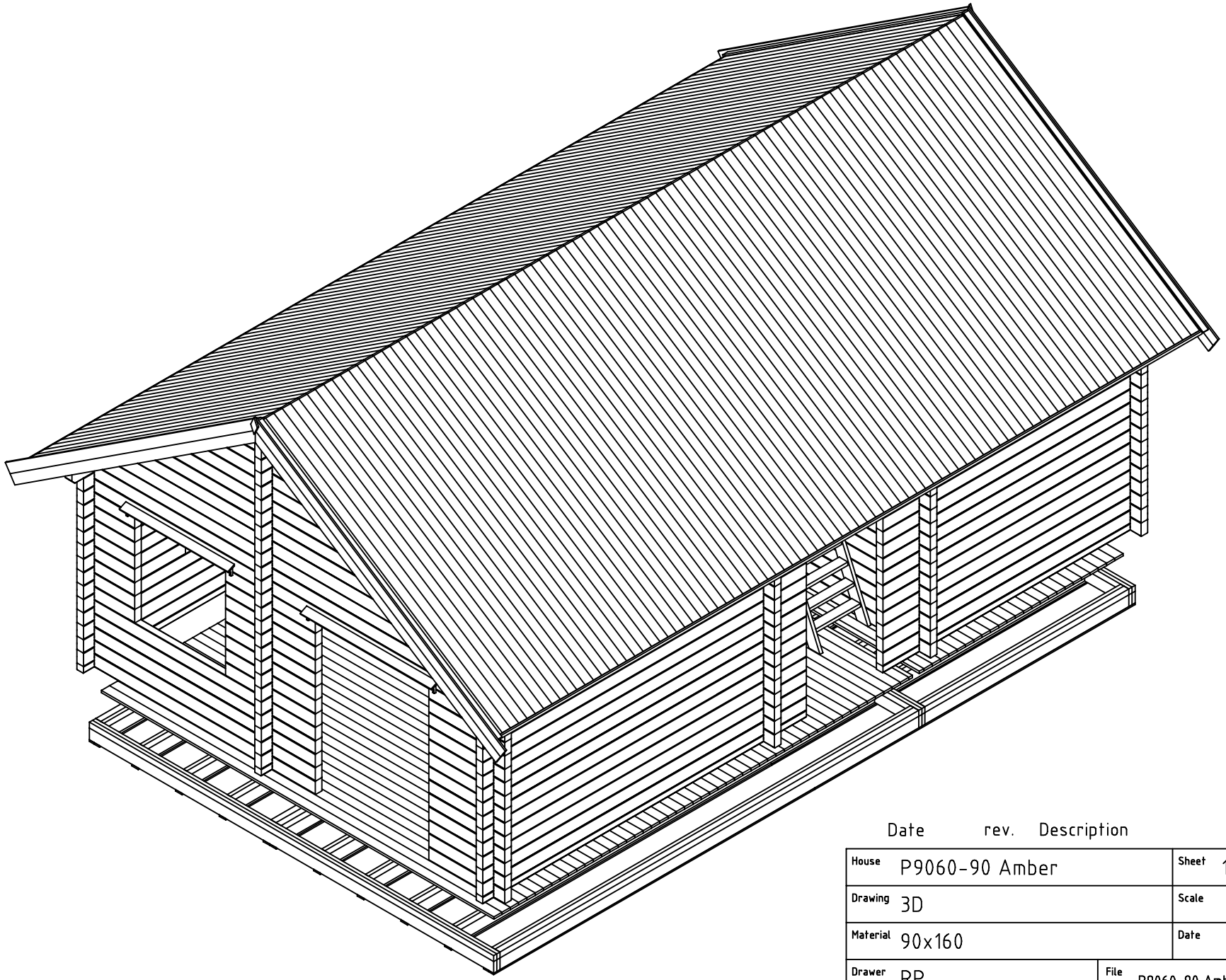

Date	rev.	Description

House	P9060-90 Amber	Sheet	1
Drawing	3D	Scale	
Material	90x160	Date	16.05.2022
Drawer	RP	File	P9060-90 Amber 3D.dwg

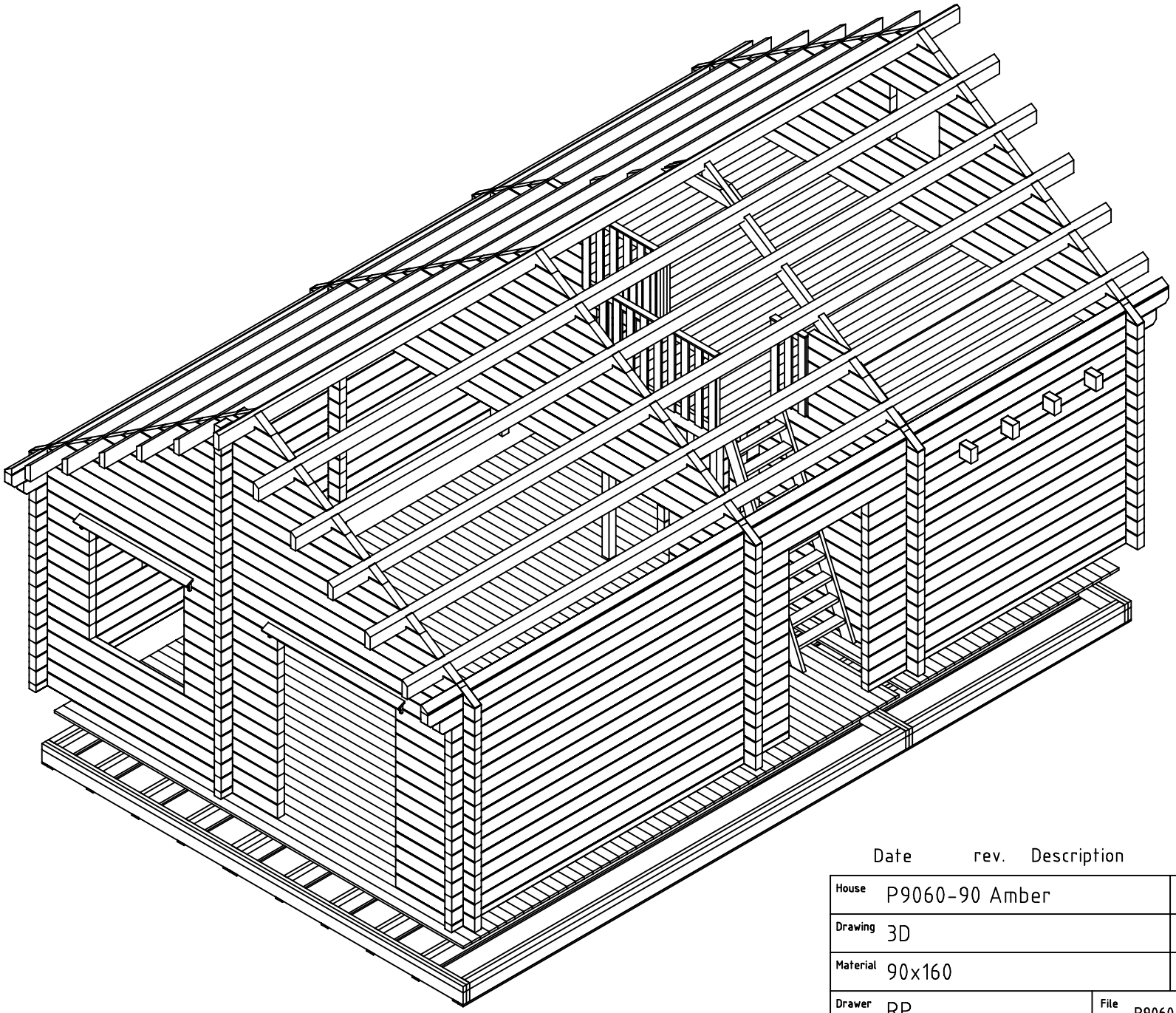

P Max 280kg/m2

Date	rev.	Description

House	P9060-90 Amber	Sheet	2
Drawing	3D	Scale	
Material	90x160	Date	16.05.2022
Drawer	RP	File	P9060-90 Amber 3D.dwg

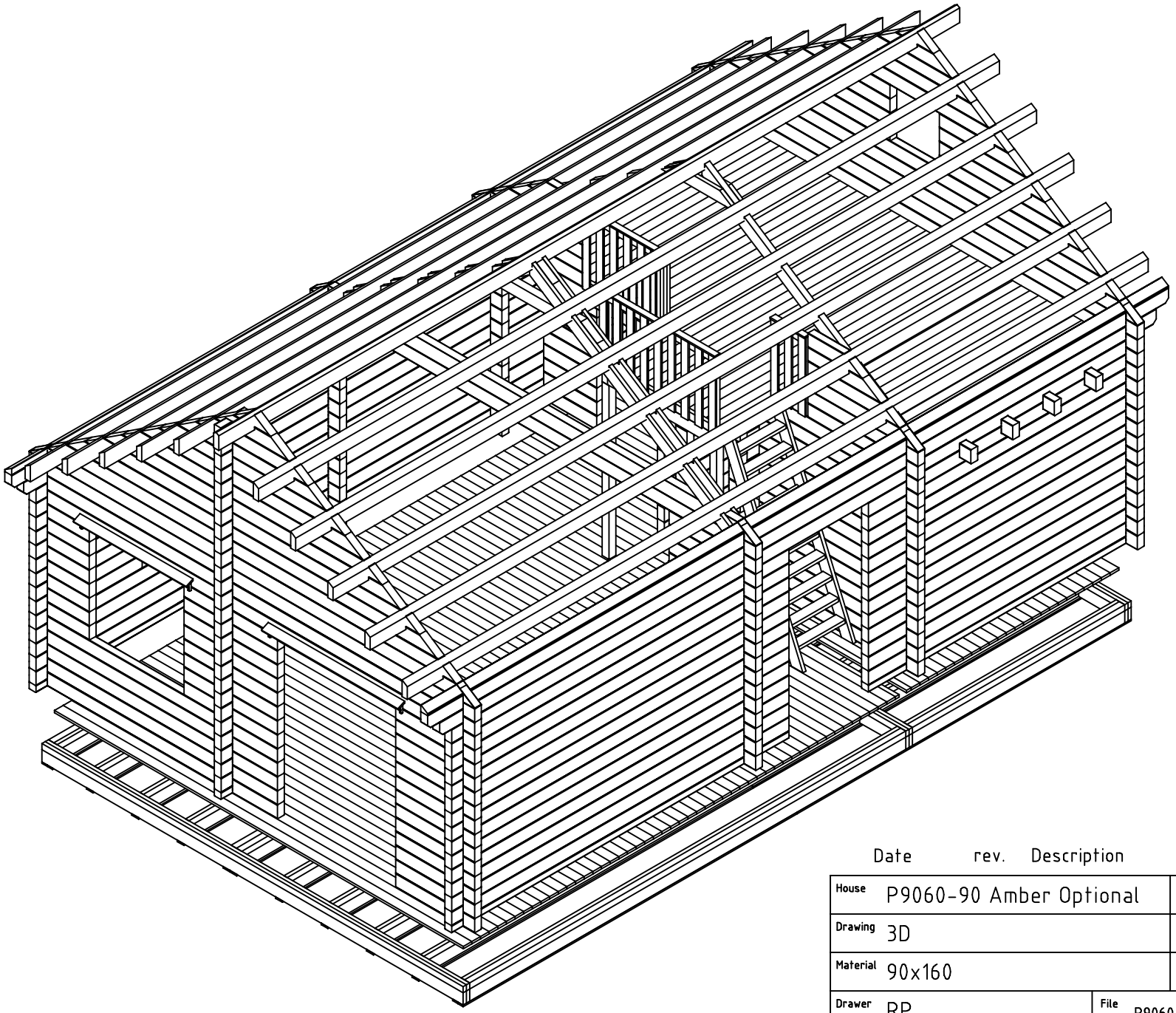

Date rev. Description

P Max 200kg/m2

House	P9060-90 Amber Optional	Sheet	2A
Drawing	3D	Scale	
Material	90x160	Date	16.05.2022
Drawer	RP	File	P9060-90 Amber 3D.dwg

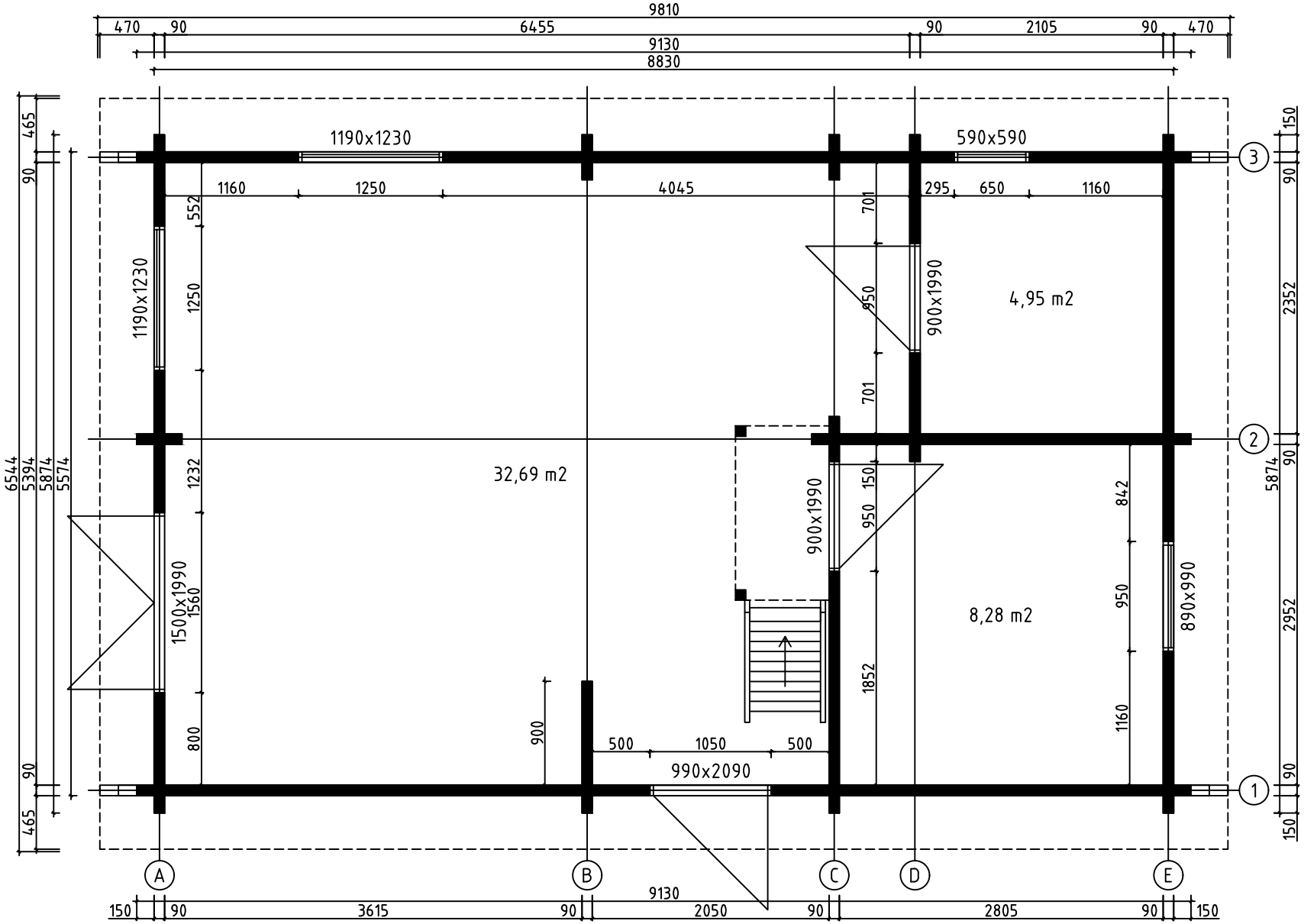

House	P9060-90 Amber	Sheet	3
Drawing	PLAN-SUUNNITELMA-PLANEN	Scale	1:50
Material	90x160	Date	16.05.2022
Drawer	RP	File	P9060-90 Amber.dwg

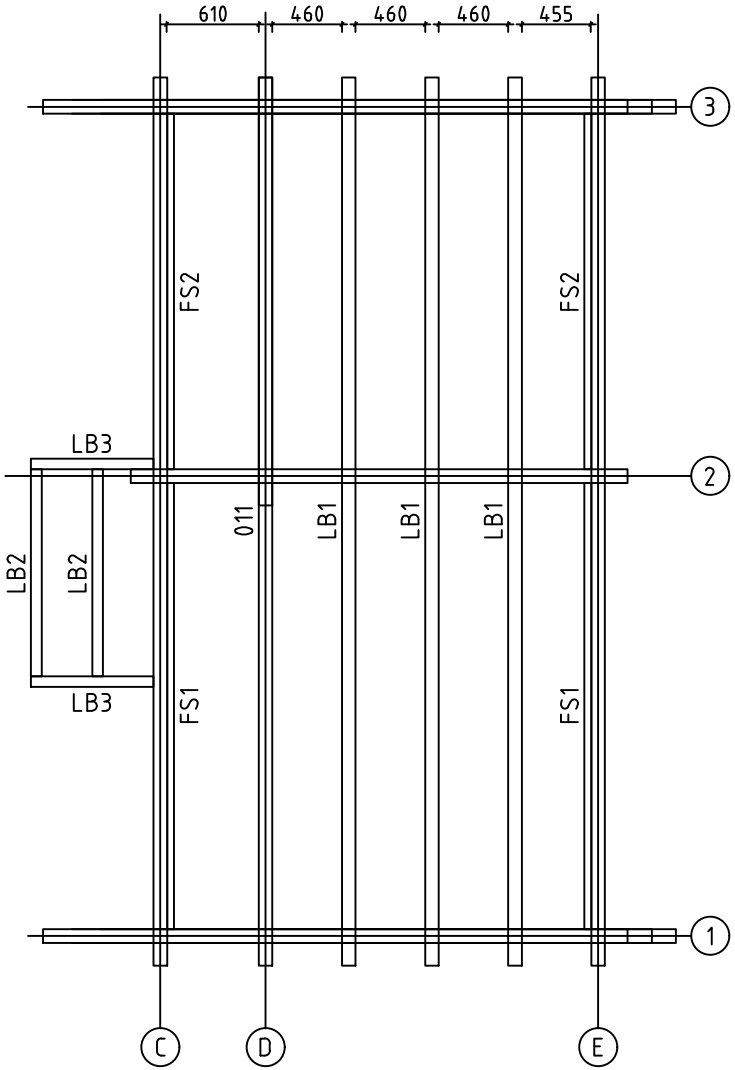

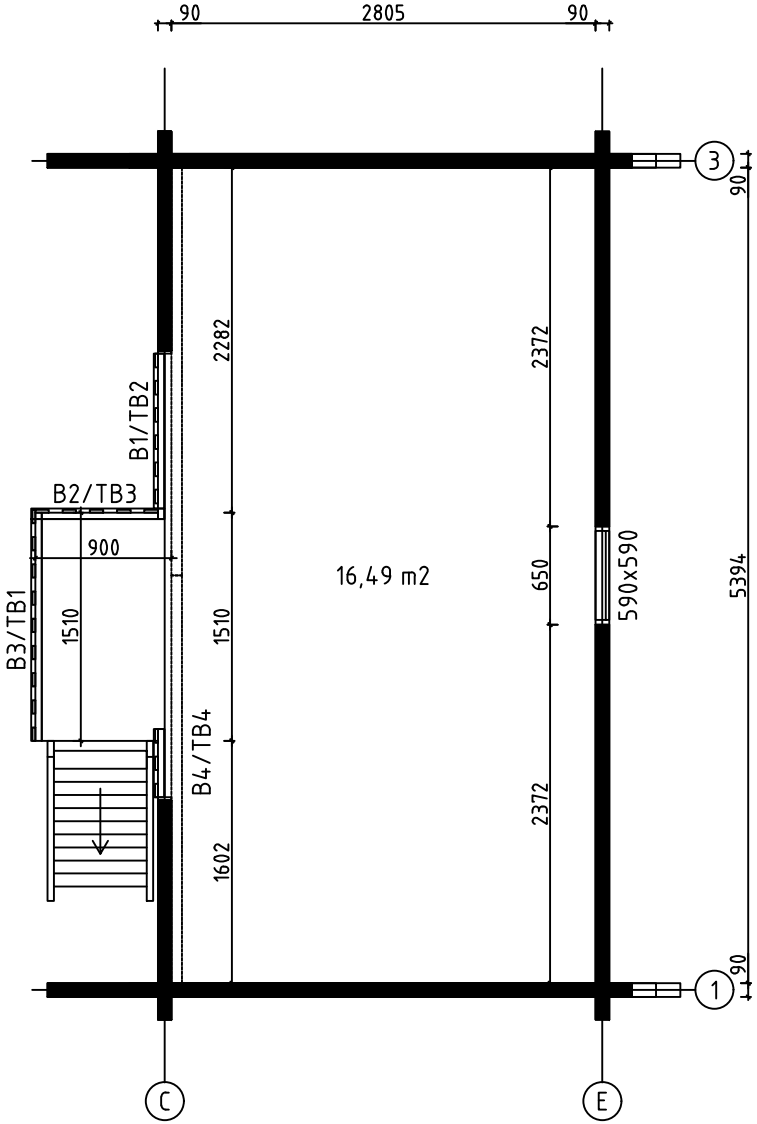

LOFT FLOOR BEAMS - PARVIA LATTIAPALKIT - LOFT GOLVBJÄLKAR

House	P9060-90 Amber	Sheet	4
Drawing	LOFT FLOOR-PARVI LATTIA-LOFT GOLV	Scale	1:50
Material	90x160, 70x140, 45x70	Date	16.05.2022
Drawer	RP	File	P9060-90 Amber.dwg

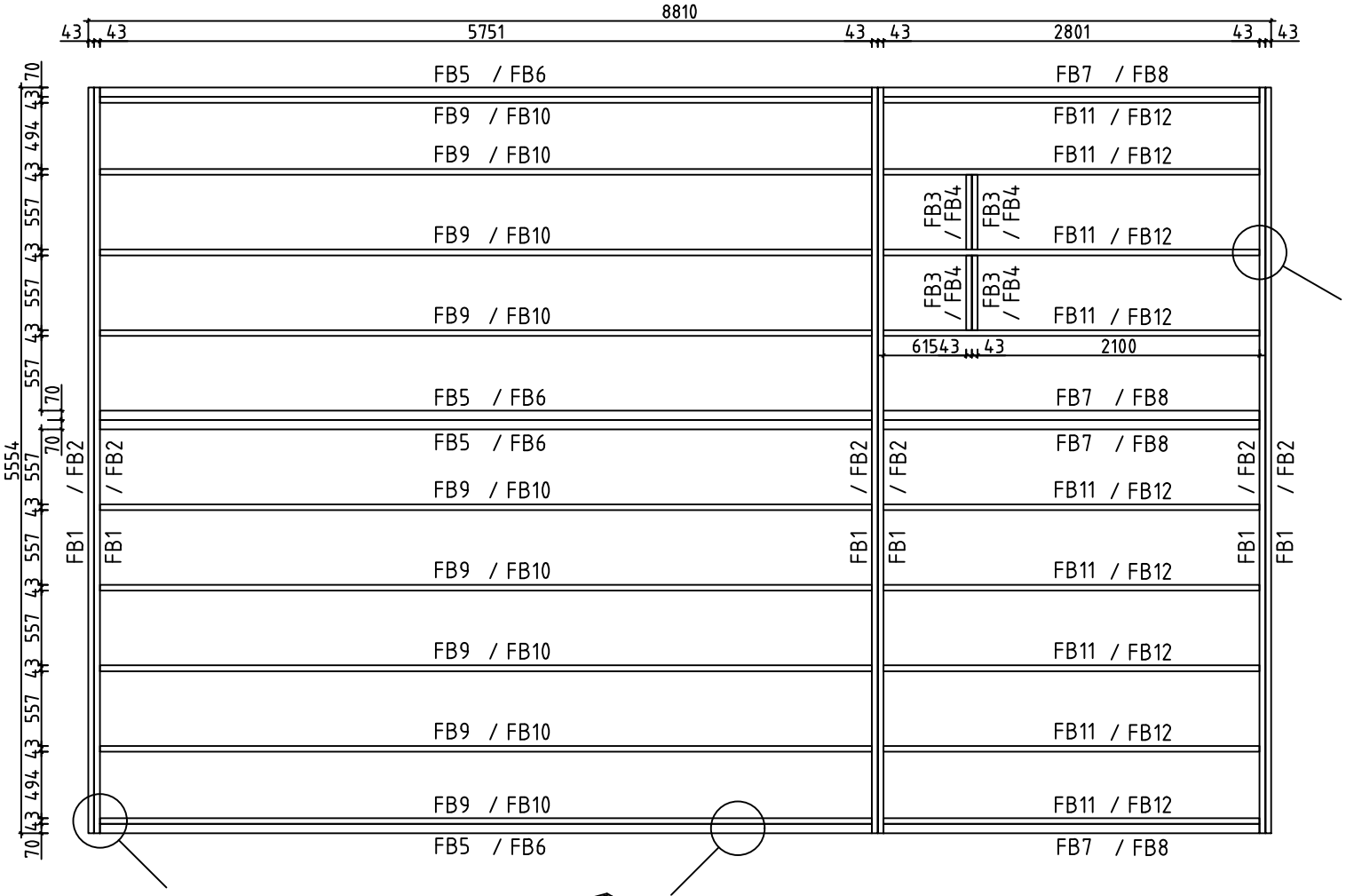

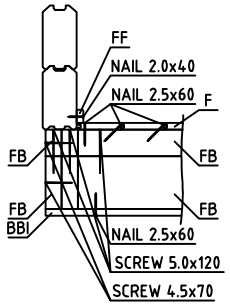

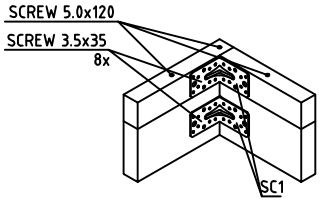

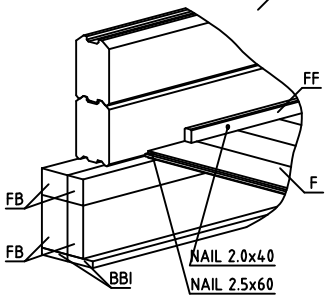

House	P9060-90 Amber	Sheet	5
Drawing	FLOORBEAMS-LATTIAPALKIT-GOLVBJÄLKAR	Scale	1:50
Material	70x140, 70x70, 43x140, 43x70	Date	16.05.2022
Drawer	RP	File	P9060-90 Amber.dwg

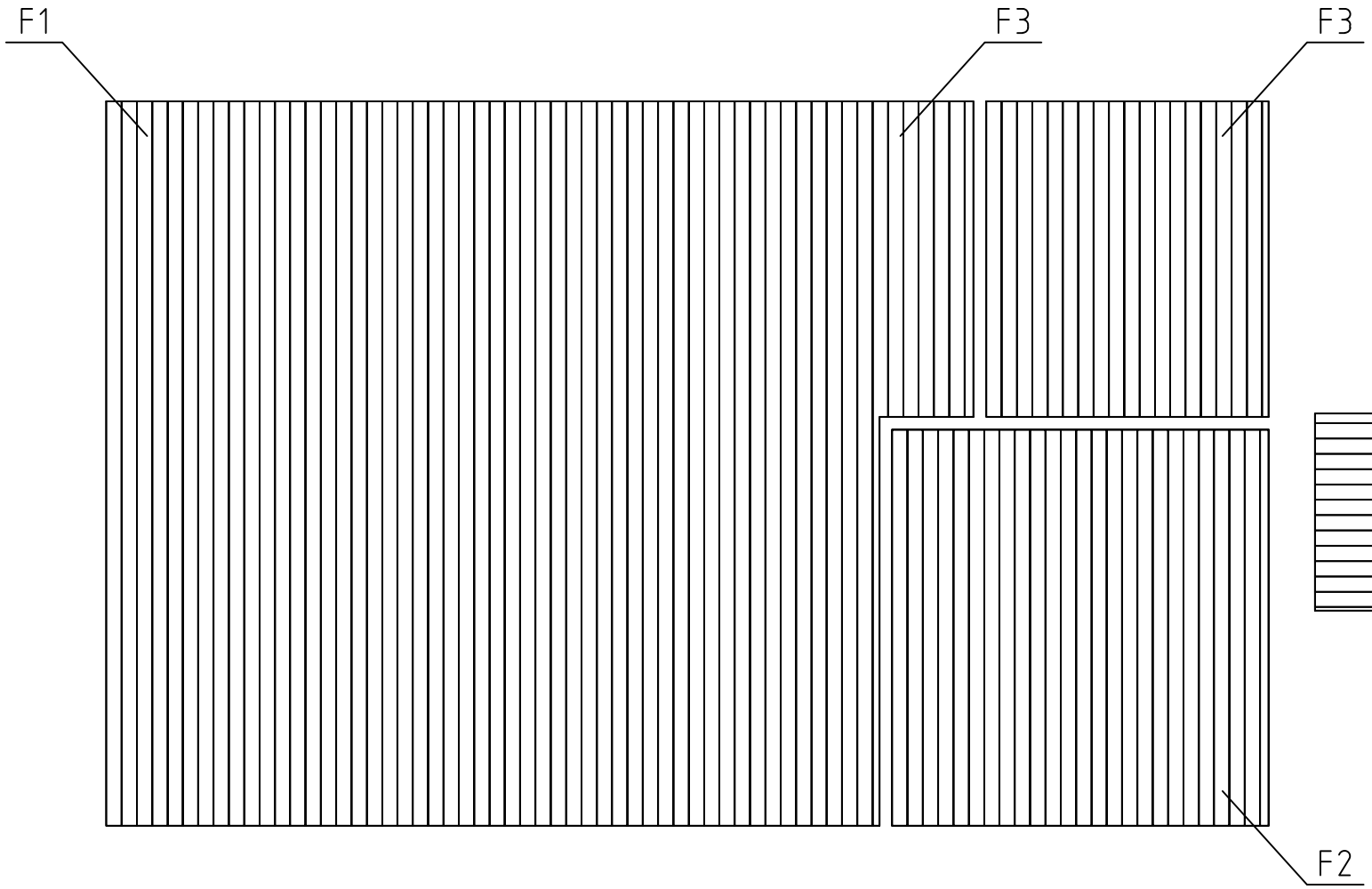

FLOORBOARD-LATTIALAUTA-GOLVBRÄDE

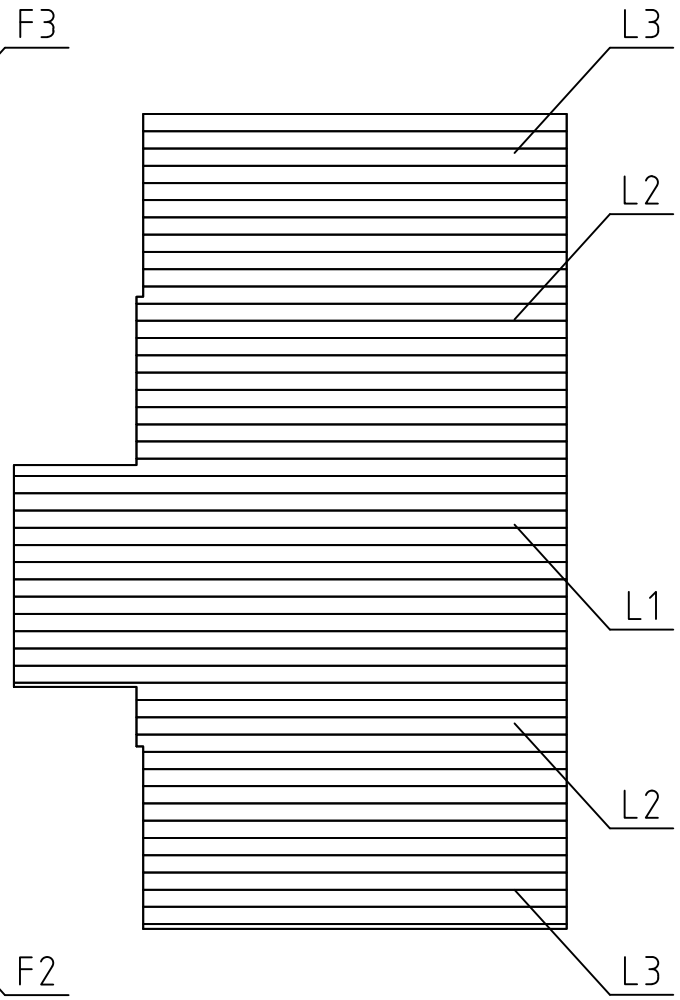

LOFT FLOORBOARD - PARVIA LATTIALATTIA
- LOFT GOLVBRÄDE

House	P9060-90 Amber	Sheet	6
Drawing	FLOORBOARD-LATTIALAUTA-GOLVBRÄDE	Scale	1:50
Material	28x114, 18x114	Date	16.05.2022
Drawer	RP	File	P9060-90 Amber.dwg

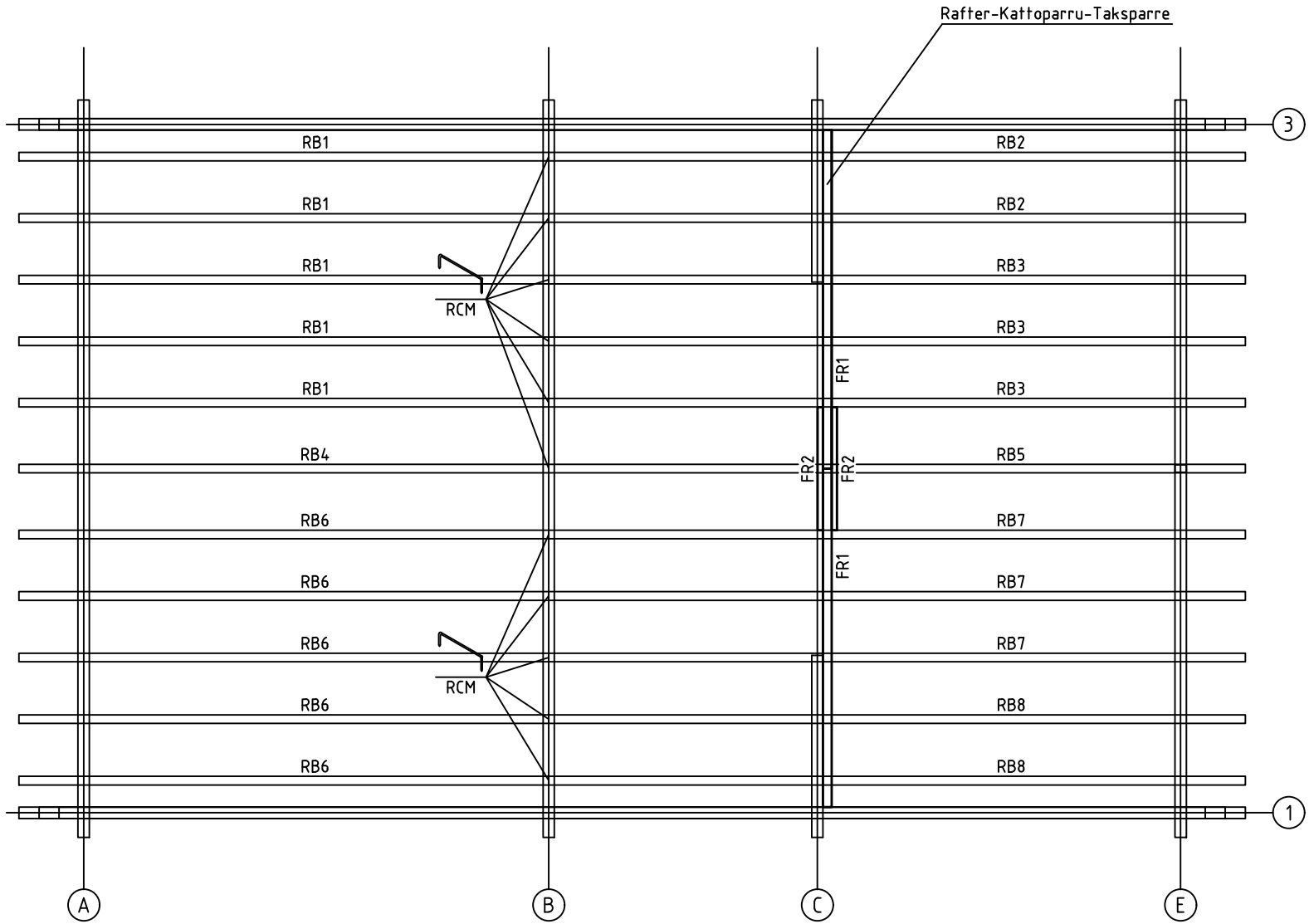

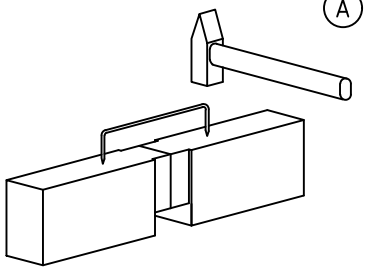

House	P9060-90 Amber	Sheet	7
Drawing	PURLINS-KATTO-ORRET-TAKÅSAR	Scale	1:50
Material	68x190, 70x140	Date	16.05.2022
Drawer	RP	File	P9060-90 Amber.dwg

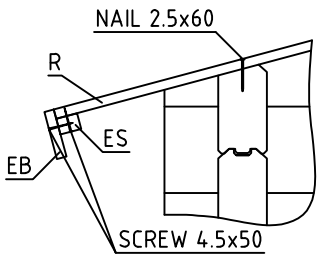

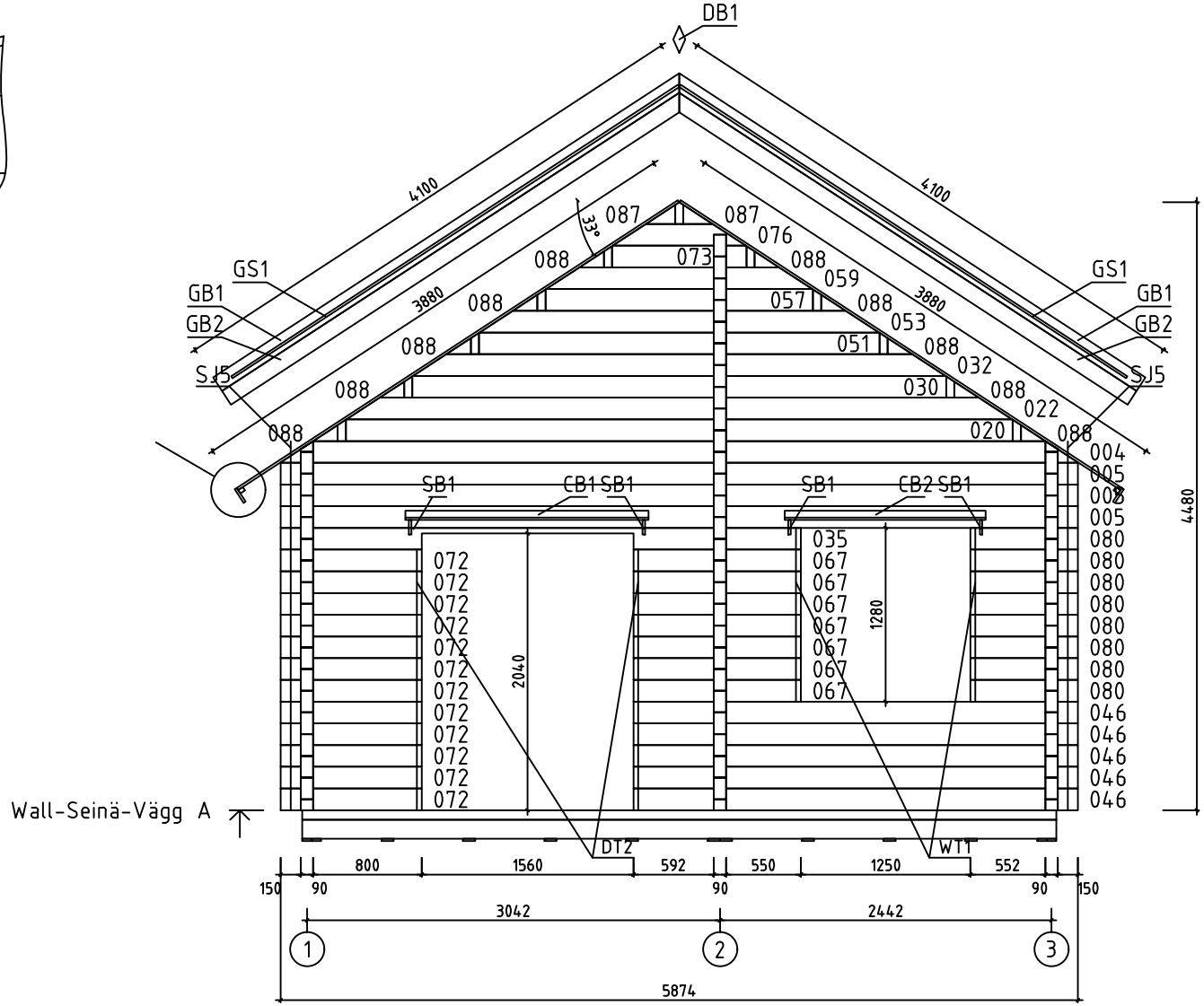

House	P9060-90 Amber	Sheet	8
Drawing	WALL-SEINÄ-VÄGG A	Scale	1:50
Material	90x160	Date	16.05.2022
Drawer	RP	File	P9060-90 Amber.dwg

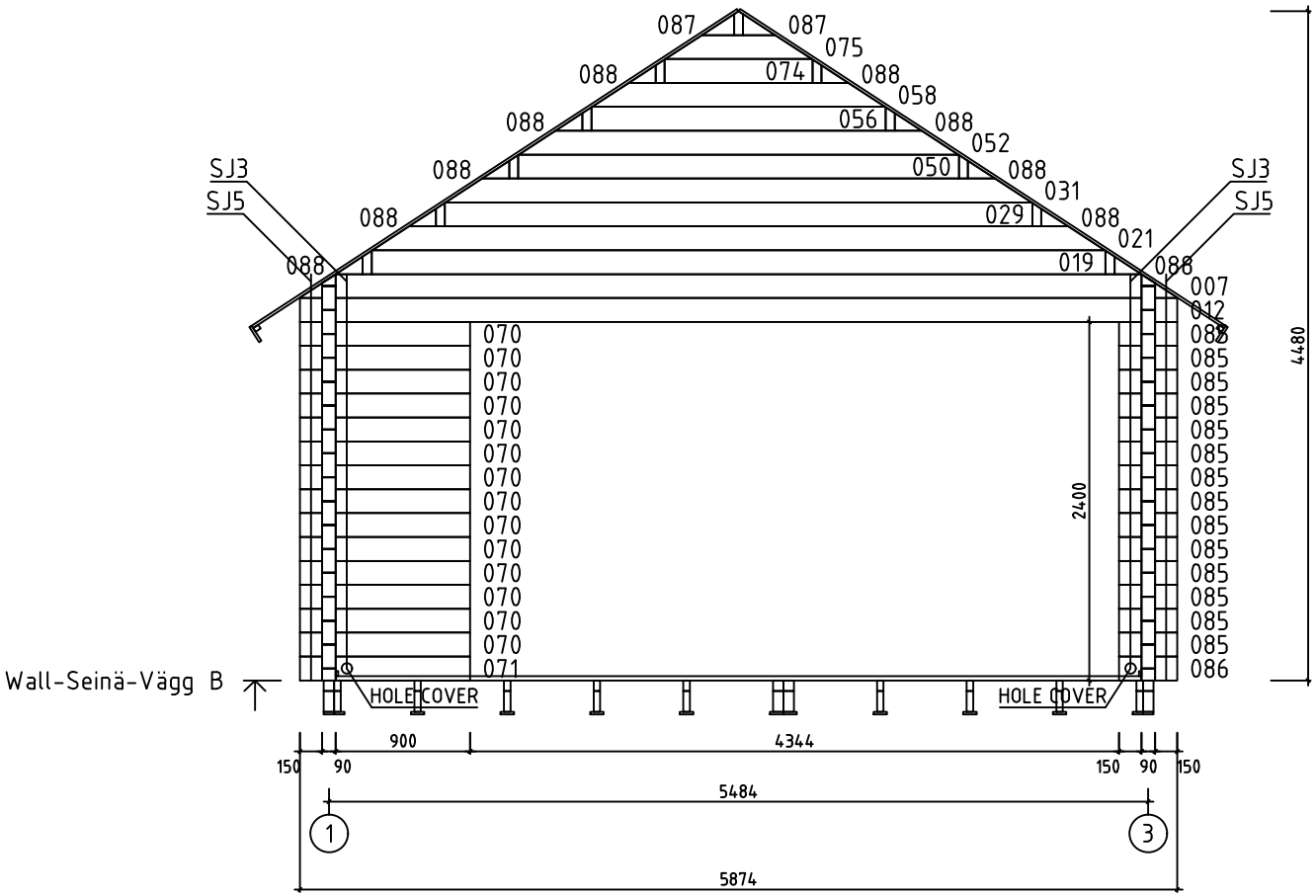

P Max 280kg/m2

House	P9060-90 Amber	Sheet	9
Drawing	WALL-SEINÄ-VÄGG B	Scale	1:50
Material	90x160	Date	16.05.2022
Drawer	RP	File	P9060-90 Amber.dwg

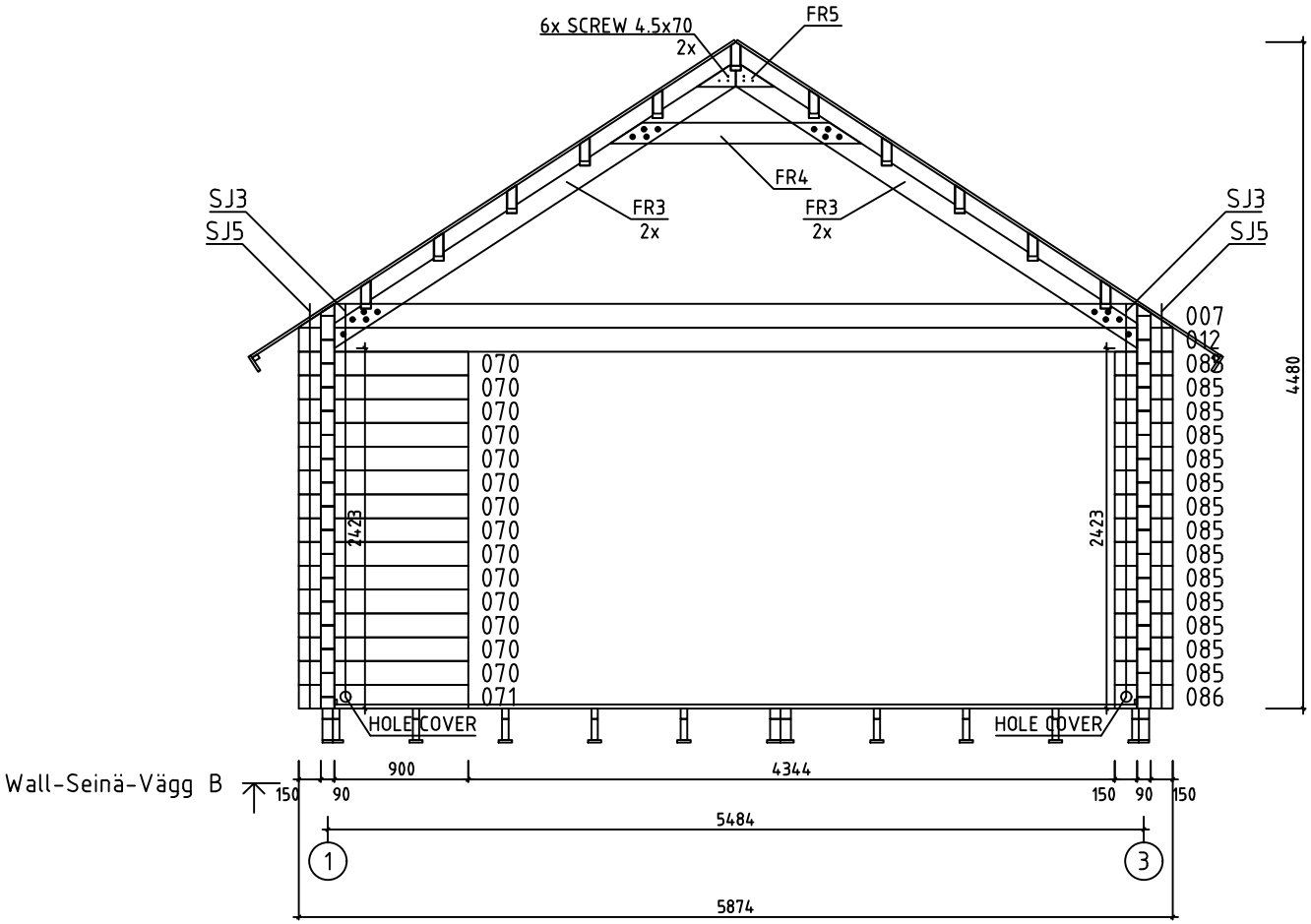

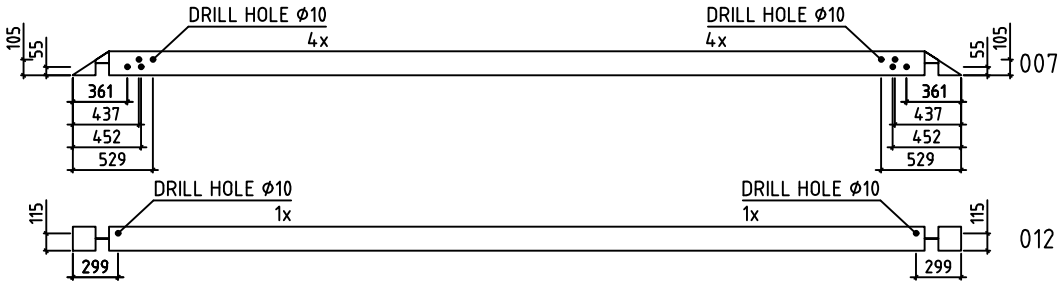

P Max 200kg/m2

House	P9060-90 Amber Optional	Sheet	9A
Drawing	WALL-SEINÄ-VÄGG B	Scale	1:50
Material	90x160	Date	16.05.2022
Drawer	RP	File	P9060-90 Amber Optional.dwg

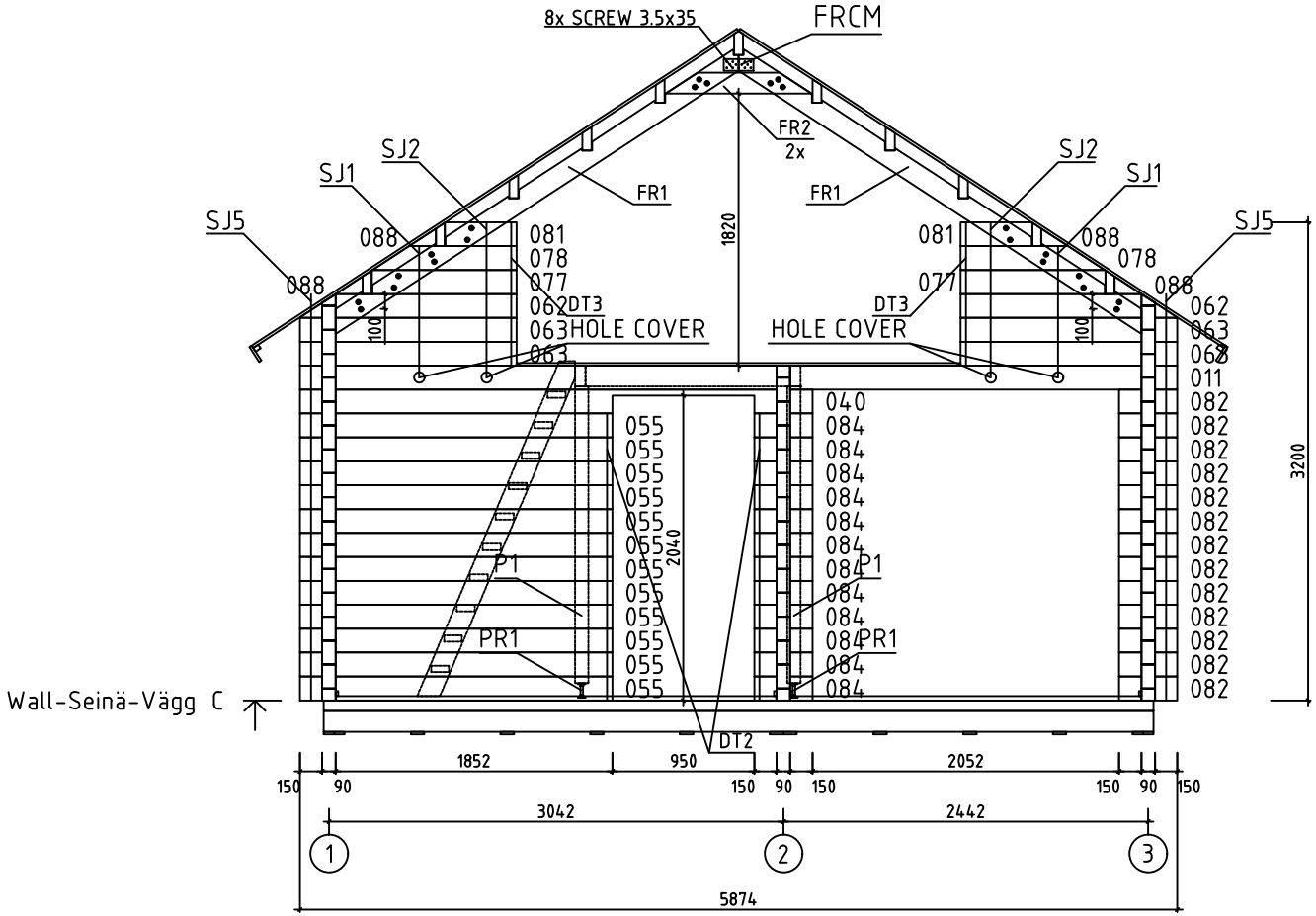

House	P9060-90 Amber	Sheet	10
Drawing	WALL-SEINÄ-VÄGG C	Scale	1:50
Material	90x160	Date	16.05.2022
Drawer	RP	File	P9060-90 Amber.dwg

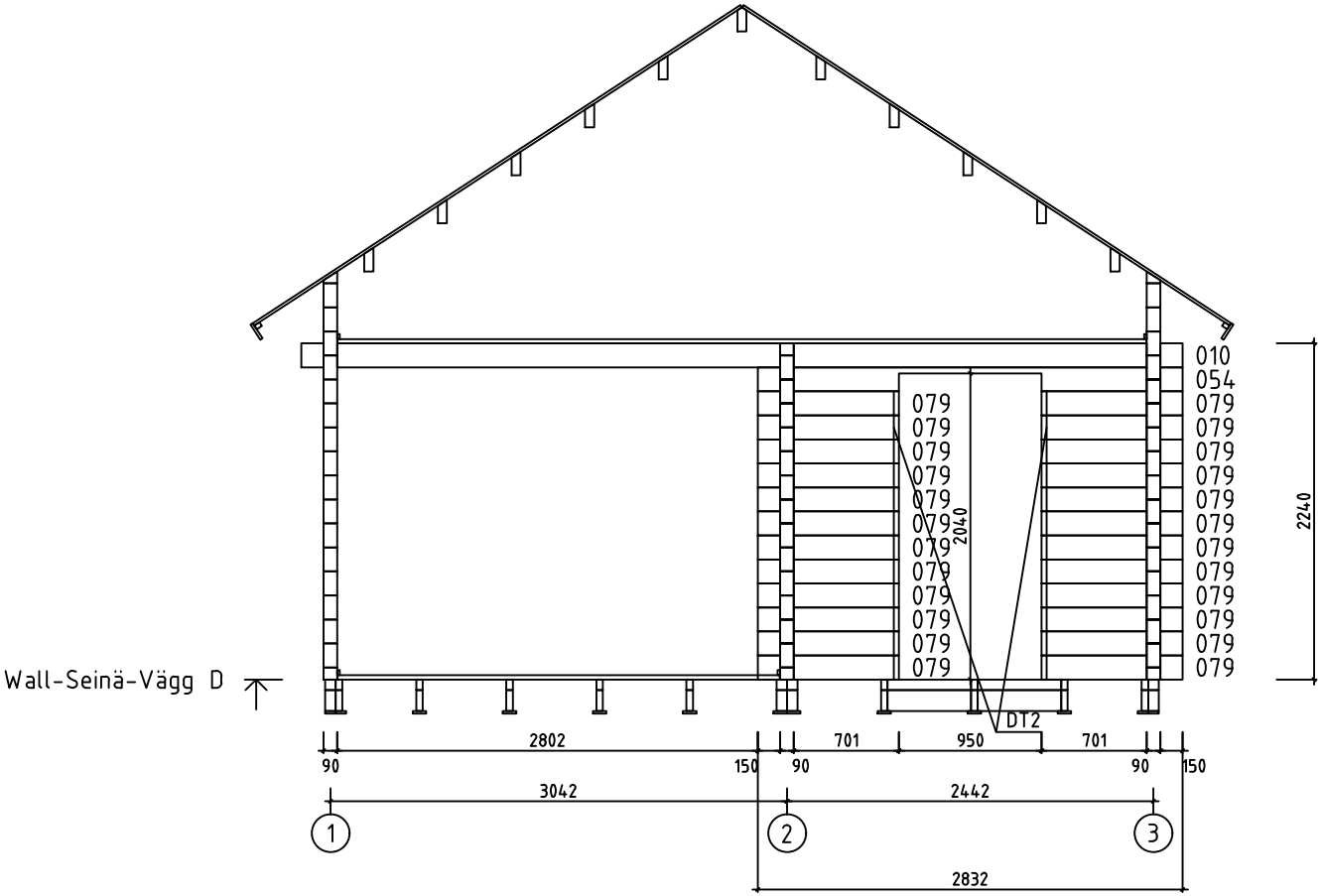

House	P9060-90 Amber	Sheet	11
Drawing	WALL-SEINÄ-VÄGG D	Scale	1:50
Material	90x160	Date	16.05.2022
Drawer	RP	File	P9060-90 Amber.dwg

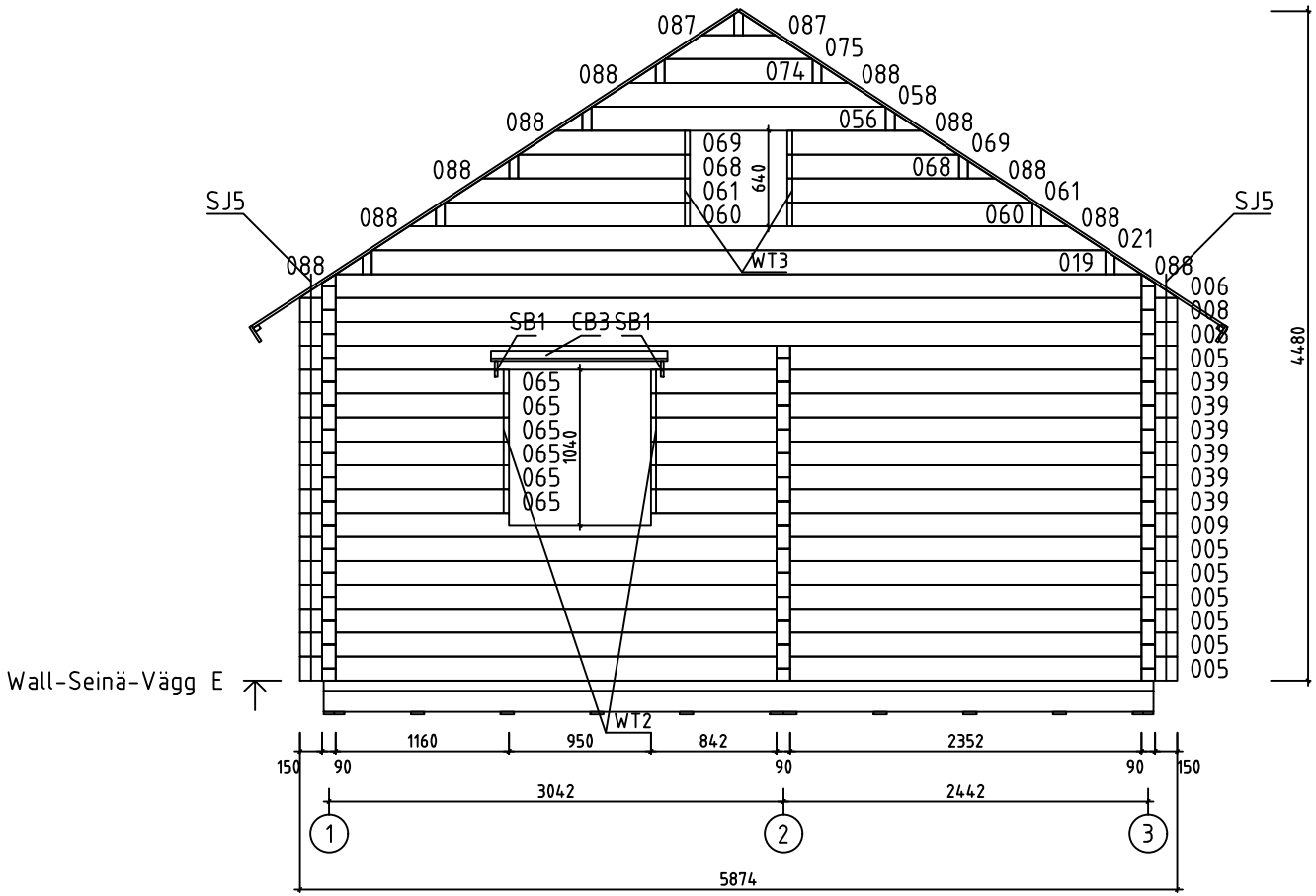

House	P9060-90 Amber	Sheet	12
Drawing	WALL-SEINÄ-VÄGG E	Scale	1:50
Material	90x160	Date	16.05.2022
Drawer	RP	File	P9060-90 Amber.dwg

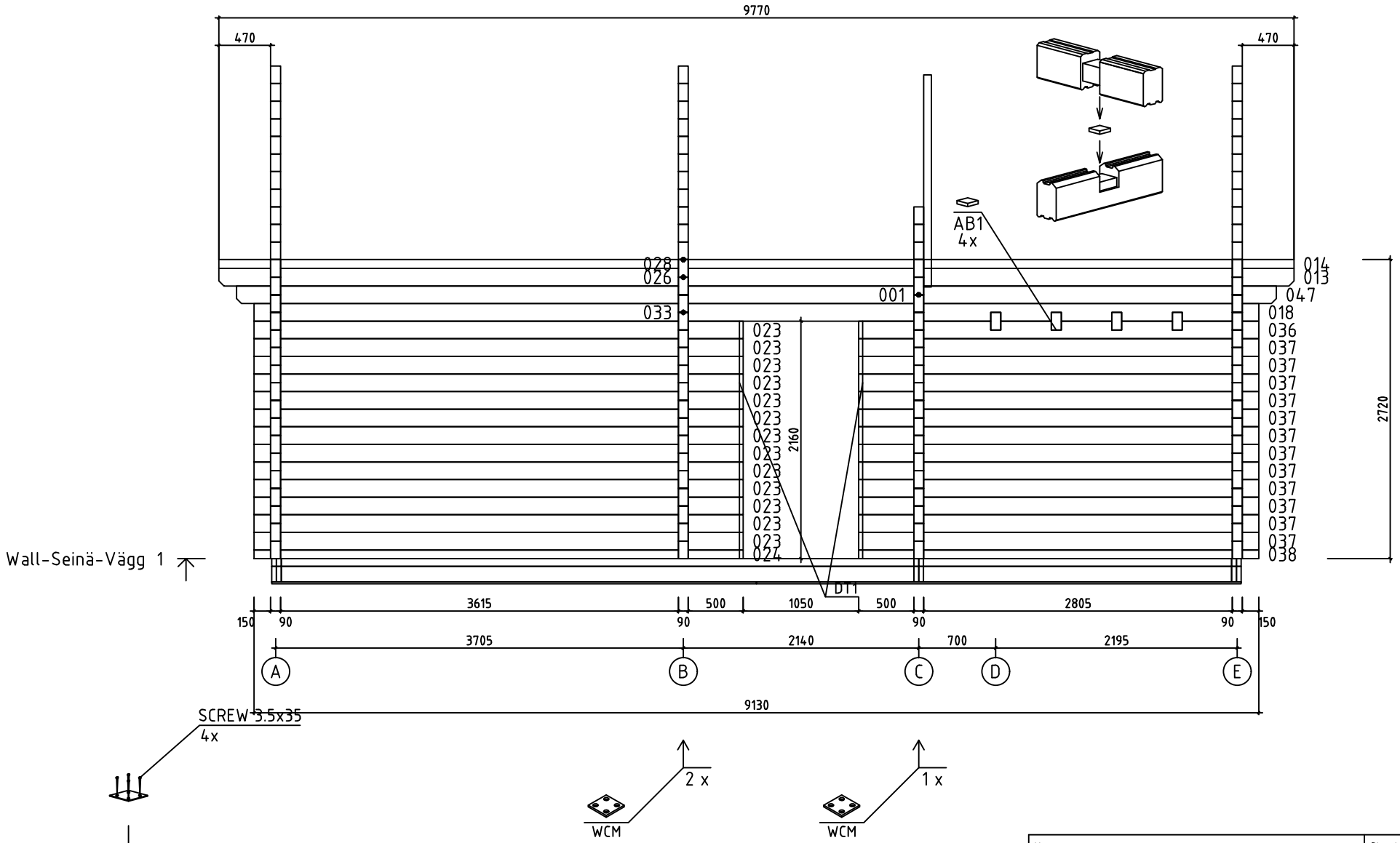

House	P9060-90 Amber	Sheet	13
Drawing	WALL-SEINÄ-VÄGG 1	Scale	1:50
Material	90x160	Date	16.05.2022
Drawer	RP	File	P9060-90 Amber.dwg

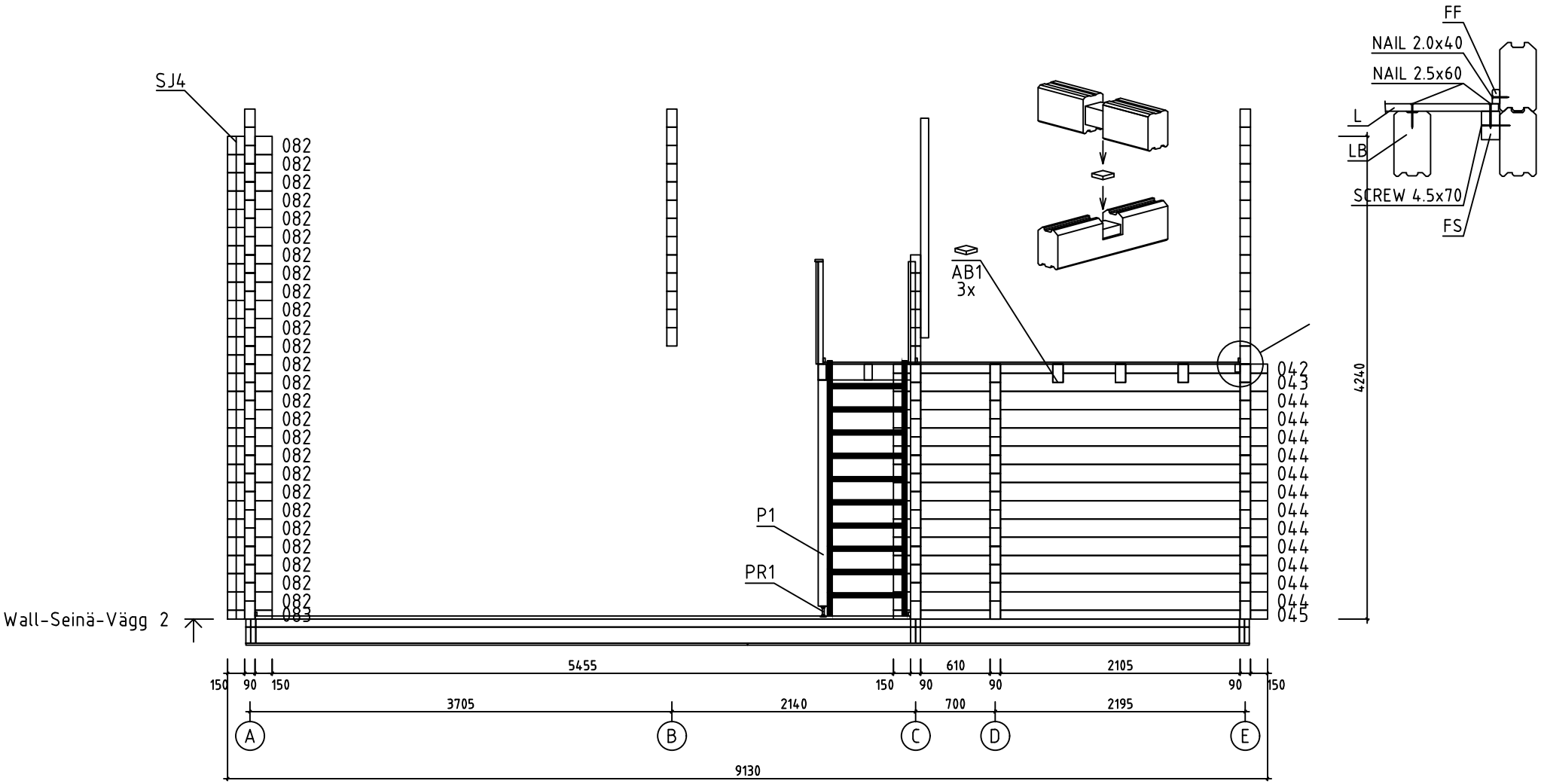

House	P9060-90 Amber	Sheet	14
Drawing	WALL-SEINÄ-VÄGG 2	Scale	1:50
Material	90x160	Date	16.05.2022
Drawer	RP	File	P9060-90 Amber.dwg

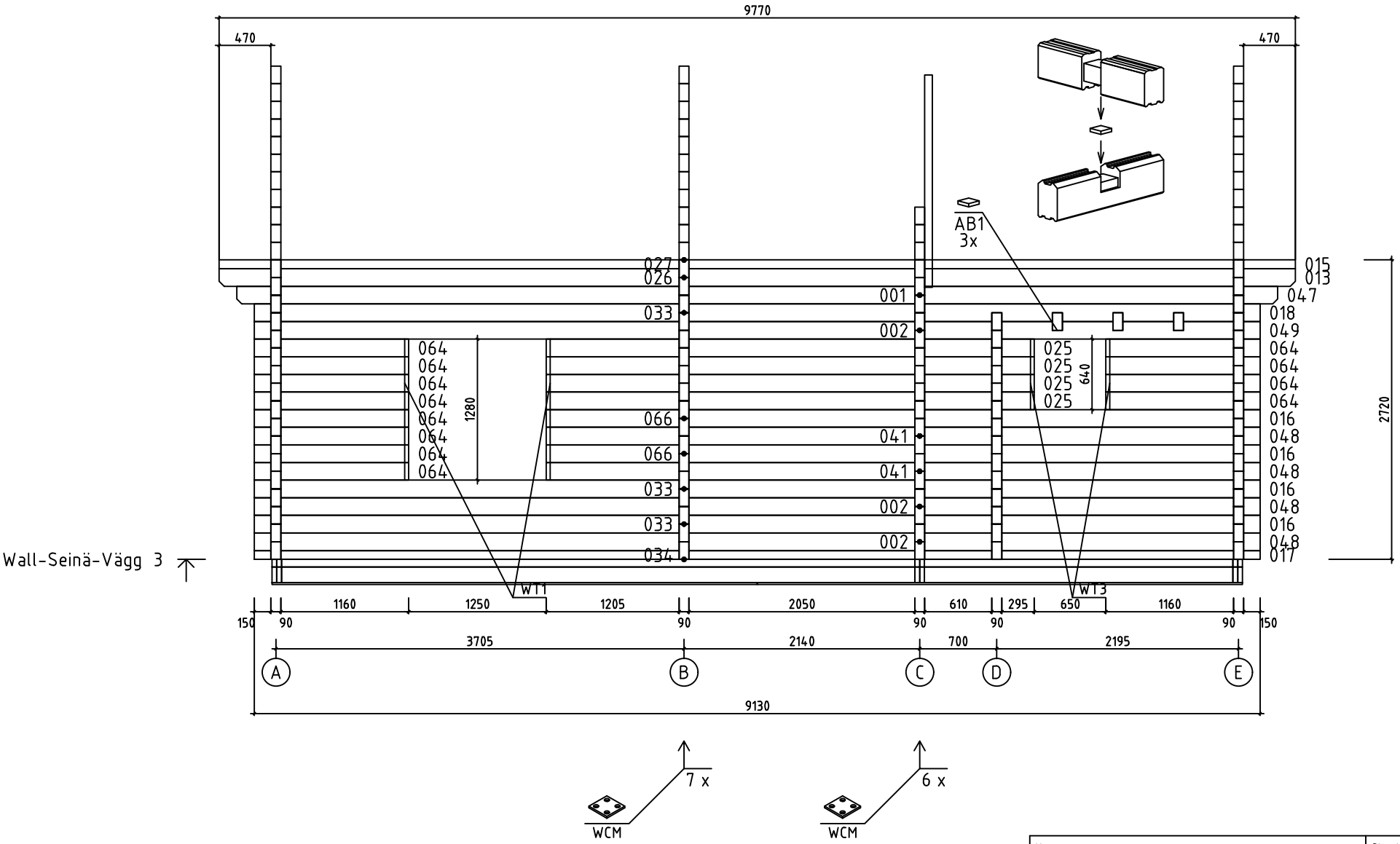

House	P9060-90 Amber	Sheet	15
Drawing	WALL-SEINÄ-VÄGG 3	Scale	1:50
Material	90x160	Date	16.05.2022
Drawer	RP	File	P9060-90 Amber.dwg

Pos	P9060-90 Amber	Pcs. St.	Profil(e) (mm)	L (mm)
001	310 3615 2050	2	90x160	6200
002	150 3615 2050	3	90x160	6040
003	SPARE BEAM - VARALLAPALKI - RESERVDEL 150 5394 150	1	90x160	5874
005	150 2952 2352 150	10	90x160	5874
008	150 5394 150	2	90x160	5874
009	150 2952 2352 150	1	90x160	5874
010	150 2952 2352 150 PM	1	90x160	5874
011	150 2952 2352 150 PM	1	90x160	5874
012	150 5394 150	1	90x160	5874
013	2050 2805 470	2	90x160	5550
014	2050 2805 470	1	90x80	5550
015	2050 2805 470	1	90x80	5550
016	2050 610 2105 150	4	90x160	5230
017	2050 610 2105 150	1	90x80	5230
018	2050 610 460 460 460 455 150	2	90x160	5230
023	150 3615 500	13	90x160	4445
024	150 3615 500	1	90x80	4445
025	1205 2050 610 295	4	90x160	4430
026	470 3615	2	90x160	4220
027	470 3615	1	90x80	4220
028	470 3615	1	90x80	4220
033	150 3615	4	90x160	3900
034	150 3615	1	90x80	3900
035	150 2952 550	1	90x160	3832
036	500 610 460 460 460 455 150	1	90x160	3635

House P9060-90 Amber	Material	File P9060-90 Amber.dwg	Sheet 16

Pos	P9060-90 Amber	Pcs. St.	Profil(e) (mm)	L (mm)
037	500 2805 150	12	90x160	3635
038	500 2805 150	1	90x80	3635
039	842 2352 150	6	90x160	3524
040	150 2952 150	1	90x160	3432
041	1205 2050	2	90x160	3390
042	150 610 460 460 460 455 150	1	90x80	3285
043	150 610 460 460 460 455 150	1	90x160	3285
044	150 610 2105 150	12	90x160	3285
045	150 610 2105 150	1	90x80	3285
046	592 2352 150	5	90x160	3274
047	2805 310	2	90x160	3250
048	610 2105 150	4	90x160	3090
049	610 460 460 460 455 150	1	90x160	3090
054	150 2352 150	1	90x160	2832
055	150 1852	12	90x160	2092
063	1210 150	4	90x160	1450
064	150 1160	12	90x160	1400
065	150 1160	6	90x160	1400
066		2	90x160	1250
067	592 550	7	90x160	1232
070	150 900	14	90x160	1140
071	150 900	1	90x160	1140
072	150 800	12	90x160	1040
079	701 150	24	90x160	941
080	552 150	8	90x160	792

House P9060-90 Amber	Material	File P9060-90 Amber.dwg	Sheet 17

Pos	P9060-90 Amber	Pcs. St.	Profil(e) (mm)	L (mm)
082		39	90x160	390
083		1	90x80	390
084		12	90x160	390
085		14	90x160	390
086		1	90x160	390
WA-1	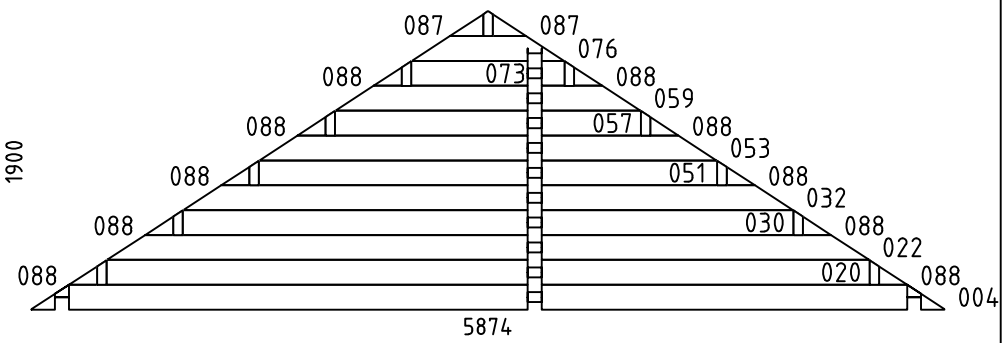	1	90x1900	5874
WB-1	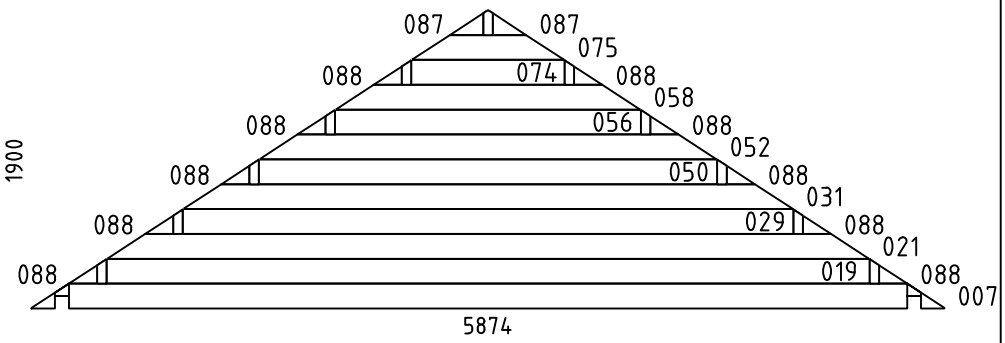	1	90x1900	5874
WC-1		1	90x640	2x1450
WE-1	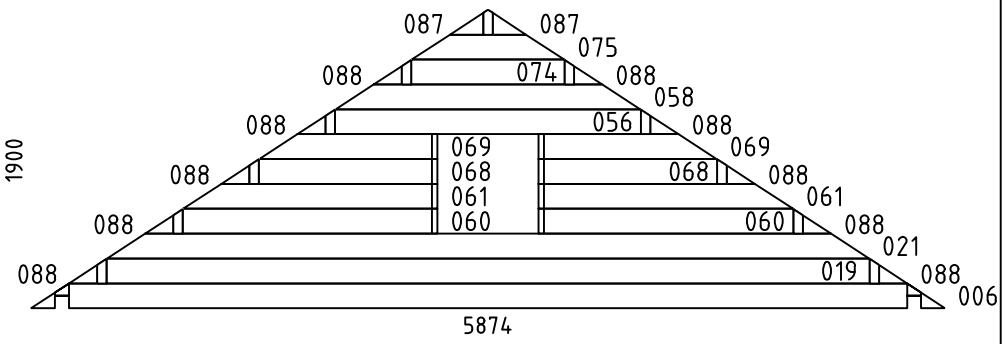	1	90x1900	5874
HB	HIT BLOCK-ASENNUSPALKI-SLAG BRÄDA 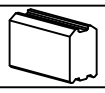	2	90x160	300
LB1	LOFT FLOOR BEAMS-PARVIAPALKIT-LOFTBJÄLKAR 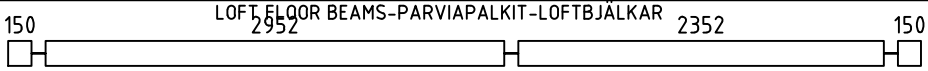	3	90x160	5874

House P9060-90 Amber	Material	File P9060-90 Amber.dwg	Sheet 18

Pos	P9060-90 Amber	Pcs. St.	Profil(e) (mm)	L (mm)
LB2	BALCONY PLATFORM SUPPORTING BEAMS-PARVEKETASON TUKIPALKIT- STÖDBALKAR FÖR BALKONGAVSATS	2	70x140	1370
LB3	BALCONY PLATFORM SUPPORTING BEAMS-PARVEKETASON TUKIPALKIT- STÖDBALKAR FÖR BALKONGAVSATS	2	70x140	810
FB5	FLOORBEAMS - LATTIAPALKIT - GOLVBJÄLKAR	4	70x140	5751
FB7	FLOORBEAMS - LATTIAPALKIT - GOLVBJÄLKAR	4	70x140	2801
FB6	FLOORBEAMS - LATTIAPALKIT - GOLVBJÄLKAR	4	70x70	5751
FB8	FLOORBEAMS - LATTIAPALKIT - GOLVBJÄLKAR	4	70x70	2801
FB9	FLOORBEAMS - LATTIAPALKIT - GOLVBJÄLKAR	9	43x140	5751
FB2	FLOORBEAMS - LATTIAPALKIT - GOLVBJÄLKAR	6	43x140	5554
FB11	FLOORBEAMS - LATTIAPALKIT - GOLVBJÄLKAR	9	43x140	2801
FB3	FLOORBEAMS - LATTIAPALKIT - GOLVBJÄLKAR	4	43x140	557
FB10	FLOORBEAMS - LATTIAPALKIT - GOLVBJÄLKAR	9	43x70	5751
FB1	FLOORBEAMS - LATTIAPALKIT - GOLVBJÄLKAR	6	43x70	5554
FB12	FLOORBEAMS - LATTIAPALKIT - GOLVBJÄLKAR	9	43x70	2801
FB4	FLOORBEAMS - LATTIAPALKIT - GOLVBJÄLKAR	4	43x70	557
BBI2	COUNTERFLOOR HOLDING BOARDS - ROSSIPOHJAA KANNATTELEVAT LAUDAT - BRÄDER SOM HALLER TROSSBOTTEN IMM	18	18x90	4405
BBI1	COUNTERFLOOR HOLDING BOARDS - ROSSIPOHJAA KANNATTELEVAT LAUDAT - BRÄDER SOM HALLER TROSSBOTTEN IMM	16	18x70	4405
FS1	SLEEPING FLOOR SUPPORTING SLAT - PARVIALATTIA TUKILISTA - LOFTGOLVLIST	2	45x70	2950
FS2	SLEEPING FLOOR SUPPORTING SLAT - PARVIALATTIA TUKILISTA - LOFTGOLVLIST	2	45x70	2350
P1	POST - PALKI - BJÄLKE	2	90x90	1985
FR1	RAFTER - KATTOPARRU - TAKSPARRE	2	140x70	3279
FR3	RAFTER - KATTOPARRU - TAKSPARRE	4	140x43	3279
FR2	TIE BEAM	2	140x43	980
FR4	TIE BEAM	1	140x90	1690
FR5	TIE BEAM	1	140x90	521
RB2	PURLINS - KATTO-ORRET - TAKASAR 2050 2805 470	2	68x190	5550

House P9060-90 Amber	Material	File P9060-90 Amber.dwg	Sheet 19

Pos	P9060-90 Amber	Pcs. St.	Profil(e) (mm)	L (mm)
RB3	PURLINS - KATTO-ORRET - TAKASAR 4945 470	3	68x190	5550
RB8	PURLINS - KATTO-ORRET - TAKASAR 2050 2805 470	2	68x190	5550
RB7	PURLINS - KATTO-ORRET - TAKASAR 4945 470	3	68x190	5550
RB5	PURLINS - KATTO-ORRET - TAKASAR 4945 470	1	68x190	5550
RB1	PURLINS - KATTO-ORRET - TAKASAR 470 3615	5	68x190	4220
RB6	PURLINS - KATTO-ORRET - TAKASAR 470 3615	5	68x190	4220
RB4	PURLINS - KATTO-ORRET - TAKASAR 470 3615	1	68x190	4220
F1	FLOORBOARD - LATTIALAUTA - GOLVBRÄDE 114 or-tai-eller 88	51+1 66+1	28x114 28x88	5390
F2	FLOORBOARD - LATTIALAUTA - GOLVBRÄDE 114 or-tai-eller 88	25+1 33+1	28x114 28x88	2945
F3	FLOORBOARD - LATTIALAUTA - GOLVBRÄDE 114 or-tai-eller 88	25+1 33+1	28x114 28x88	2345
L1	LOFT BOARD - PARVIALATTIA - LOFTGOLV 114 or-tai-eller 88	14+1 19+1	18x114 18x88	3655
L2	LOFT BOARD - PARVIALATTIA - LOFTGOLV 114 or-tai-eller 88	13+1 17+1	18x114 18x88	2845
L3	LOFT BOARD - PARVIALATTIA - LOFTGOLV 114 or-tai-eller 88	21+1 28+1	18x114 18x88	2800
R1	ROOFBOARD - KATTOLAUTA - TAKBRÄDE 114 or-tai-eller 88	172+2 224+2	18x114 18x88	3880
FF1	SKIRTING SLAT - LATTIALISTA - GOLVLIST		18x35	63m
GB1	GABLE BOARD - KAAPELILAUTA - GAVELBRÄDA 4100 4022	4	18x120	4100
GB2	GABLE BOARD - KAAPELILAUTA - GAVELBRÄDA 4022 3943	4	18x120	4022
GS1	BOARD MATCHING WITH GABLE BOARD - KAAPELILAUTA VASTAVA LAUTA - BRÄDA OVANPÅ GAVELBRÄDA	4	18x70	3930
EB1	EAVE BOARD - RÄYSTÄSLAUTA - TAKFOTBRÄDE	6	18x120	3257
ES1	EAVE SLAT - RÄYSTÄSLISTA - TAKFOTLIST	6	30x40	3257
DB1	DECORATIVE - KORISTE - PRYDNADS	2	18x90	200
TB1	BOARD-LAUTA-BRÄDE	1	18x70	1467
TB2	BOARD-LAUTA-BRÄDE	1	18x70	1025
TB3	BOARD-LAUTA-BRÄDE	1	18x70	880
TB4	BOARD-LAUTA-BRÄDE	1	18x70	450

House P9060-90 Amber	Material	File P9060-90 Amber.dwg	Sheet 20

Pos	P9060-90 Amber	Pcs. St.	Profil(e) (mm)	L (mm)
B1	BALCONY BANISTER-PARVEKKEEN KAIDE-BALKONGRÄCKE 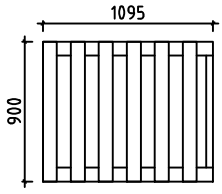	1	61x900	1095
B2	BALCONY BANISTER-PARVEKKEEN KAIDE-BALKONGRÄCKE 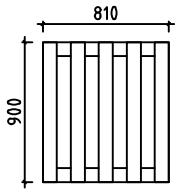	1	61x900	810
B3	BALCONY BANISTER-PARVEKKEEN KAIDE-BALKONGRÄCKE 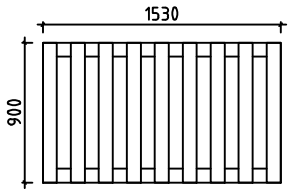	1	61x900	1530
B4	BALCONY BANISTER-PARVEKKEEN KAIDE-BALKONGRÄCKE 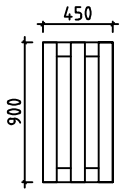	1	61x900	450
AB1	ASSEMBLING BOARD-ASENNUSLAUTA-MONTERINGSBRÄDE	10	18x75	70
CB1	COVERING BOARD - PEITELAUTA - HYLLBRÄDA	1	18x120	1790
CB2	COVERING BOARD - PEITELAUTA - HYLLBRÄDA	1	18x120	1480
CB3	COVERING BOARD - PEITELAUTA - HYLLBRÄDA	1	18x120	1180
SB1	SUPPORT BOARD - TUKILAUTA - KONSOL	6	28x85	80
DT1	DOOR ASSEMBLING PROFILE - VEN ASENNUSPROFIILI - DÖRR MONTERINGSPROFIL	2	90x43	2090
DT2	DOOR ASSEMBLING PROFILE - VEN ASENNUSPROFIILI - DÖRR MONTERINGSPROFIL	6	90x43	1870
DT3	ASSEMBLING PROFILE - ASENNUSPROFIILI - MONTERINGSPROFIL	2	90x43	960
WT1	WINDOW ASSEMBLING PROFILE - IKKUNA ASENNUSPROFIILI - FÖNSTER MONTERINGSPROFIL	4	90x43	1230
WT2	WINDOW ASSEMBLING PROFILE - IKKUNA ASENNUSPROFIILI - FÖNSTER MONTERINGSPROFIL	2	90x43	910
WT3	WINDOW ASSEMBLING PROFILE - IKKUNA ASENNUSPROFIILI - FÖNSTER MONTERINGSPROFIL	4	90x43	590
SJ1	SCREW JOINT - KIERRETANKO - GÄNGSTAPP	2	M10	880
SJ2	SCREW JOINT - KIERRETANKO - GÄNGSTAPP	2	M10	1040

House P9060-90 Amber	Material	File P9060-90 Amber.dwg	Sheet 21

Pos	P9060-90 Amber	Pcs. St.	Profil(e) (mm)	L (mm)
SJ3	SCREW JOINT - KIERRETANKO - GÄNGSTAPP	2	M10	2640
SJ4	SCREW JOINT - KIERRETANKO - GÄNGSTAPP	1	M10	4270
SJ5	SCREW JOINT - KIERRETANKO - GÄNGSTAPP	8	M10	2640
PR1	POST REGULATOR	2		
RCM	ROOFBEAMS CONNECTING METAL - METALL FÖR SAMMANFOGNING AV TAKASAR - KATTO-ORRE YHTEENLITYMISMETALLT	11	Ø6.0	200
WCM	WALLBEAMS CONNECTING METAL - METALLPLATTA FÖR SAMMANFOGNING AV VÄGGEN BALKAR - SEINÄPALKKEJA METALLISET YHTEENLIITYMISLAATAT	16	60	60
FRCM	RAFTER CONNECTING METAL-METALLPLATTA FÖR SAMMANFOGNING AV TAKSPARRE-KATTOPARRU METALLISET YHTEENLIITYMISLAATAT	1	80x200	
SC1	STEEL CORNER-KULMARATA-VINKELÄRN FOR-VARTEN-FÖR FB	100	90x90	65
	BOLT-BULTTI-BULT FOR-VARTEN-FÖR FR3	18	M10	200
	BOLT-BULTTI-BULT FOR-VARTEN-FÖR FR1	22	M10	180
	NUT-MUTTERI-NÖT FOR-VARTEN-FÖR SJ1, FR1, FR3	48	M10	
	WASHER-ALUSLAATTA-BRICKA FOR-VARTEN-FÖR FR1, FR3	40	M10	
	NAILS-NAULAT-SPIKAR FOR-VARTEN-FÖR FF1	150	Ø2.0	40
	NAILS-NAULAT-SPIKAR F1, F2, F3, L1, L2, L3, R1 FOR-VARTEN-FÖR BBI1, BBI2	3500	Ø2.5	60
	SCREWS-RUUVIT-SKRUVAR FOR-VARTEN-FÖR SC1, WCM, FRCM	1000	Ø3.5	35
	SCREWS-RUUVIT-SKRUVAR GB1, GB2, GS1, EB1, ES1, DB1 FOR-VARTEN-FÖR CB, TB1, TB2, TB3, TB4, P1, PR1	220	Ø4.5	50
	SCREWS-RUUVIT-SKRUVAR FOR-VARTEN-FÖR B1, B2, B3, B4, SB, FB1 - FB12	100	Ø4.5	70
	SCREWS-RUUVIT-SKRUVAR FOR-VARTEN-FÖR FS1, FS2, B1, B2, B3, B4	50	Ø4.5	90
	SCREWS-RUUVIT-SKRUVAR FB1 - FB12 FOR-VARTEN-FÖR 014, 015, 017, 024, 027, 028, 034, 038, 042, 045, 083	220	Ø5.0	120
	SCREWS-RUUVIT-SKRUVAR RB1 - RB8, P1 FOR-VARTEN-FÖR LB1, LB2, LB3, B1, B2, B3, B4	100	Ø6.0	160
LD1	LADDER-TIKAPUUT-STEGE	1	700	2476
	HANDRAIL-KAIDE-LEDSTANG	1	40x70	2450
	HOLE COVER	6		

House P9060-90 Amber	Material	File P9060-90 Amber.dwg	Sheet 22

Pos	P9060-90 Amber		Pcs. St.	Profil(e) (mm)	L (mm)
D1	DOOR-OVI-DÖRR (right-oikea-höger) ORT_ST	P	1	990	2090
	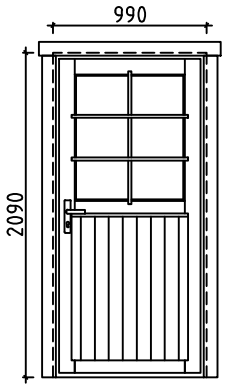	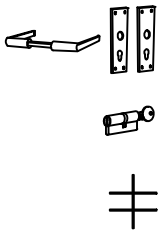	1 1 1		
D2	DOOR-OVI-DÖRR (right-oikea-höger) ORT_ST	P	1	1500	1990
	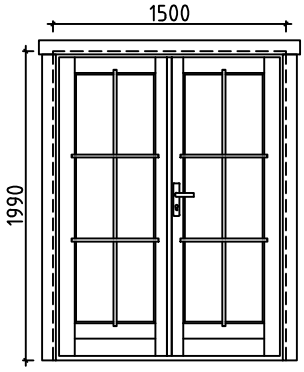	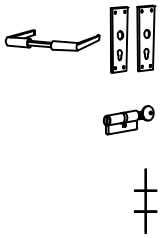	1 1 2		
D3	DOOR-OVI-DÖRR (1x right-oikea-höger; 1x left-jäljellä-vänster) AST	P+V	1+1	900	1990
	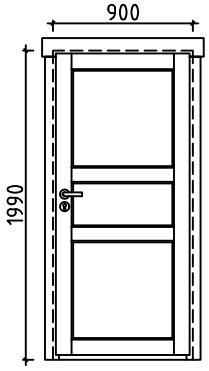	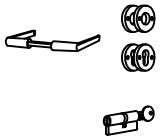	2 2		
W1	WINDOW-IKKUNAN-FÖNSTER (right-oikea-höger) ORT_ST	P	2	1190	1230
	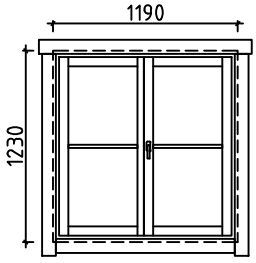	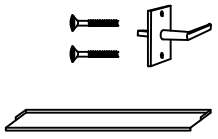	2 2 4		

House P9060-90 Amber	Material	File P9060-90 Amber.dwg	Sheet 23

Pos	P9060-90 Amber	Pcs. St.	Profil(e) (mm)	L (mm)
W2	WINDOW-IKKUNAN-FÖNSTER (right-oikea-höger) ORT_ST P	1	890	990
	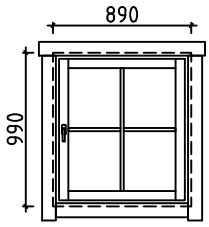			
		1		
		1		
		1		
W3	WINDOW-IKKUNAN-FÖNSTER (right-oikea-höger) ORT_ST P	2	590	590
	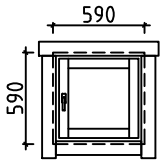			
		2		
		2		

House P9060-90 Amber	Material	File P9060-90 Amber.dwg	Sheet 24

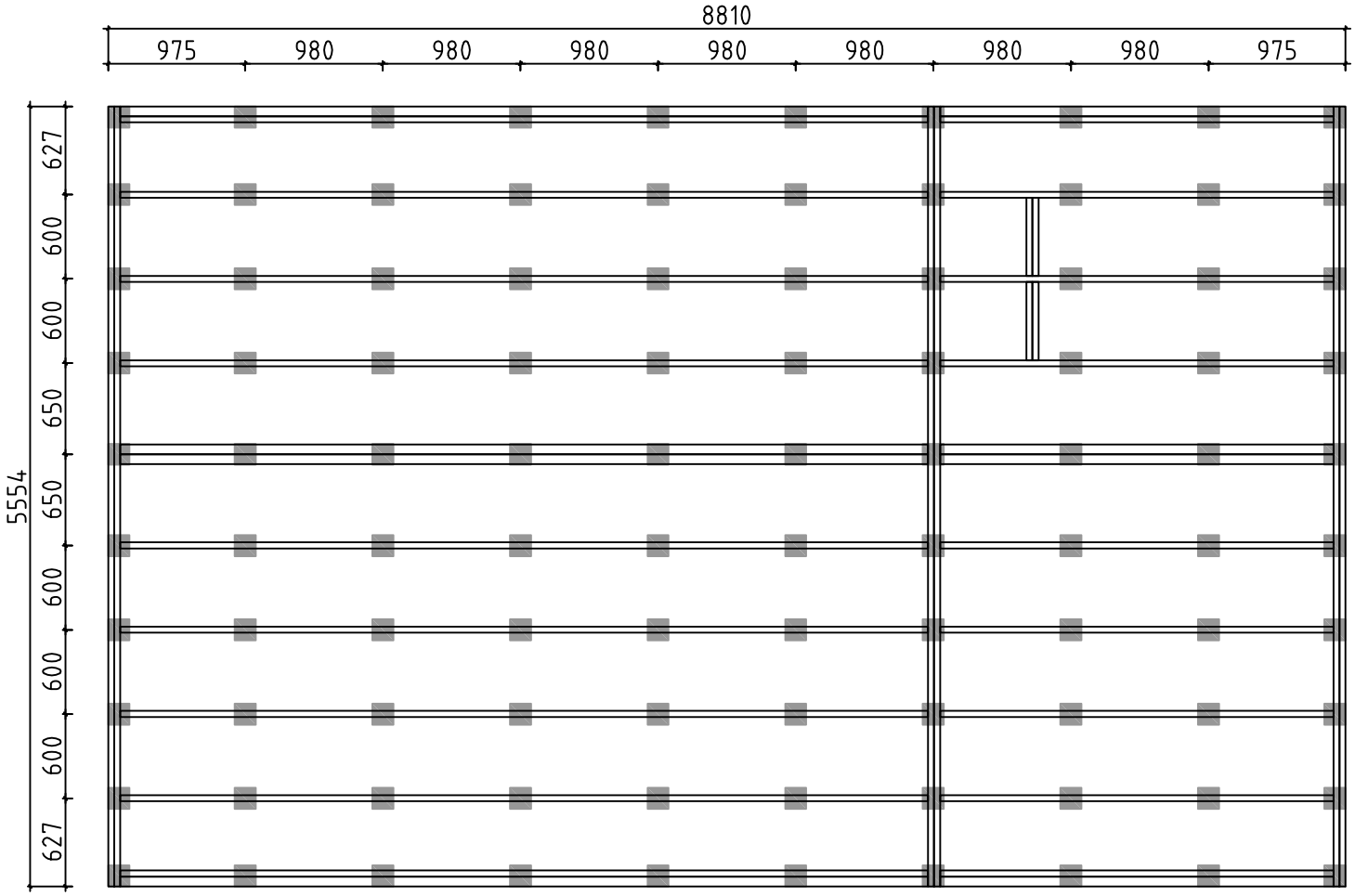

Detta är ett förslag för hur man kan placera plintarna (100- 200 mm i diamater) för golvbjälklaget. Golvbjälkarna är med i byggsatsen, men inte plintarna. Använder man exempelvis 500-600mm långa murblock så kan man halvera antalet punkter. Lägg fuktskyddande papp mellan betong och trä

Tämä on ehdotus siitä, miten (100-200 mm läpimittaiset) jalat voidaan sijoittaa alapohjaa varten. Lattiapalkit ovat rakennussarjassa, mutta jalkoja ei ole. Kun käytetään esimerkiksi 500-600 mm pitkiä harkkoja, voidaan pisteiden määrä puolittaa. Aseta betonin ja puun väliin kosteudelta suojaava pahvi

A proposal for placing plinths (100-200 mm in diameter) for floor beams. Floor beams are provided in the kit but plinths are not included. For example, by using 500-600 mm long masonry units, one can reduce the number of points 50%. Place cardboard between the concrete and wood to protect from moisture

House	P9060-90 Amber	Sheet	25
Drawing	FOUNDATION PLAN - PLINTPLAN	Scale	1:50
Material		Date	16.05.2022
Drawer	RP	File	P9060-90 Amber Foundation.dwg

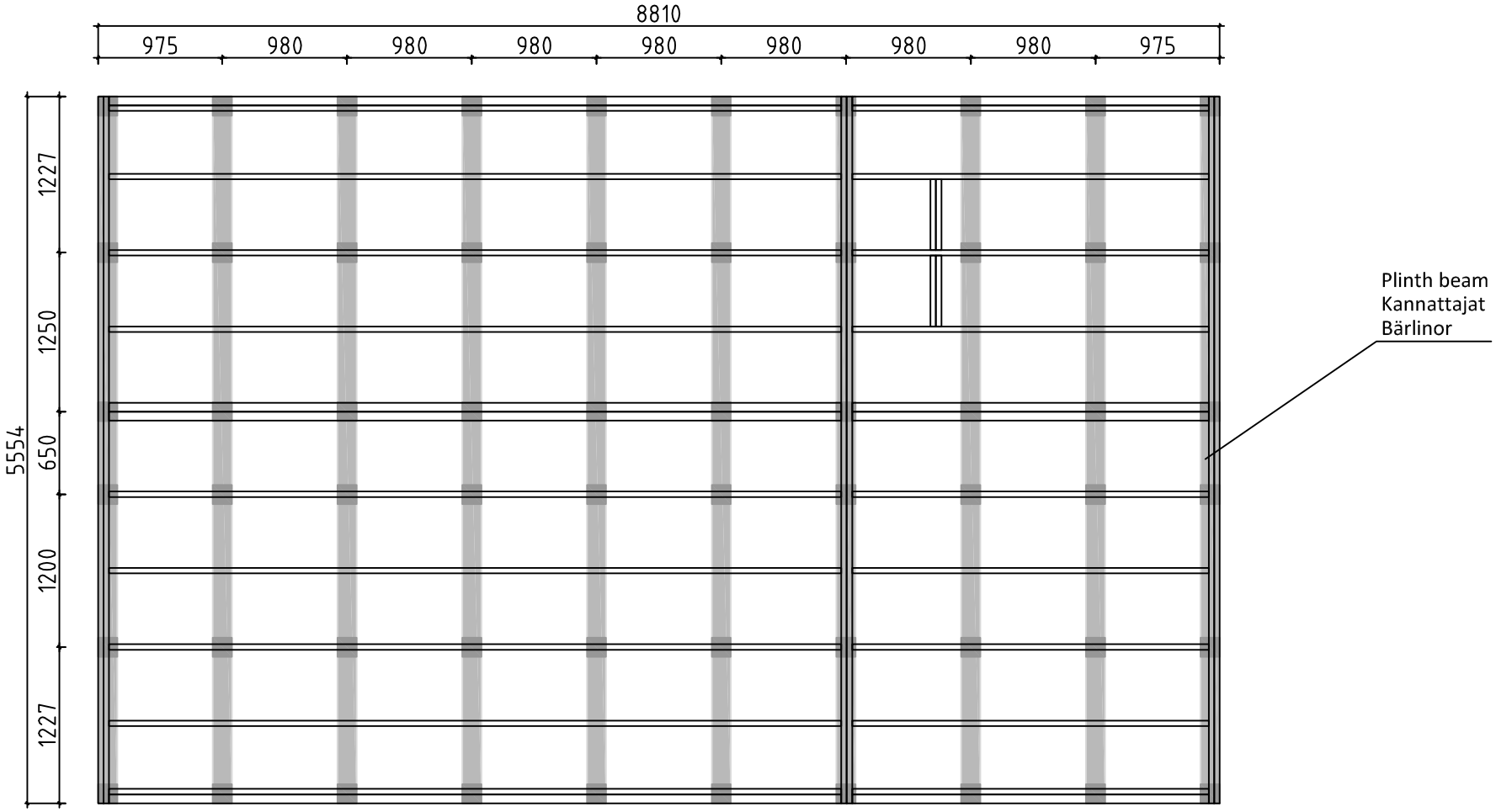

Förslag på alternativ plintplan med bärlinor och plintar. Bärlinor 45x 95 eller 45x 120 och plintar ca 100- 200 mm i diameter. (Bärlinor och plintar ingår ej i leveransen). Används exempelvis murblock, (ingår ej i leveransen) istället för plintar, kan man lägga bärlinorna platt mot dessa och på det sättet minska höjden på konstruktionen. I denna konstruktion kan man dessutom lägga en "boardskiva" mellan bärlinorna och golvbjälkarna och på det sättet bära upp bjälklagsisoleringen. Lägg fuktskyddande papp mellan betong och trä

Ehdotus vaihtoehtoisesta jalustasta kannattajilla ja jaloilla. Kannattajat 45x95 tai 45x120 ja jalat läpimitaltaan n. 100-200 mm (kannattajia ja jalkoja ei ole toimituksessa). Käytettäessä esimerkiksi harkkoja (ei kuulu toimitukseen) jalkojen sijasta, voi kannattajat asettaa lappeelleen niitä vasten ja sillä tavoin vähentää rakenteen korkeutta. Tässä rakenteessa voi lisäksi asettaa levyn kannattajien ja lattiapalkkien väliin ja sillä tavoin kannattaa alapohjan eristystä. Aseta betonin ja puun väliin kosteudelta suojaava pahvi

A proposal for alternative plinth beam layout plan. Plinth beams 45x95 or 45x120 and plinths ca 100-200 mm in diameter (plinth beams and plinths are not included in the kit). For example, by using masonry units (not included in the kit) instead of plinths, one can lay plinth beams flat against the masonry units and in that way reduce the height of the structure. In this construction one can also add “plywood board” between plinth beams. Place cardboard between the concrete and wood to protect from moisture

House	P9060-90 Amber	Sheet	26
Drawing	FOUNDATION PLAN - PLINTPLAN	Scale	1:50
Material		Date	16.05.2022
Drawer	RP	File	P9060-90 Amber Foundation.dwg

#001	1,3	6200	2
#002	3	6040	3
#003		5874	1
#004	A	5874	1
#005	A,E	5874	10
#006	E	5874	1
#007	B	5874	1
#008	E	5874	2
#009	E	5874	1
#010	D	5874	1
#011	C	5874	1
#012	B	5874	1
#013	1,3	5550	2
#014	1	5550	1
#015	3	5550	1
#016	3	5230	4
#017	3	5230	1
#018	1,3	5230	2
#019	B,E	4912	2
#020	A	4912	1
#021	B,E	4904	2
#022	A	4904	1
#023	1	4445	13
#024	1	4445	1
#025	3	4430	4
#026	1,3	4220	2
#027	3	4220	1
#028	1	4220	1
#029	B	3931	1
#030	A	3931	1
#031	B	3923	1
#032	A	3923	1
#033	1,3	3900	4
#034	3	3900	1
#035	A	3832	1
#036	1	3635	1
#037	1	3635	12
#038	1	3635	1
#039	E	3524	6
#040	C	3432	1
#041	3	3390	2
#042	2	3285	1
#043	2	3285	1
#044	2	3285	12
#045	2	3285	1
#046	A	3274	5
#047	1,3	3250	2
#048	3	3090	4
#049	3	3090	1
#050	B	2950	1
#051	A	2950	1
#052	B	2942	1
#053	A	2942	1
#054	D	2832	1
#055	C	2092	12
#056	B,E	1970	2
#057	A	1970	1
#058	B,E	1961	2
#059	A	1961	1
#060	E	1641	2
#061	E	1636	2
#062	C	1450	2
#063	C	1450	4
#064	3	1400	12
#065	E	1400	6
#066	3	1250	2
#067	A	1232	7
#068	E	1150	2
#069	E	1146	2
#070	B	1140	14
#071	B	1140	1
#072	A	1040	12
#073	A	989	1
#074	B,E	989	2
#075	B,E	981	2
#076	A	981	1
#077	C	969	2
#078	C	965	2
#079	D	941	24
#080	A	792	8
#081	C	479	2
#082	2,C	390	39
#083	2	390	1
#084	C	390	12
#085	B	390	14
#086	B	390	1
#087	A,B,E	215	6
#088	A,B,C,E	181	34