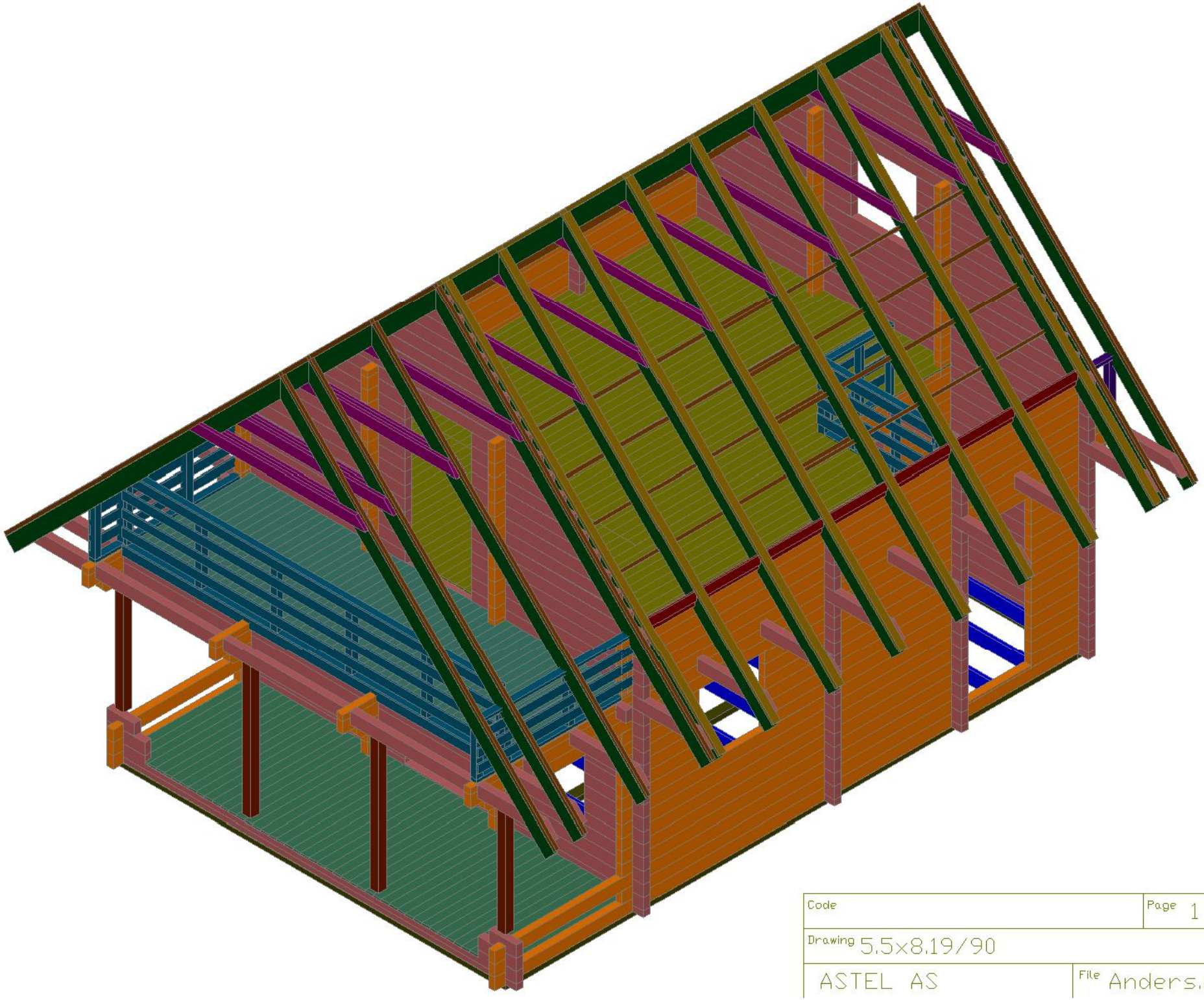

Code	Page 1	20.04.11.
Drawing 5.5x8.19/90		Scale 1:50
ASTEL AS	File Anders.dwg	

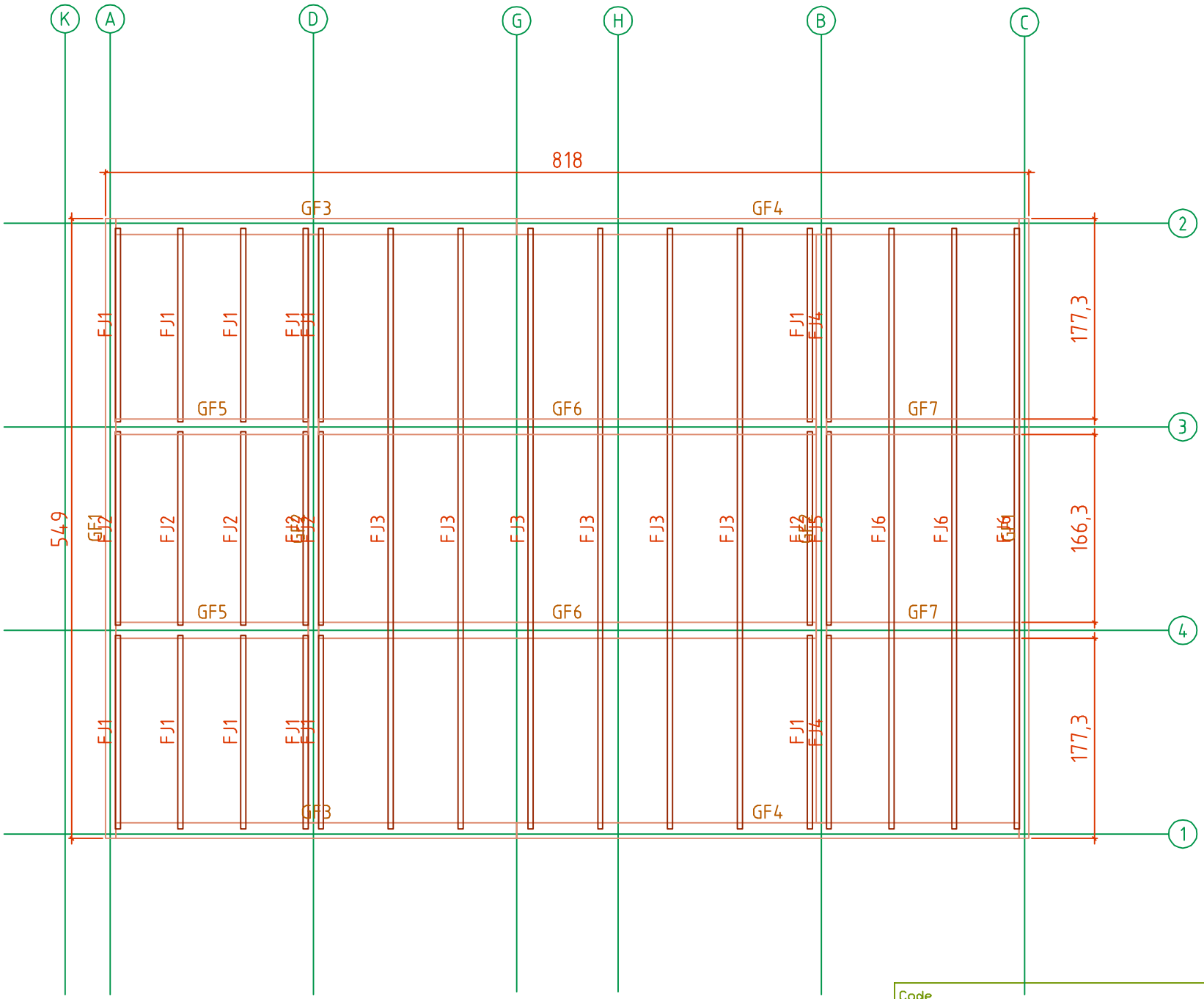

Ground frame & floor joist

Code		Page 1/4	20.04.11.
Drawing 5.5x8.19/90			Scale 1:50
ASTEL AS		File Anders.dwg	

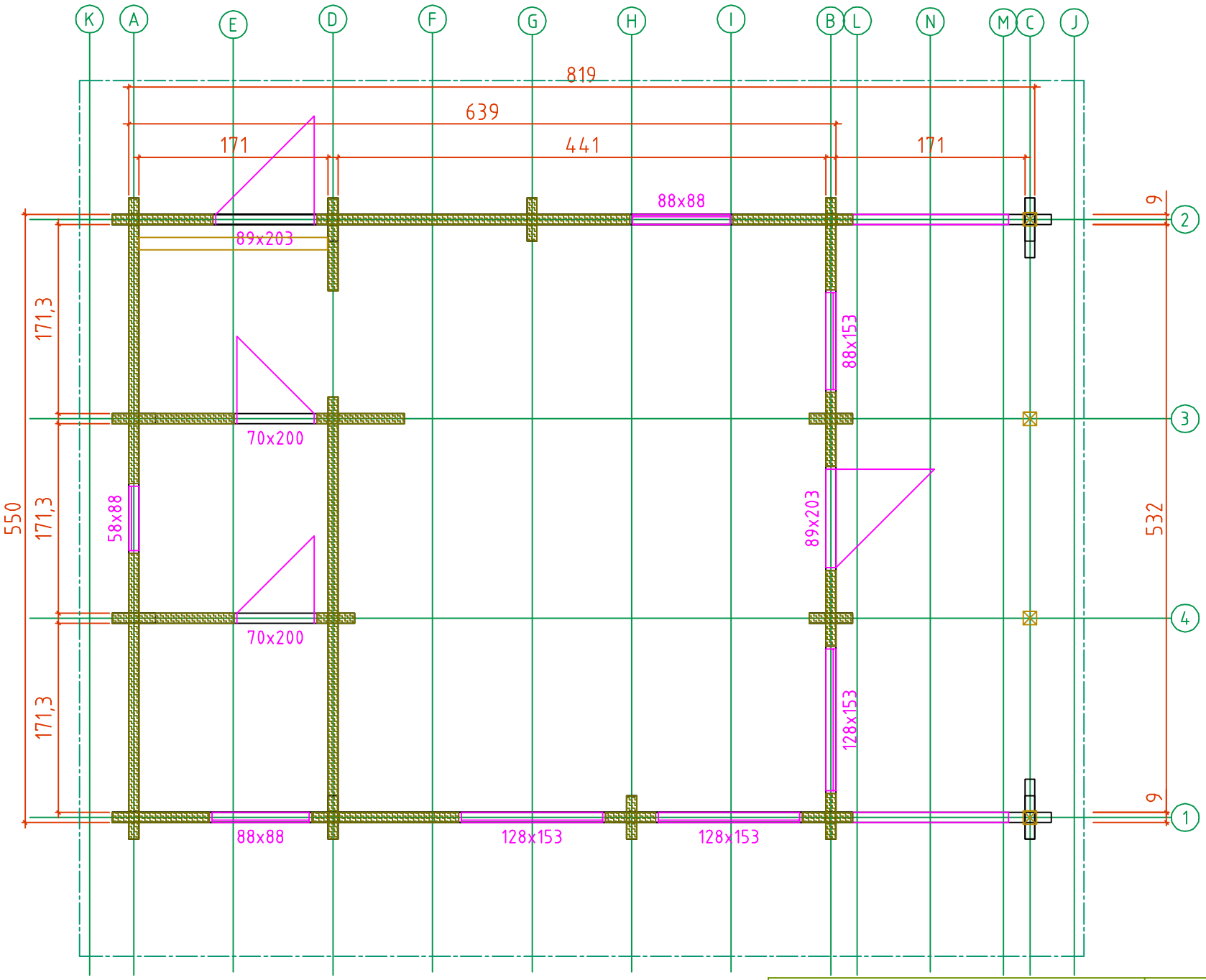

Ground floor . Plan

Code	Page 1	20.04.11.
Drawing 5.5x8.19/90		Scale 1:50
ASTEL AS	File Anders 1 floor.dwg	

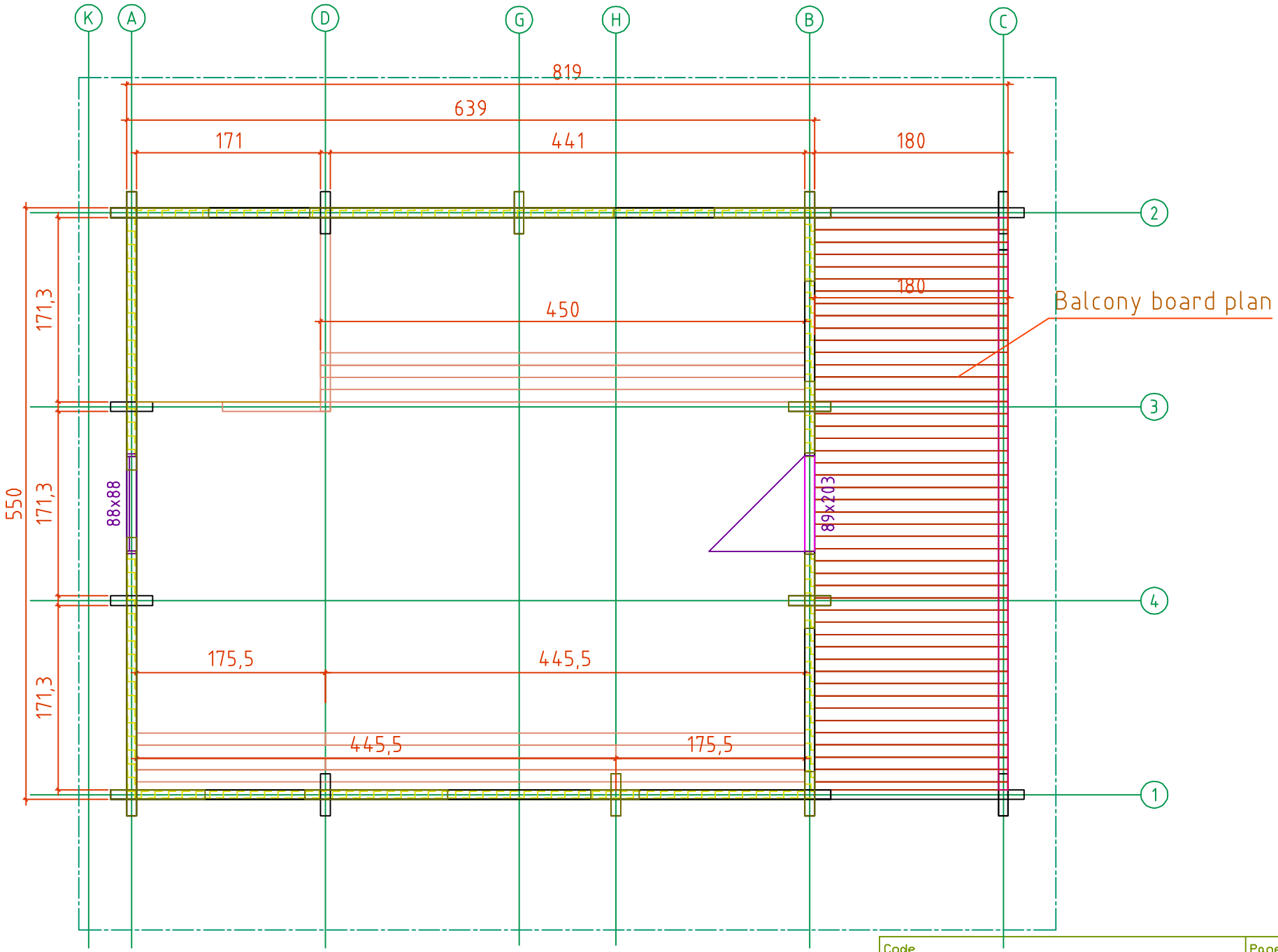

First floor board. Plan

Code	Page 1/3	20.04.11.
Drawing 5.5x8.19/90		Scale 1:50
ASTEL AS	File Anders.dwg	

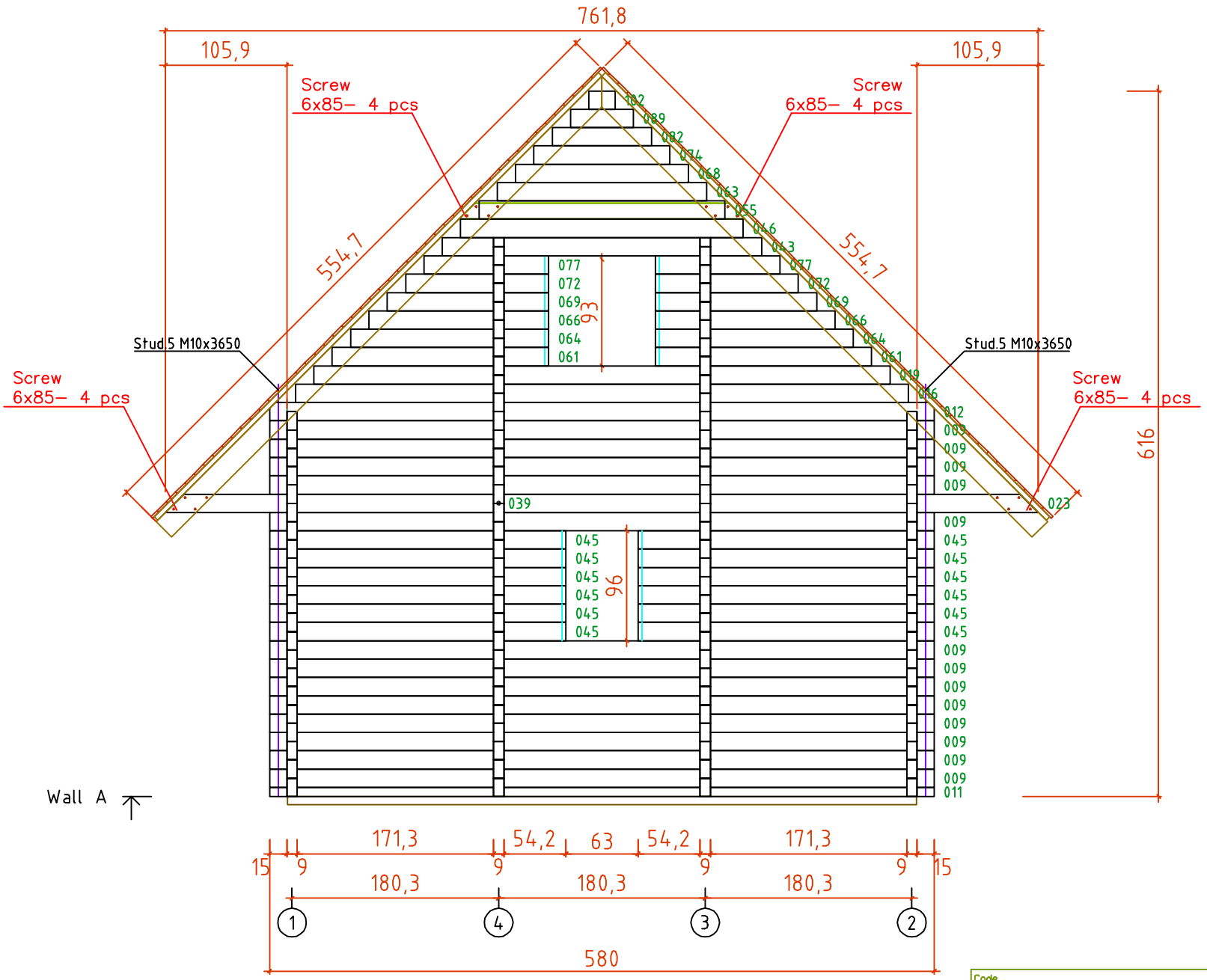

Code	Page 2	20.04.11.
Drawing WALL A		Scale 1:50
ASTEL AS	File Anders.dwg	

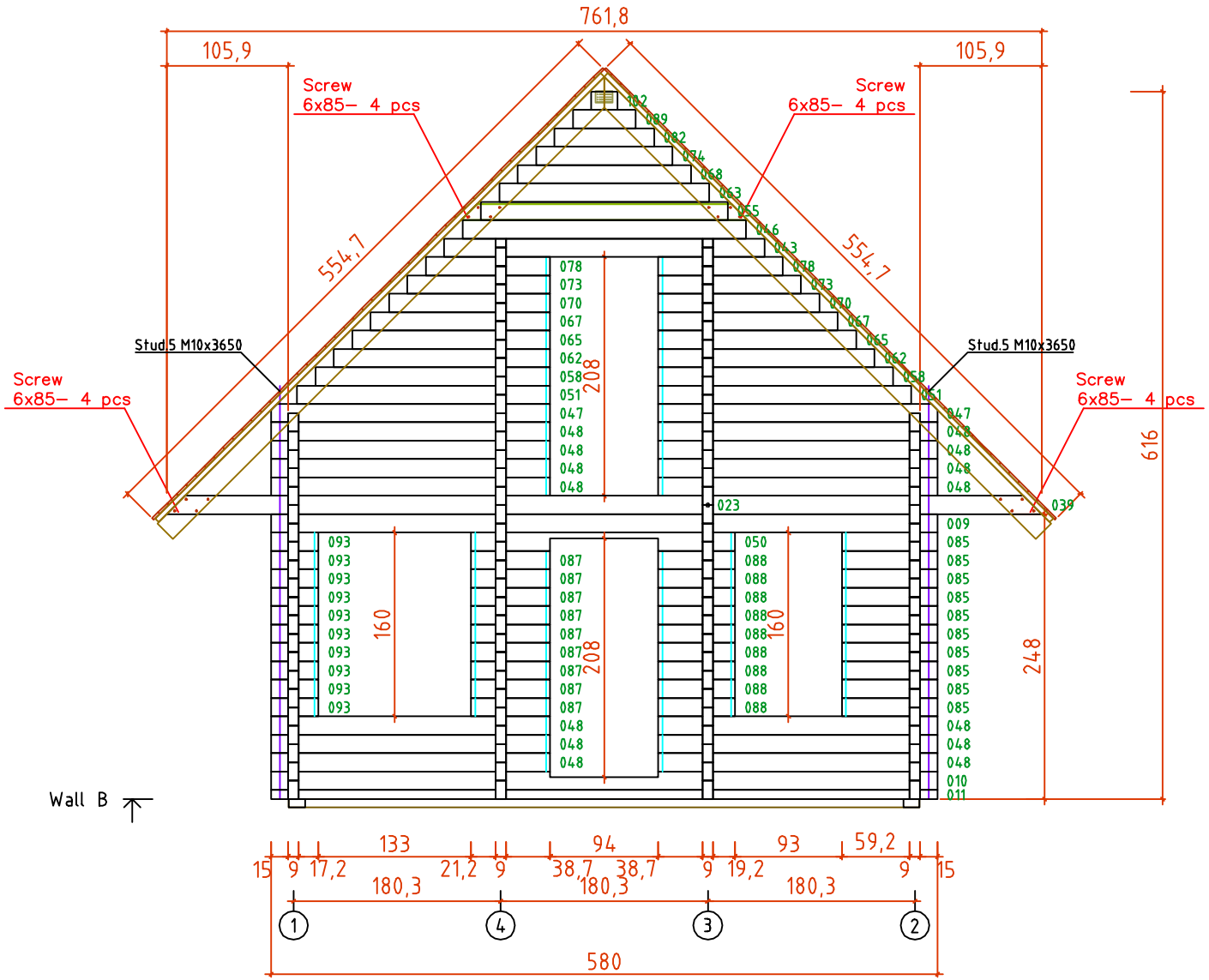

Code	Page 3	20.04.11.
Drawing WALL B		Scale 1:50
ASTEL AS	File Anders.dwg	

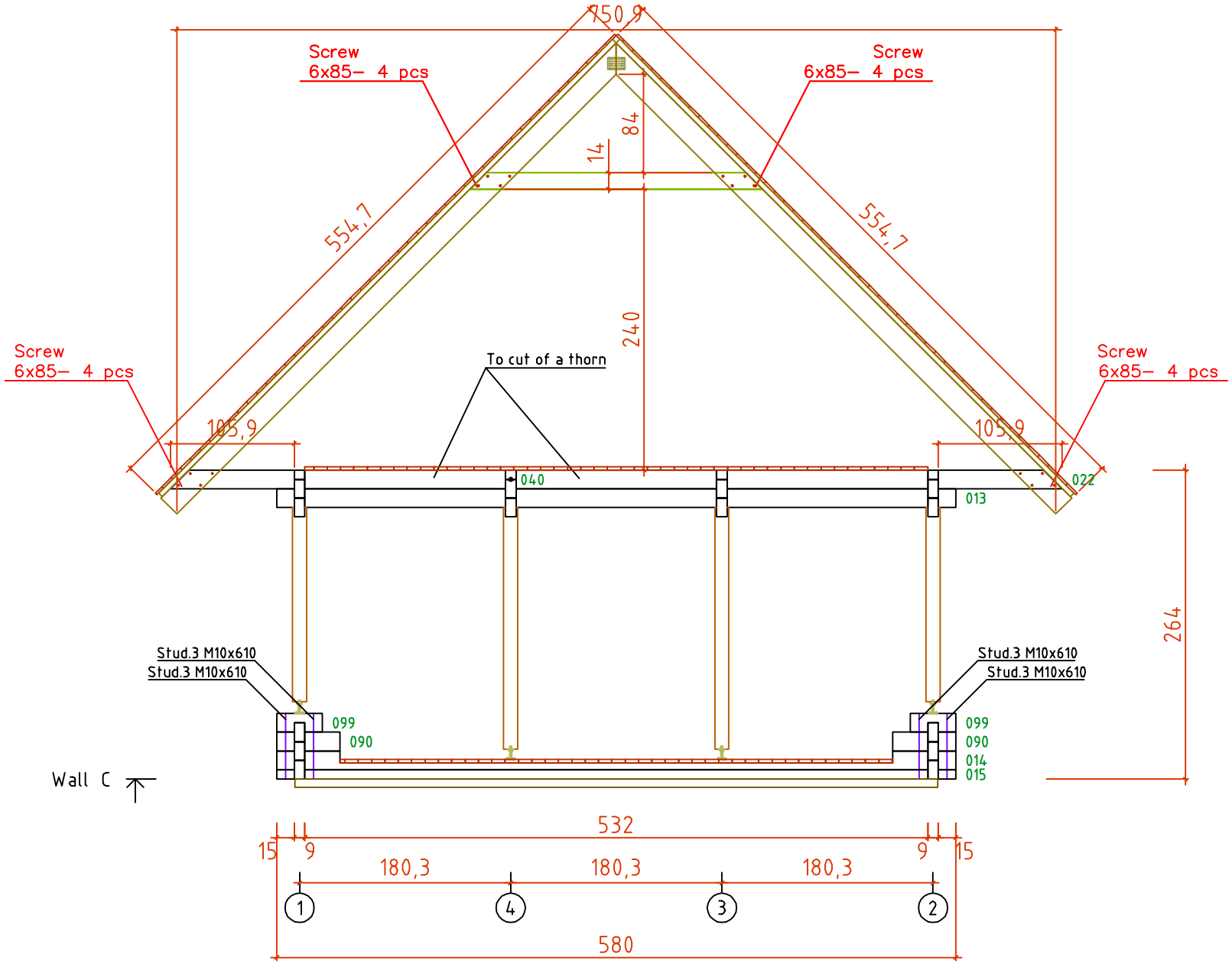

Code	Page 4	20.04.11.
Drawing WALL C		Scale 1:50
ASTEL AS	File Anders.dwg	

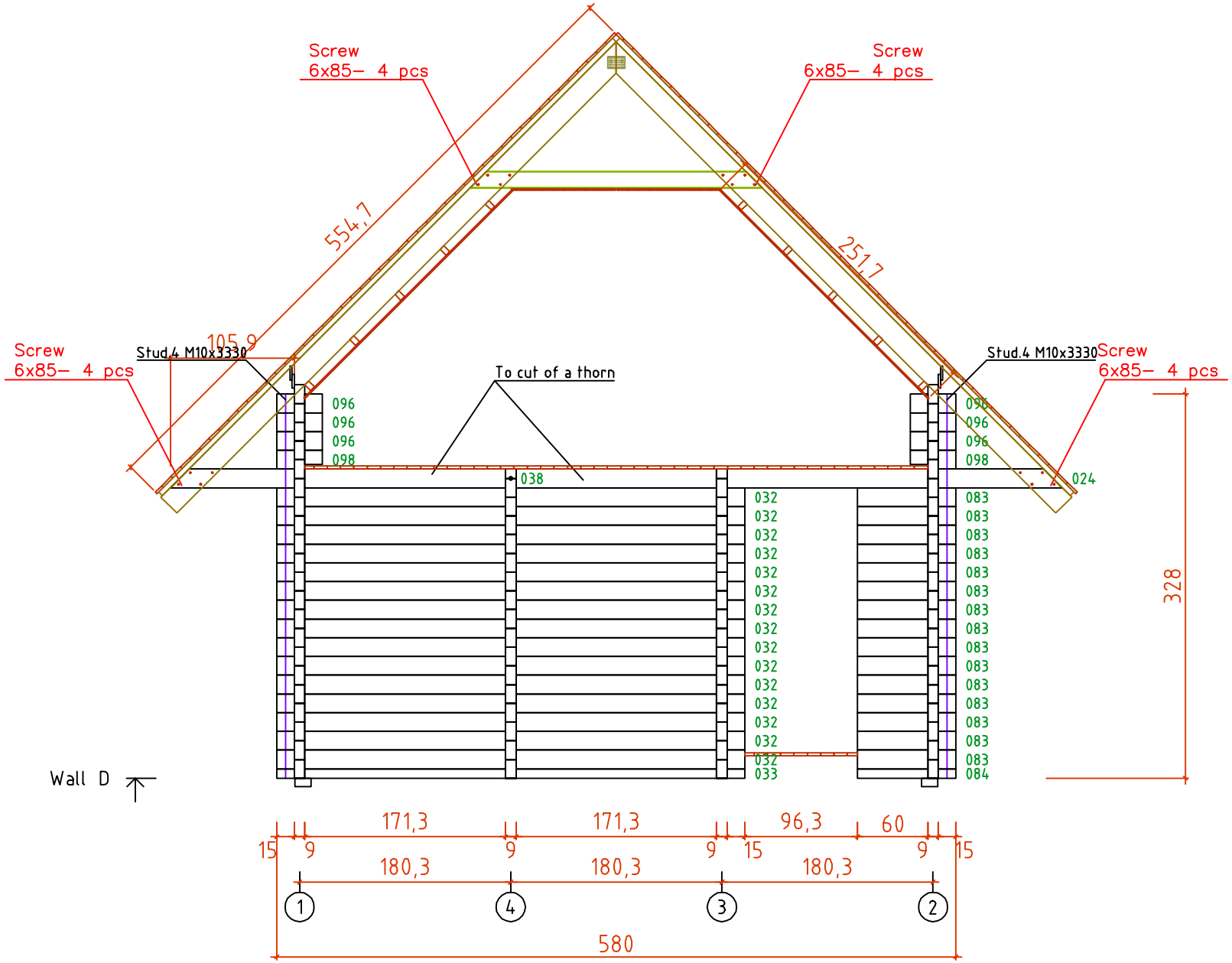

Code	Page 5	20.04.11.
Drawing WALL D		Scale 1:50
ASTEL AS	File Anders.dwg	

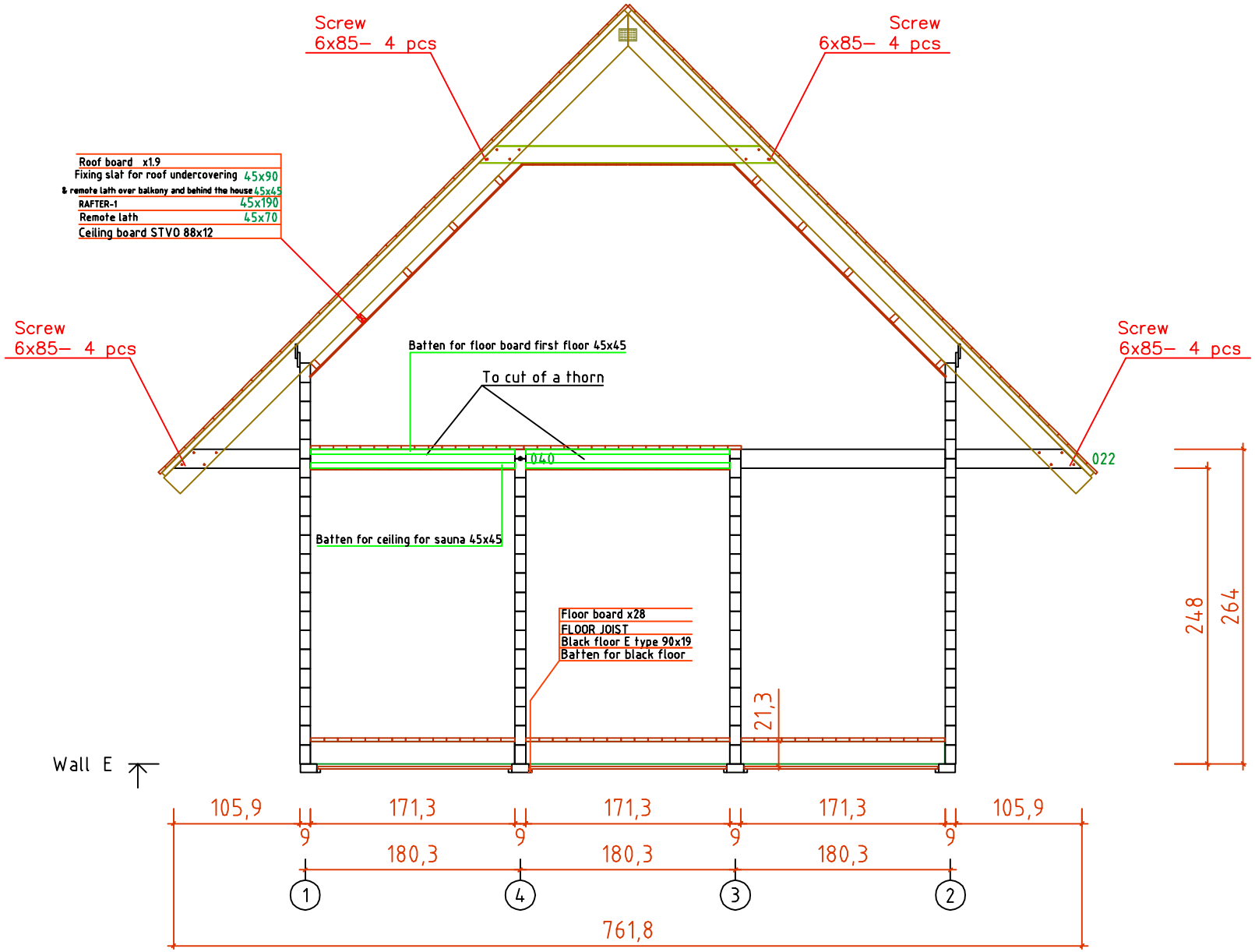

Code	Page 6	20.04.11.
Drawing WALL E		Scale 1:50
ASTEL AS	File Anders.dwg	

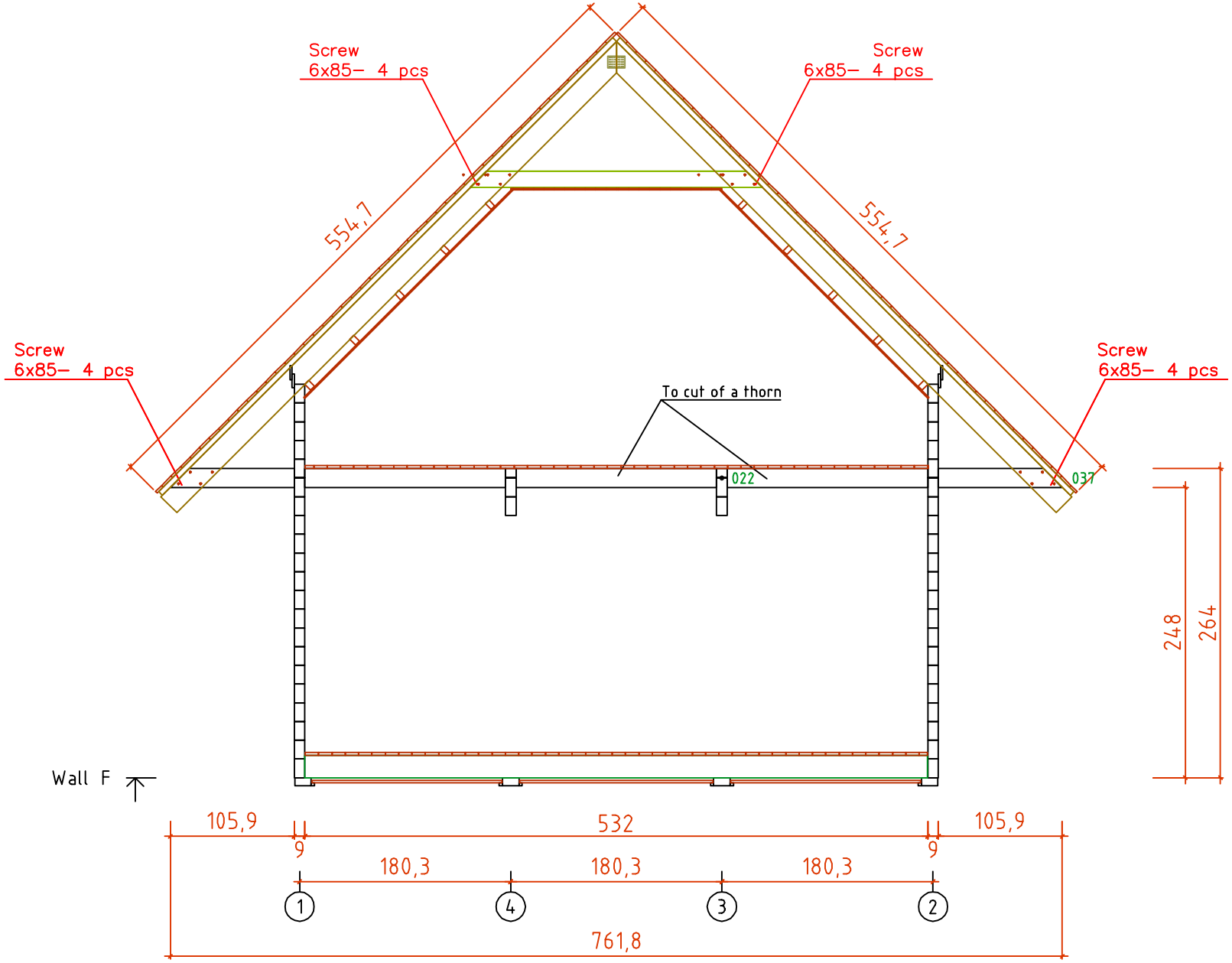

Code	Page 7	20.04.11.
Drawing WALL F		Scale 1:50
ASTEL AS	File Anders.dwg	

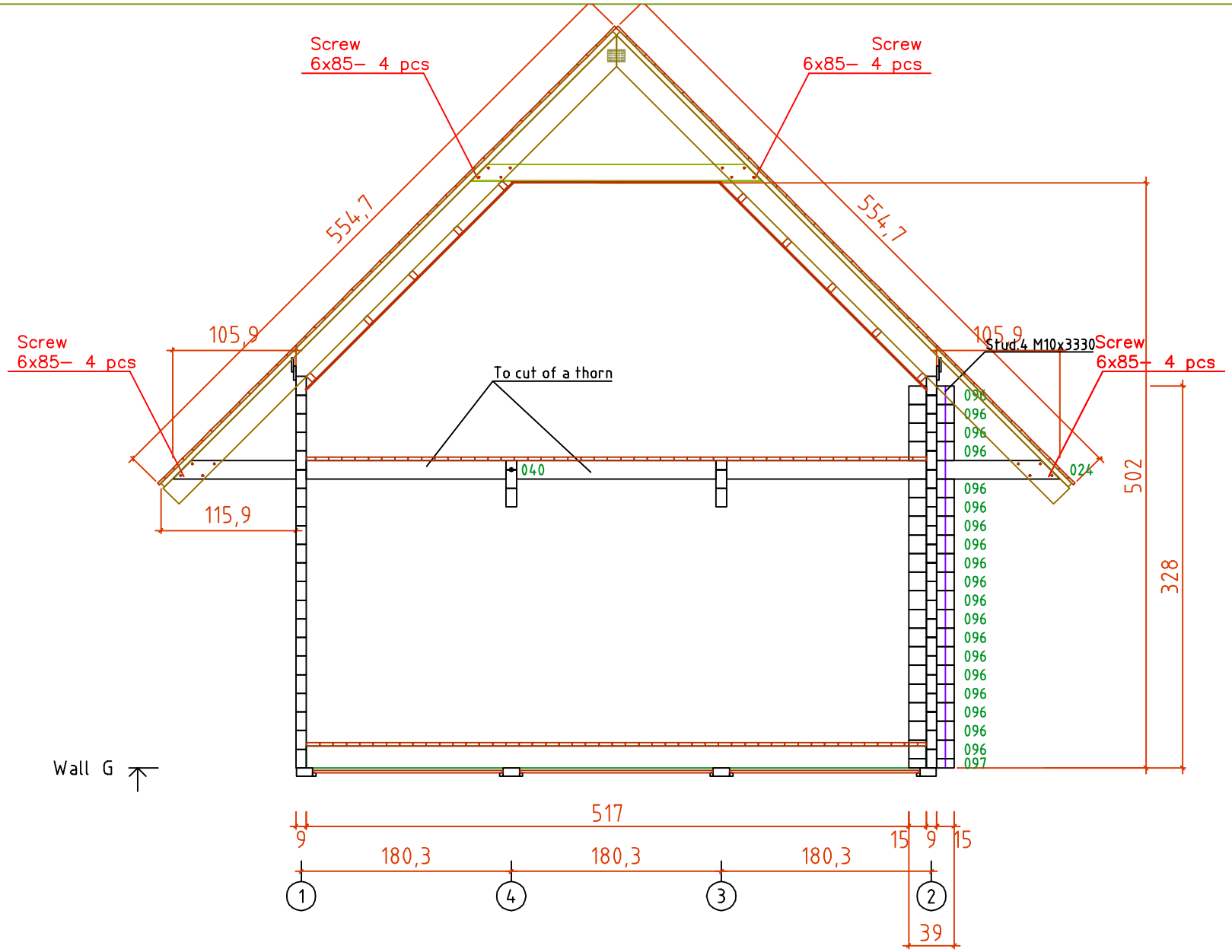

Code	Page 8	20.04.11.
Drawing WALL G		Scale 1:50
ASTEL AS	File Anders.dwg	

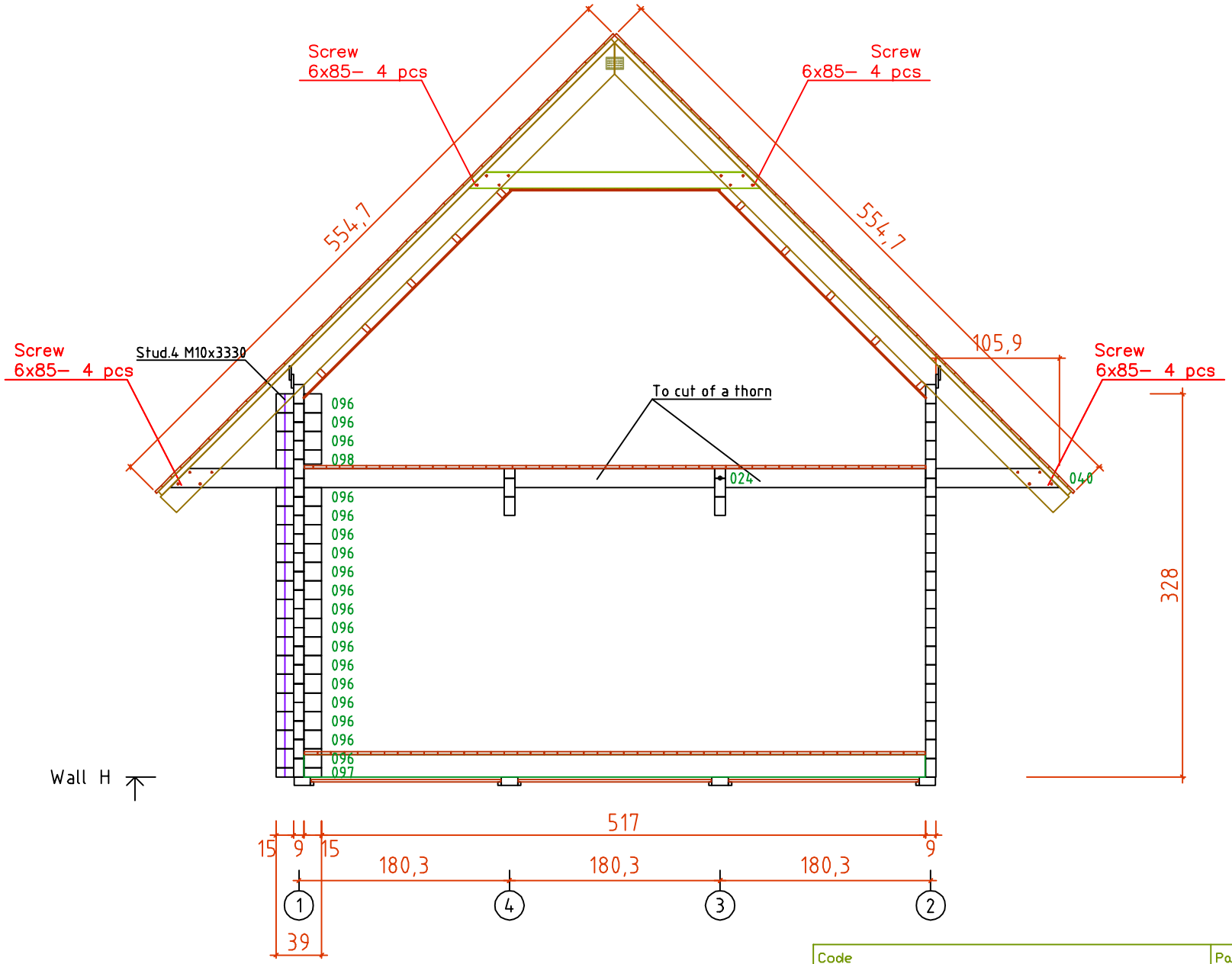

Code	Page 9	20.04.11.
Drawing WALL H		Scale 1:50
ASTEL AS	File Anders.dwg	

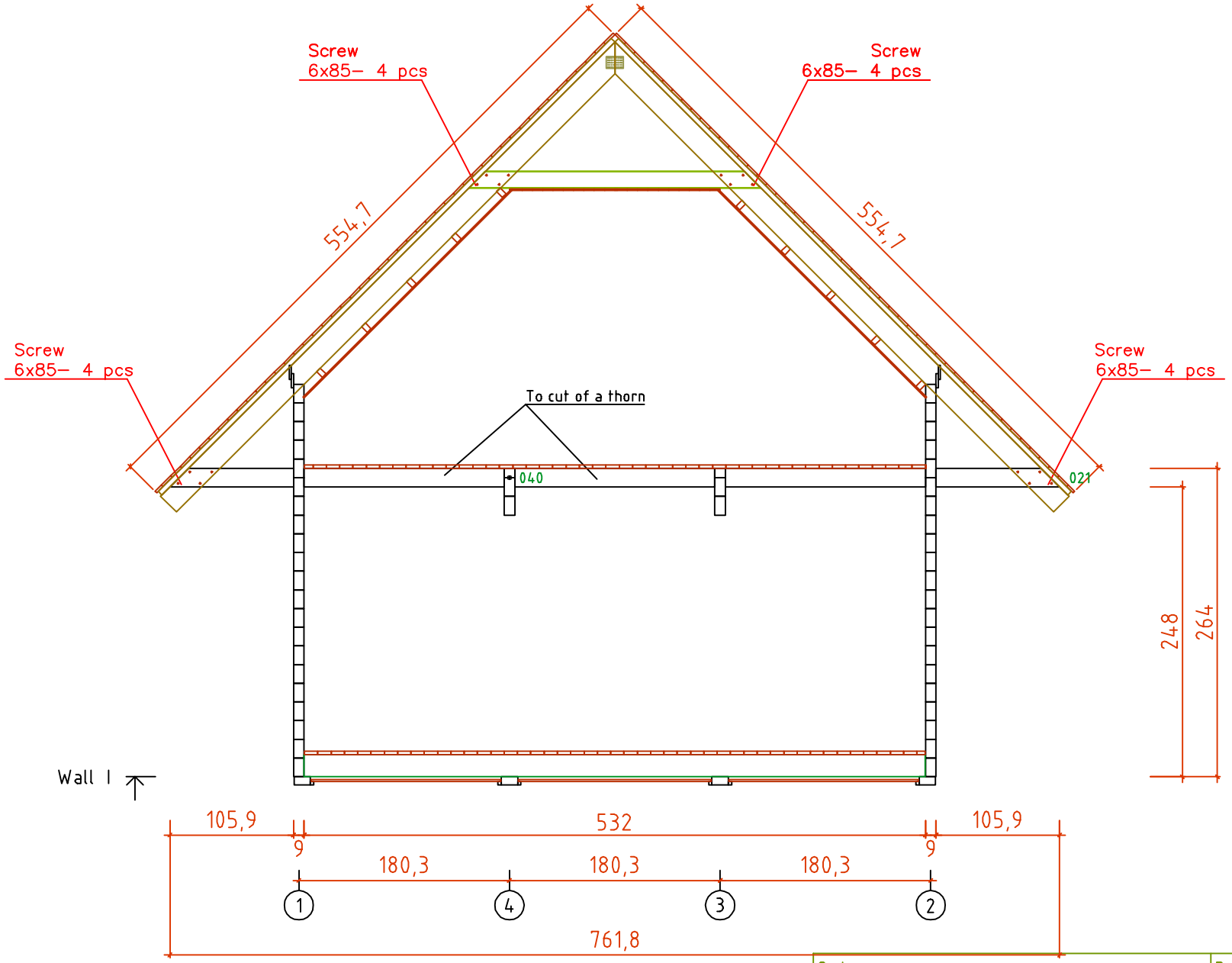

Code	Page 10	20.04.11.
Drawing WALL I		Scale 1:50
ASTEL AS	File Anders.dwg	

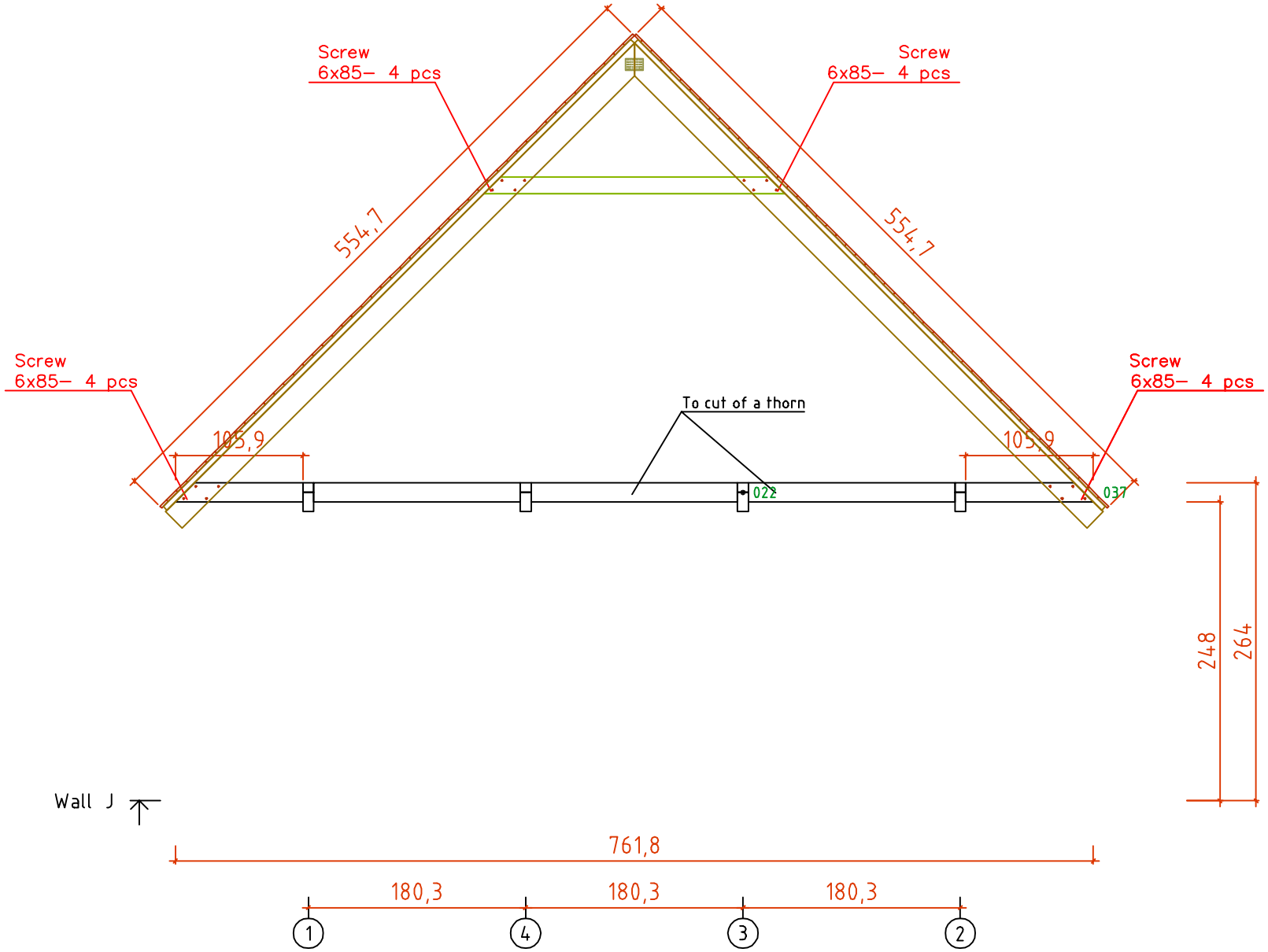

Code	Page 11	20.04.11.
Drawing WALL J		Scale 1:50
ASTEL AS	File Anders.dwg	

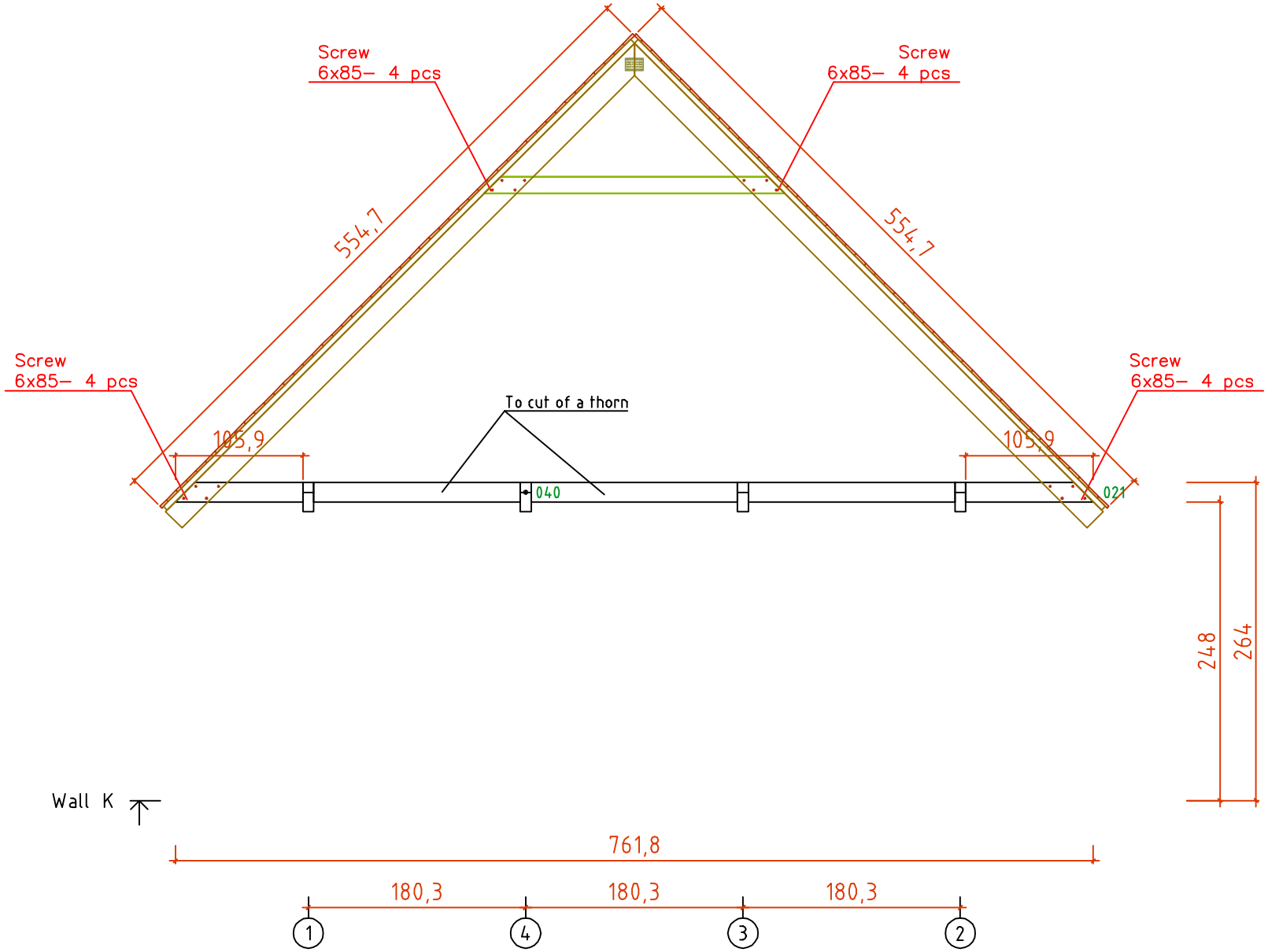

Code	Page 12	20.04.11.
Drawing WALL K		Scale 1:50
ASTEL AS	File Anders.dwg	

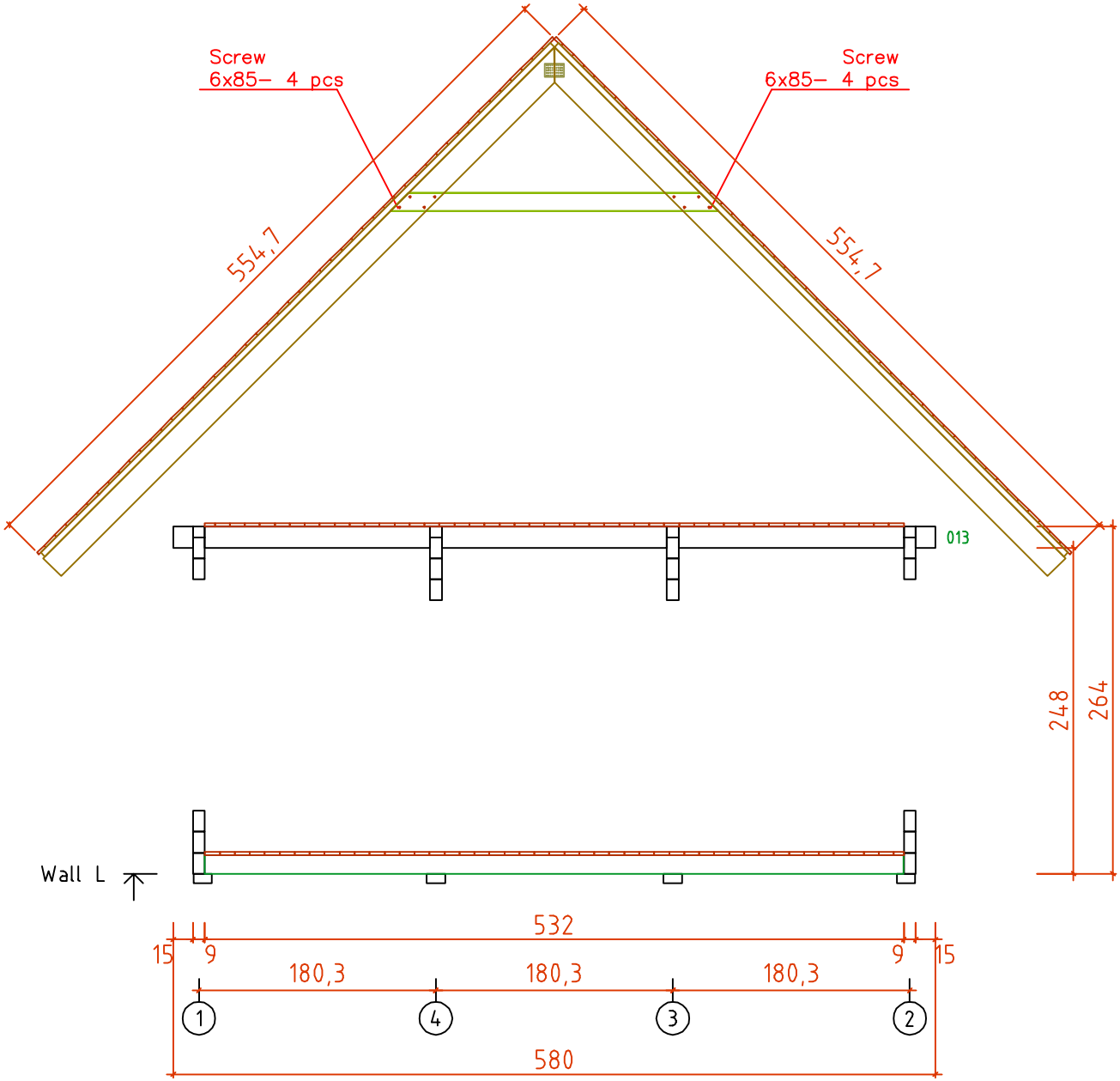

Code	Page 13	20.04.11.
Drawing WALL L		Scale 1:50
ASTEL AS	File Anders.dwg	

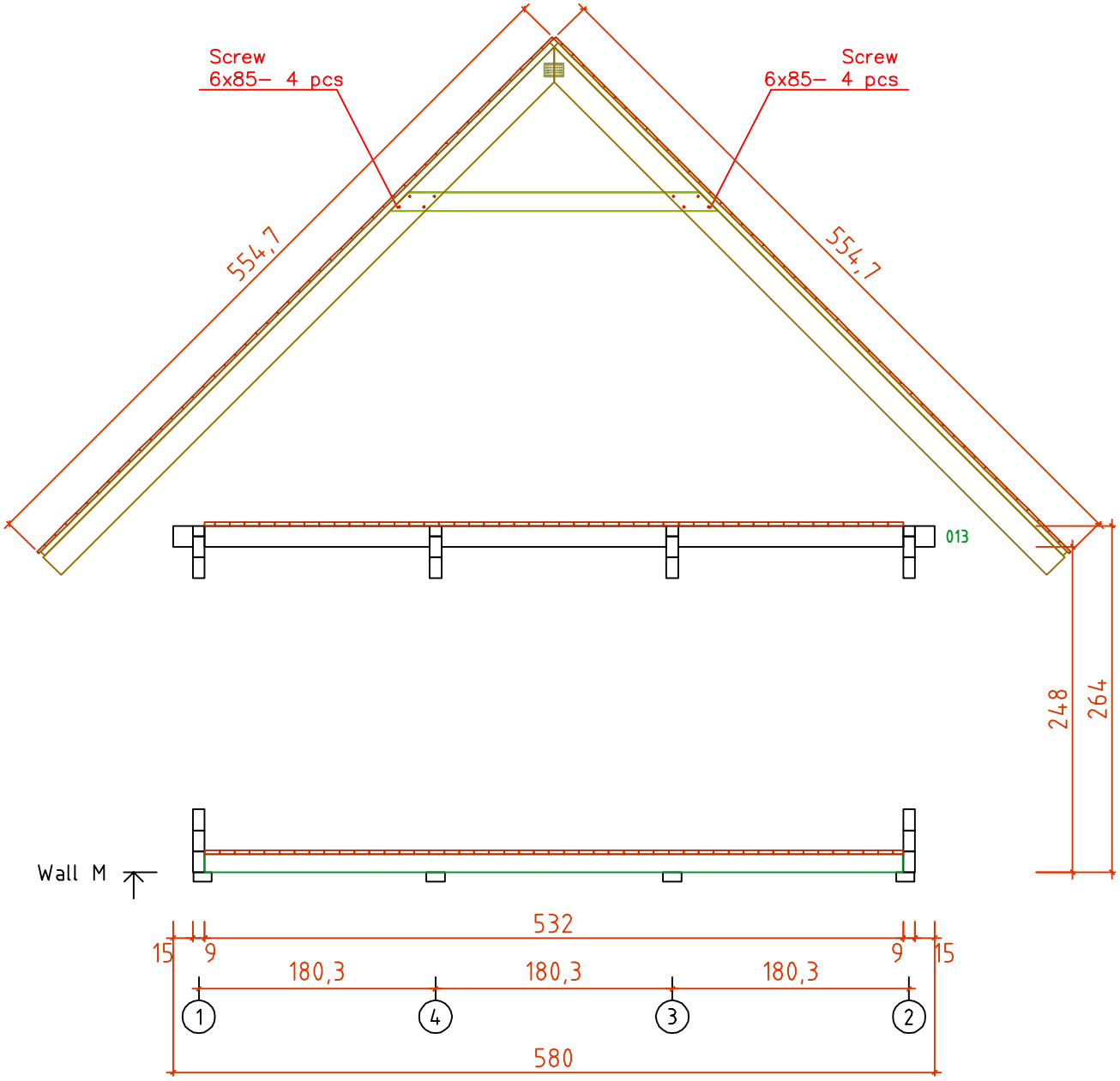

Code	Page 14	20.04.11.
Drawing WALL M		Scale 1:50
ASTEL AS	File Anders.dwg	

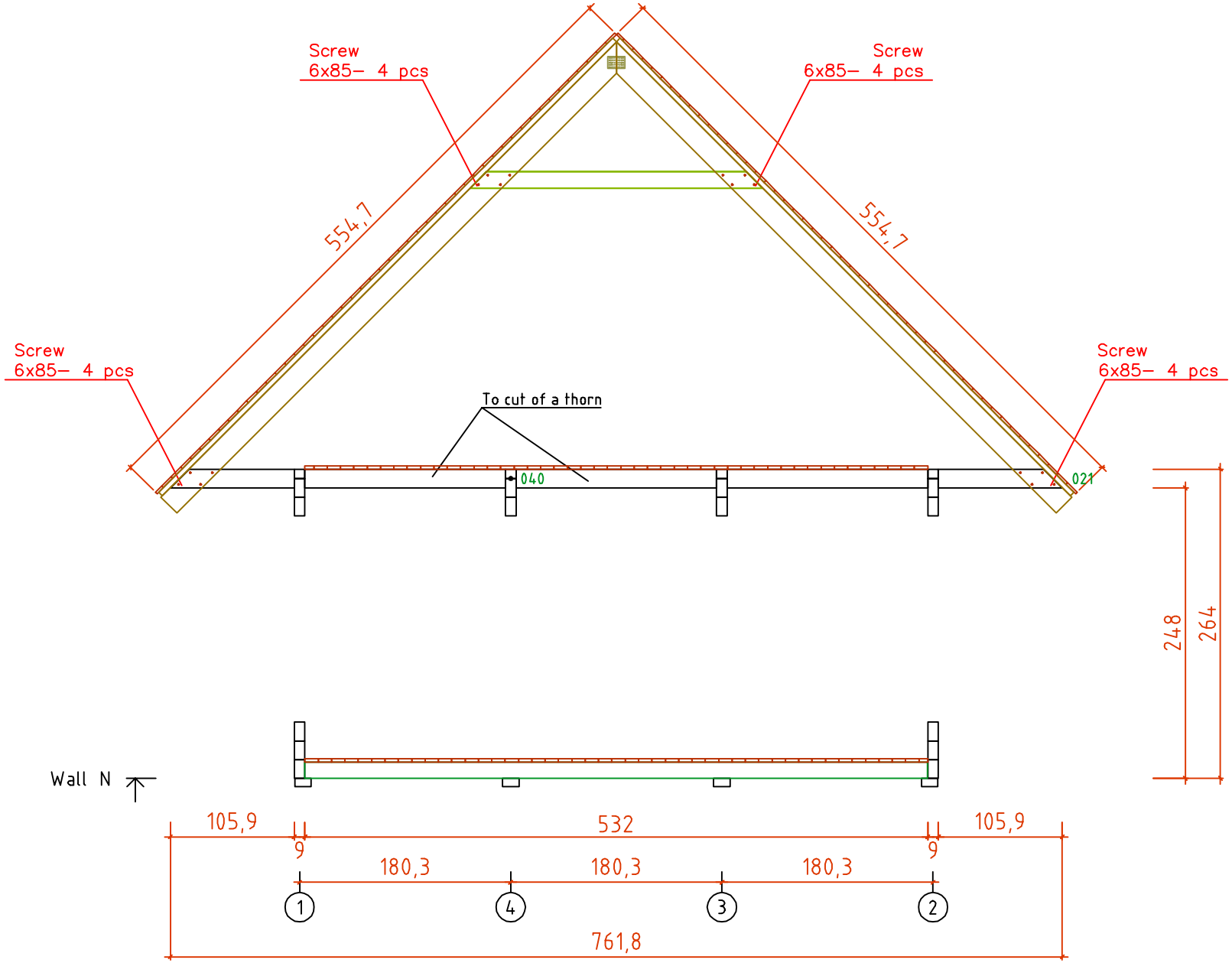

Code	Page 15	20.04.11.
Drawing WALL N		Scale 1:50
ASTEL AS	File Anders.dwg	

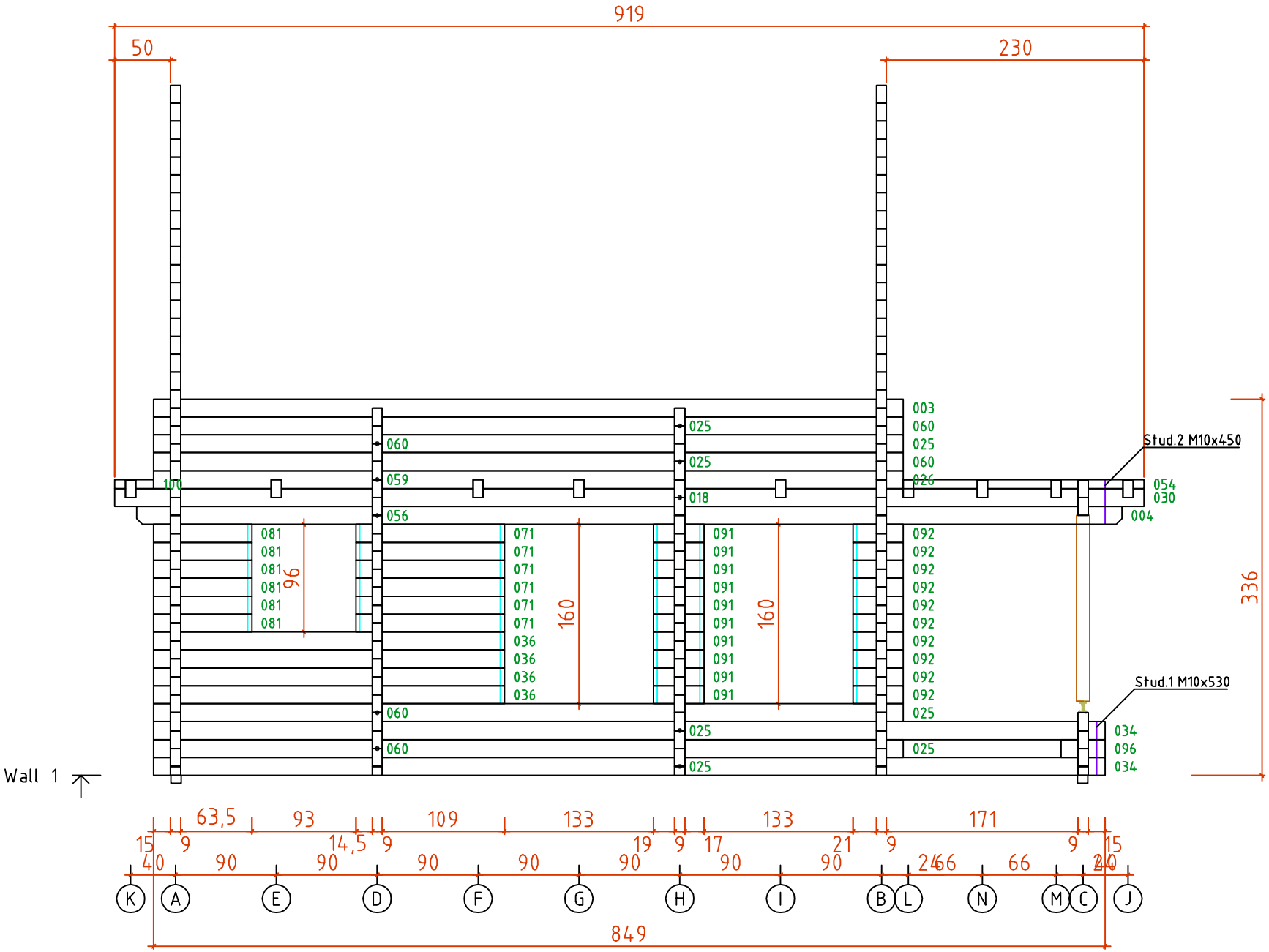

Code		Page 16	20.01.11.
Drawing WALL 1			Scale 1:50
ASTEL AS		File Anders.dwg	

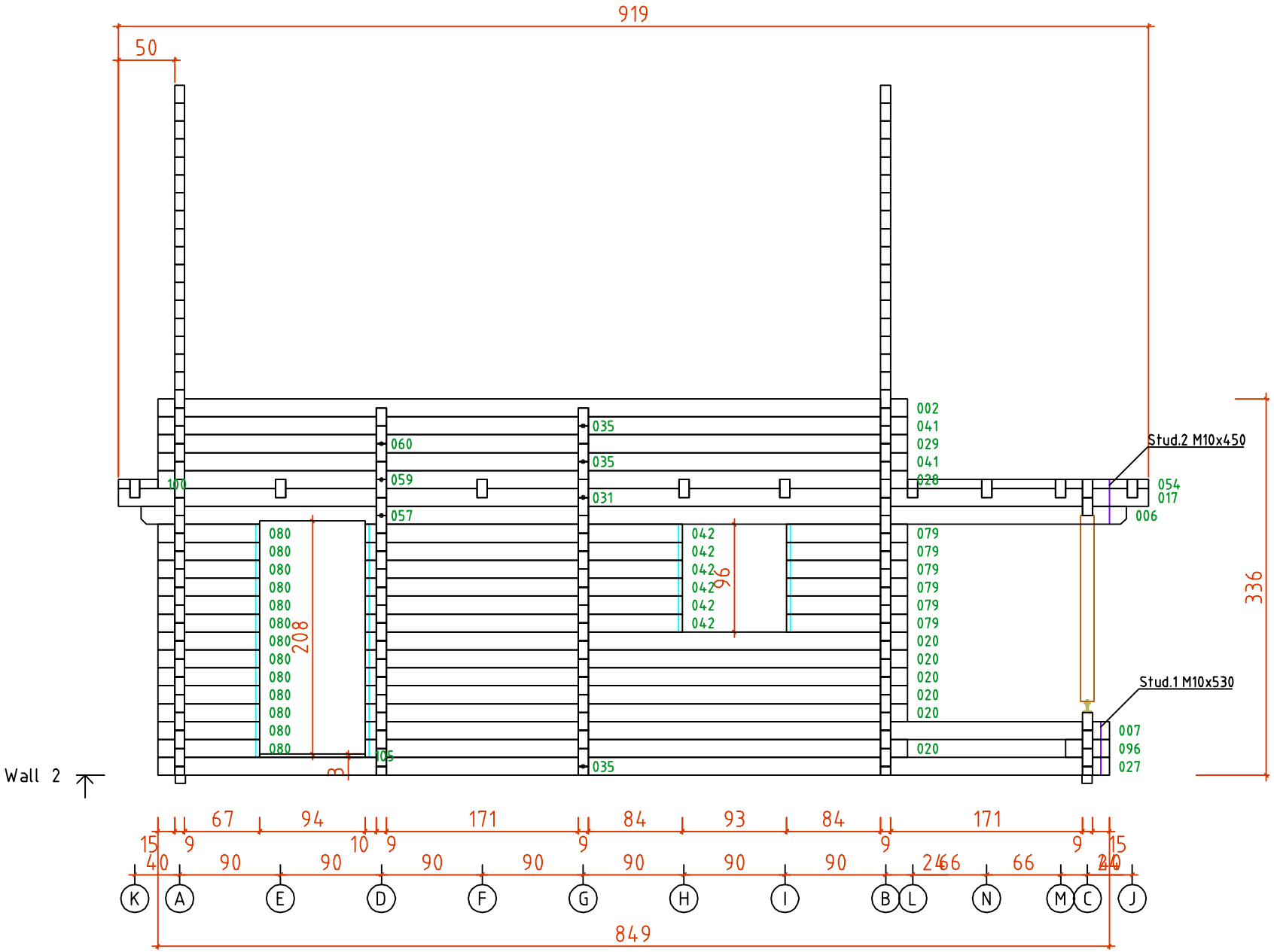

Code		Page 17	20.04.11.
Drawing WALL 2			Scale 1:50
ASTEL AS		File Anders.dwg	

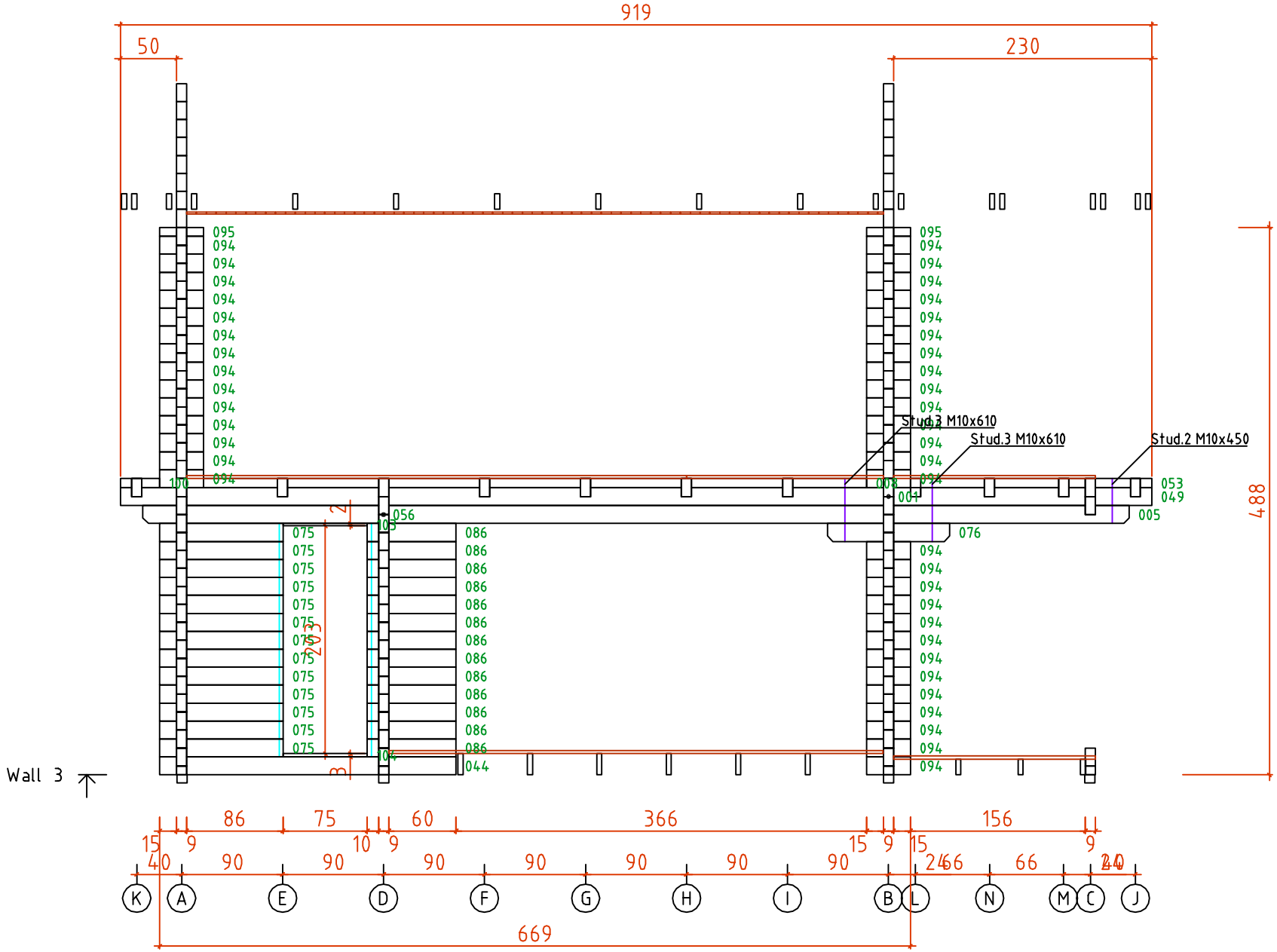

Code	Page 18	20.04.11.
Drawing WALL 3		Scale 1:50
ASTEL AS	File Anders.dwg	

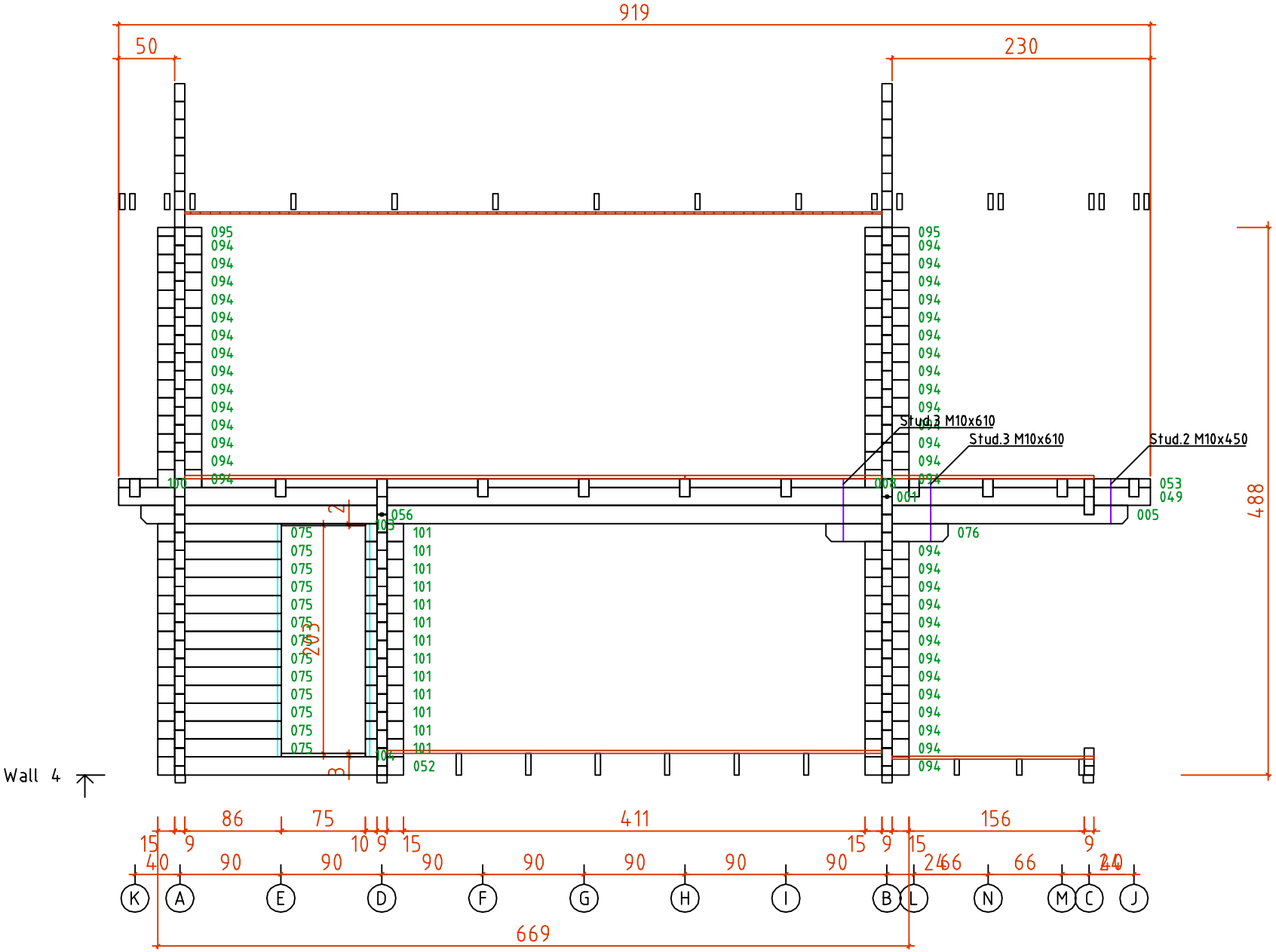

Code		Page 19	20.04.11.
Drawing WALL 4			Scale 1:50
ASTEL AS		File Anders.dwg	

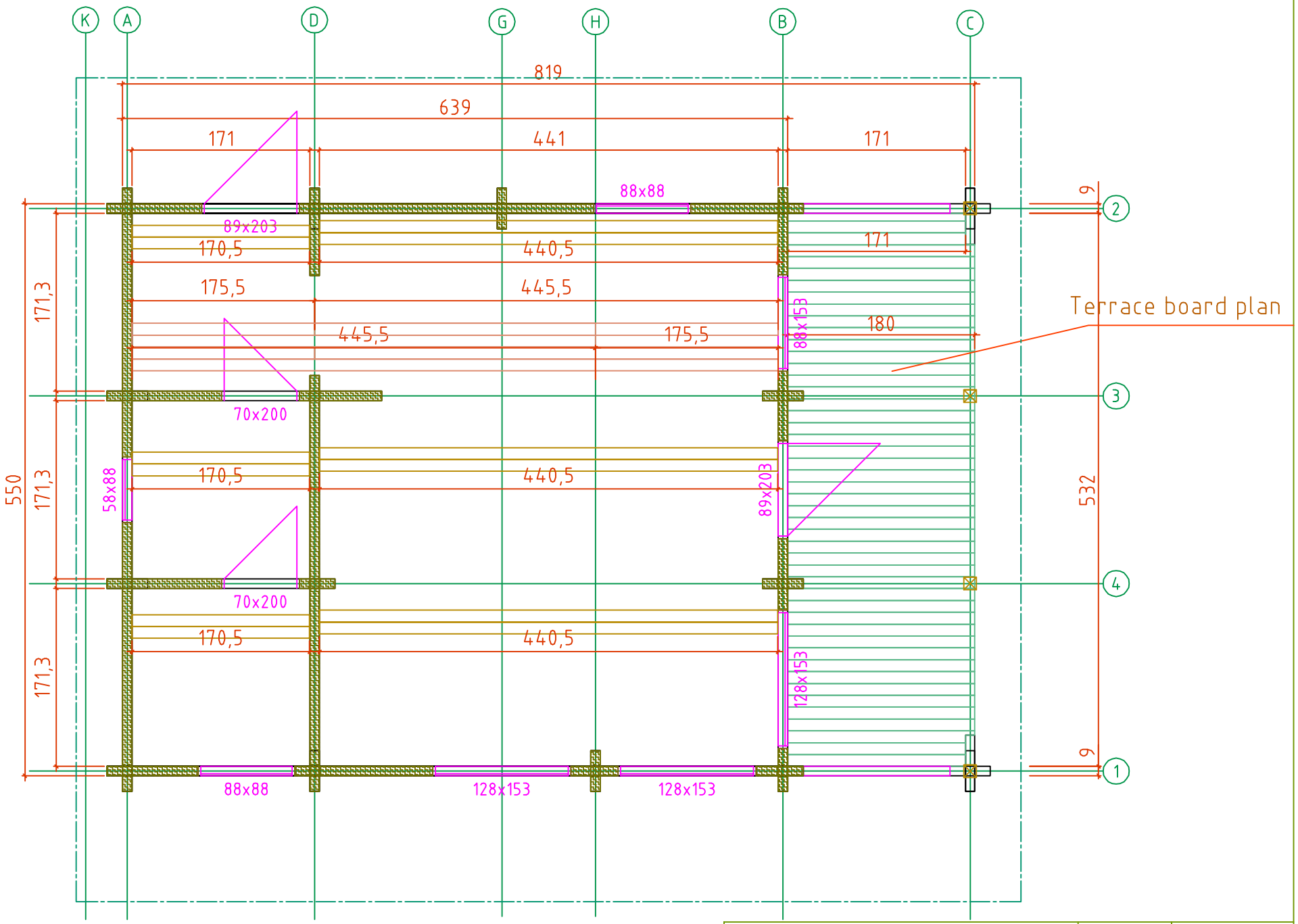

Ground floor boards. Plan

Code	Page 1/3	20.04.11.
Drawing 5.5x8.19/90		Scale 1:50
ASTEL AS	File Anders.dwg	

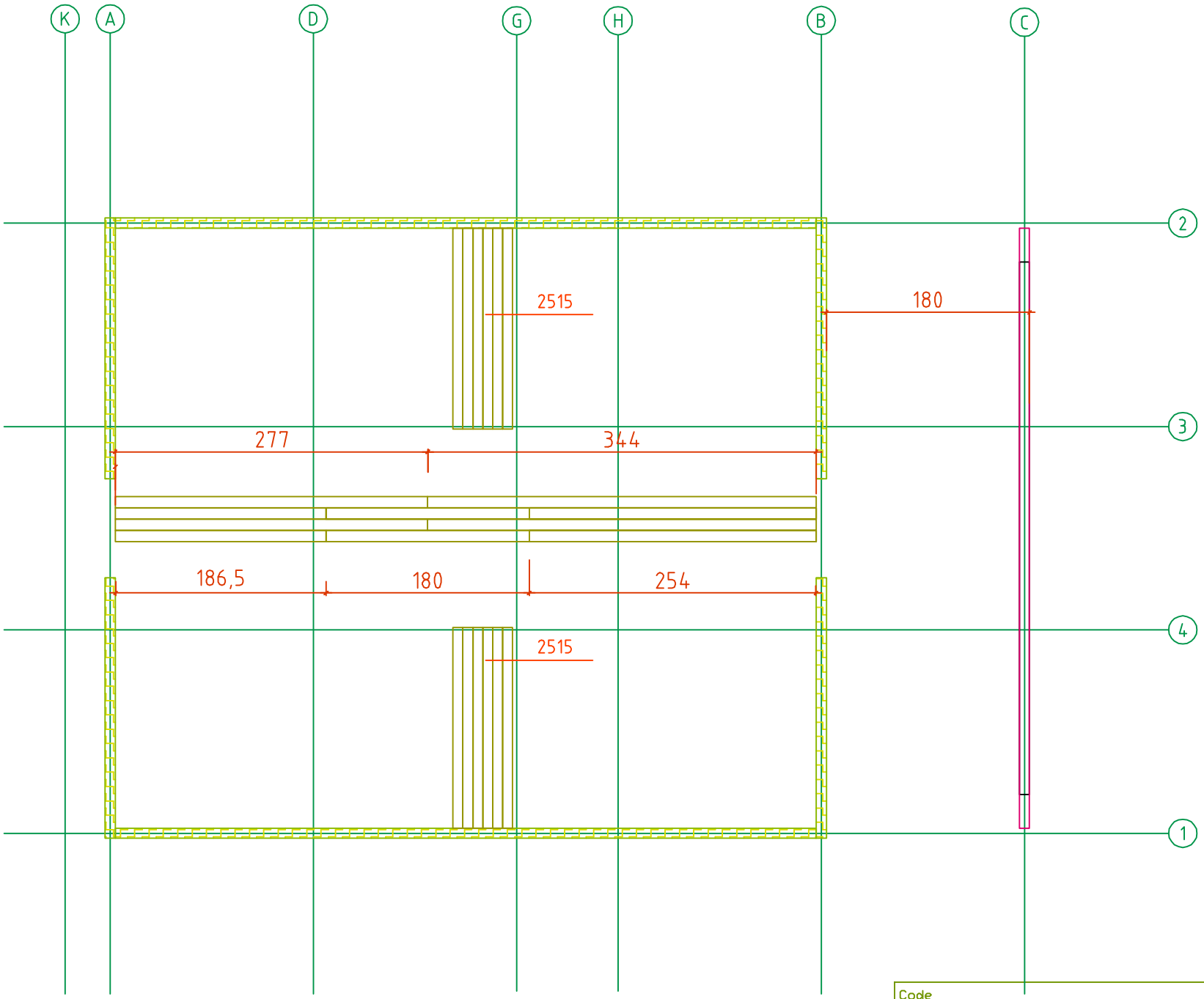

Ceiling boards Pplan

Code	Page 1/5	20.04.11.
Drawing 5.5x8.19/90		Scale 1:50
ASTEL AS	File Anders.dwg	

N	Drawing	Pc.	Profiil (mm)	Length (mm)
001	100 310 810 810 810 810 810 810 810	2	90x160	6845
002	150 1710 1710 2610 150	1	90x160	6690
003	150 1710 2610 1710 150	1	90x160	6690
004	300 1710 1710 2610	1	90x160	6645
005	300 1710 4410	2	90x160	6645
006	300 1710 2610 1710	1	90x160	6645
007	100 1710 2610 1710 150	1	90x160	6640
008	660 810 810 810 810 810 660	2	90x80	5910
009	150 1713 1713 1713 150	14	90x160	5800
010	150 1713 1713 1713 150	1	90x160	5800
011	150 1713 1713 1713 150	2	90x80	5800
012	150 1713 1713 1713 150	1	90x160	5800
013	150 1713 1713 1713 150	3	90x160	5800
014	150 5320 150	1	90x160	5800
015	150 5320 150	1	90x80	5800
016	1727 1713 1727	1	90x160	5348
017	100 310 150 570 570 150 810 810 810	1	90x160	5045
018	100 310 810 810 810 810 810	1	90x160	5045
019	1567 1713 1567	1	90x160	5028
020	100 1710 2610 150	6	90x160	4840
021	1059 1713 1713	3	90x160	4711
022	1059 1713 1713	4	90x160	4710
023	1059 1713 1713	2	90x160	4710
024	1059 1713 1713	3	90x160	4710
025	150 1710 2610	7	90x160	4695

Kood	Materjal	File Anders.dwg	Leht 1/10

N	Drawing	Pc.	Profiil (mm)	Length (mm)
026	150 810 810 810 810 810	1	90x160	4695
027	150 1710 2610	1	90x160	4695
028	150 810 810 810 810 810	1	90x160	4695
029	150 2610 1710	1	90x160	4695
030	100 310 150 570 570 150 810 810	1	90x160	4145
031	100 310 810 810 810 810	1	90x160	4145
032	150 1713 1713 150	15	90x160	3997
033	150 1713 1713 150	1	90x80	3997
034	150 1710 1710	2	90x160	3795
035	150 1710 1710	3	90x160	3795
036	150 1710 1090	4	90x160	3130
037	1059 1713	2	90x160	2907
038	1059 1713	1	90x160	2907
039	1059 1713	2	90x160	2907
040	1059 1713	7	90x160	2907
041	150 2610	2	90x160	2895
042	100 1710 840	6	90x160	2830
043	447 1713 447	2	90x160	2788
044	150 1710 600	1	90x160	2640
045	542 1713 150	12	90x160	2585
046		2	90x160	2468
047	387 1713 150	2	90x160	2430
048	387 1713 150	14	90x160	2430
049	100 310 150 570 570 150	2	90x160	2345
050	212 1713 192	1	90x160	2297

Kood	Materjal	File Anders.dwg	Leht 2/10

N	Drawing	Pc.	Profiil (mm)	Length (mm)
051	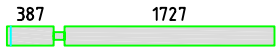	2	90x160	2204
052	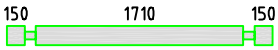	1	90x160	2190
053	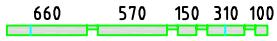	2	90x80	2150
054	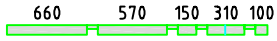	2	90x80	2150
055		2	90x160	2148
056	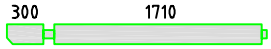	3	90x160	2145
057	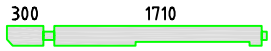	1	90x160	2145
058	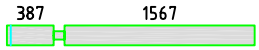	2	90x160	2044
059		2	90x160	1995
060	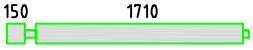	6	90x160	1995
061	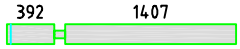	2	90x160	1889
062	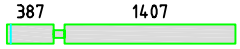	2	90x160	1884
063		2	90x160	1828
064	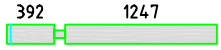	2	90x160	1729
065	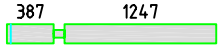	2	90x160	1724
066	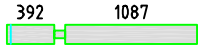	2	90x160	1569
067	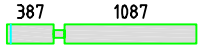	2	90x160	1564
068		2	90x160	1508
069	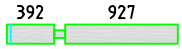	2	90x160	1409
070	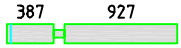	2	90x160	1404
071	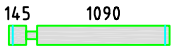	6	90x160	1325
072	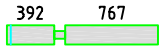	2	90x160	1249
073	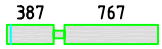	2	90x160	1244
074		2	90x160	1188
075		26	90x160	1100

Kood	Materjal	File Anders.dwg	Leht 3/10

N	Drawing	Pc.	Profiil (mm)	Length (mm)
076	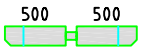	2	90x160	1090
077	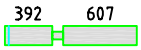	2	90x160	1089
078	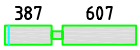	2	90x160	1084
079	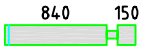	6	90x160	1080
080	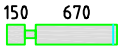	13	90x160	910
081	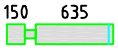	6	90x160	875
082		2	90x160	868
083	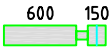	15	90x160	840
084		1	90x80	840
085		10	90x160	832
086		13	90x160	790
087		9	90x160	688
088		9	90x160	668
089		2	90x160	548
090		2	90x160	540
091		10	90x160	450
092		10	90x160	450
093		10	90x160	412
094		82	90x160	390
095		4	90x80	390
096		45	90x160	390
097		2	90x80	390
098		3	90x160	390
099		2	90x160	390
100		4	90x80	350

Kood	Materjal	File Anders.dwg	Leht 4/10

N	Drawing	Pc.	Profiil (mm)	Length (mm)
101	100150	13	90x160	340
102		2	90x160	228
103		2	90x20	750
104		2	90x30	750
105		1	90x30	940
GF4	Ground frame	2	140x70	4450
GF6	Ground frame	2	140x70	4410
GF3	Ground frame	2	140x70	3550
GF7	Ground frame	2	140x70	1705
GF5	Ground frame	2	140x70	1705
GF1	Ground frame	2	90x70	5490
GF2	Ground frame	2	90x70	5210
R-11	RAFTER-1	28	45x190	5500
Cb1	Collar beams	18	45x140	2498
FJ3	FLOOR JOIST	6	45x190	5320
FJ2	FLOOR JOIST	6	45x190	1713
FJ1	FLOOR JOIST	12	45x190	1713
FJ6	FLOOR JOIST	3	45x140	5320
FJ5	FLOOR JOIST	1	45x140	1713
FJ4	FLOOR JOIST	2	45x140	1713
1	Board for insulation	24	19x120	855
2	Board for insulation	4	19x120	720
2	Batten for black floor	6	28x28	4410
1	Batten for black floor	6	28x28	1705
1	Batten for floor board first floor	5	45x45	1713

Kood	Materjal	File Anders.dwg	Leht 5/10

N	Drawing	Pc.	Profiil (mm)	Length (mm)
1	Batten for ceiling	4	45x45	1713
61	Remote lath-1	12	45x45	5500
61	Fixing slat for roof undercovering	16	90x45	5500
2	Supporting post	2	120x120	2060
1	Supporting post	2	120x120	1660
S.r1	Support for rafter	2	90x90	658
S.r2	Support for rafter	2	45x90	658
S.r3	Support for rafter	4	45x90	445
T.5	Tender for door and window	10	19x90	2000
T.3	Tender for door and window	8	19x90	1520
T.2	Tender for door and window	8	19x90	880
T.6	Tender for door and window	10	19x25	2000
T.4	Tender for door and window	8	19x25	1520
T.1	Tender for door and window	8	19x25	880
Bl4	Balustrade	5	120x19	5320
Bl2	Balustrade	4	90x90	860
Bl3	Balustrade	2	45x90	5320
Bl1	Balustrade	2	45x90	860
Brl3	Balustrade R_L	6	120x19	2226
Brl1	Balustrade R_L	8	90x90	658
Brl2	Balustrade R_L	4	45x90	2226
Bst6	Balustrade for stairs	4	120x19	1653
Bst9	Balustrade for stairs	4	120x19	901
Bst1	Balustrade for stairs	1	90x90	855
Bst10	Balustrade for stairs	1	45x90	1518

Kood	Materjal	File Anders.dwg	Leht 6/10

N	Drawing	Pc.	Profiil (mm)	Length (mm)
Bst5	Balustrade for stairs	1	45x90	1509
Bst8	Balustrade for stairs	1	45x90	901
Bst4	Balustrade for stairs	2	45x90	855
Bst11	Balustrade for stairs	1	45x90	811
Bst2	Balustrade for stairs	3	45x90	810
Bst3	Balustrade for stairs	1	45x90	775
Bst7	Balustrade for stairs	1	45x90	381
	Inside floor ground floor	9 12	114x28 88x28	4455
	Inside floor ground floor	47 61	114x28 88x28	4405
	Inside floor ground floor	9 12	114x28 88x28	1755
	Inside floor ground floor	36 47	114x28 88x28	1705
	Inside floor first flor	16 21	114x28 88x28	4500
	Inside floor first flor	32 42	114x28 88x28	4455
	Inside floor first flor	32 42	114x28 88x28	1755
	Terrace board	43	114x28	1800
	Terrace board	4	114x28	1710
	Balcony board	47	114x28	1800
	Black floor	68	90x19	1653
	Black floor	136	90x19	1623
	Remote lath	10	45x70	3623
	Remote lath	5	45x70	3488
	Remote lath	5	45x70	3488
	Roof board	49 64	114x19 88x19	4980
	Roof board	49 64	114x19 88x19	4210
	Roof board	49 64	114x19 88x19	3605

Kood	Materjal	File Anders.dwg	Leht 7/10

N	Drawing	Pc.	Profiil (mm)	Length (mm)
	Roof board	49 64	114x19 88x19	3175
	Roof board	49 64	114x19 88x19	2410
	Ceiling board 8.8x1.2 STVO	11	88x12	3440
	Ceiling board 8.8x1.2 STVO	11	88x12	2770
	Ceiling board 8.8x1.2 STVO	11	88x12	2540
	Ceiling board 8.8x1.2 STVO	142	88x12	2515
	Ceiling board 8.8x1.2 STVO	11	88x12	1865
	Ceiling board 8.8x1.2 STVO	11	88x12	1800
	CEILING for sauna	40	88x12	1705
	Baseboard 19x35		19x35	127.94
	Roof decor 1.9x12	2	19x120	2355
	Roof decor 1.9x12	2	19x120	3120
	Roof decor 1.9x12	2	19x120	3605
	Roof decor 1.9x12	2	19x120	4157
	Roof decor 1.9x12	2	19x120	4923
	Roof decor 1.9x12	8	19x120	5747
	Fixing corner 90x90x65	80		
	Fixing plate 100x150	28		
	SUPPORT M20	4		
	M10x 3650	4 ps.		
	M10x 3330	4 ps.		
	M10x 610	8 ps.		
	M10x 530	2 ps.		
	M10x 450	4 ps.		
	M12	22 ps.		
	M12	x22 ps.		
	M12	8 ps.		

Kood	Materjal	File Anders.dwg	Leht 8/10

Support for rafter

2 pcs.

Balustrade

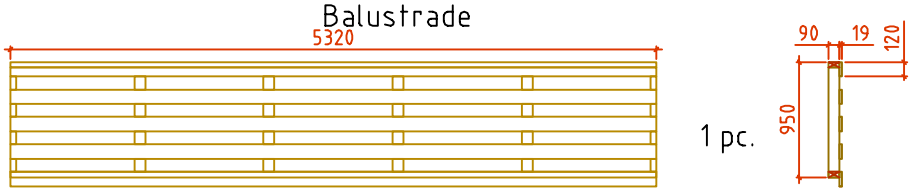

1 pc.

Balustrade R_L

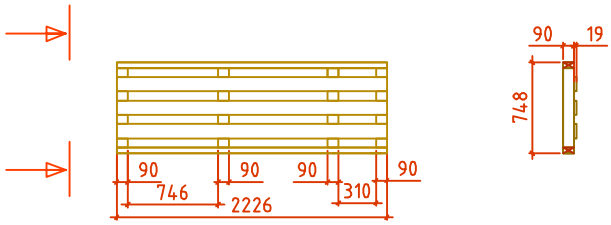

1+1 pc.

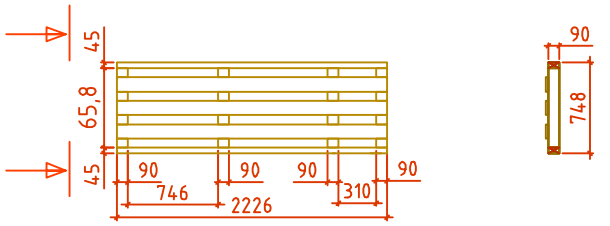

Balustrade for stairs

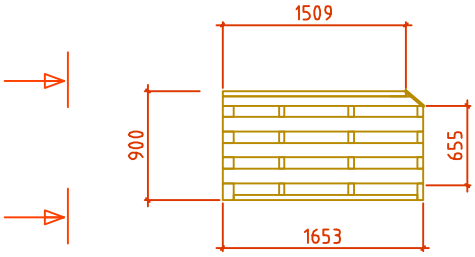

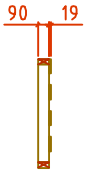

1 pc.

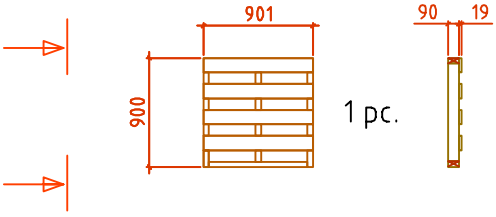

1 pc.

Stairs

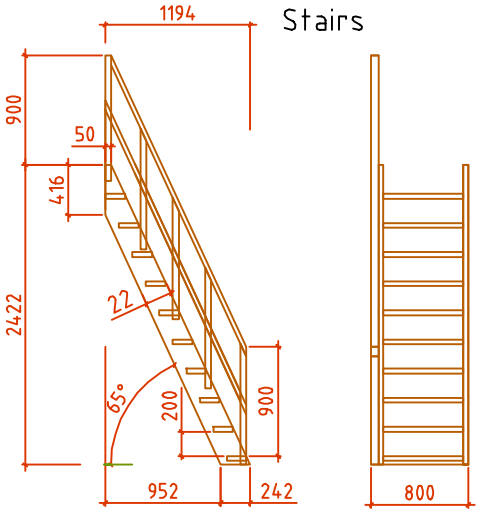

1 pc.

Kood	Materjal	File Anders.dwg	Leht 9/10

External doors



890x2030
2 pcs/ 2-R

External doors
(for balcone)

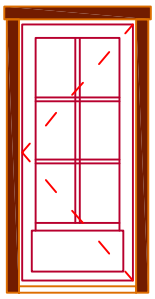

890x2030
1 pc/ 1-R

Inside doors

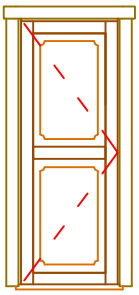

700x2000
1 pc/ 1-L

Inside doors

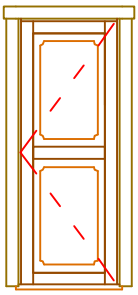

700x2000
1 pc/ 1-R

Windows



1280x1530

3 pcs/ 3-R

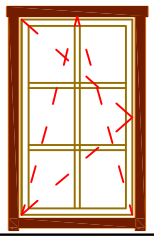

880x1530

1 pc/ 1-L



3 pcs/ -3L
880x880

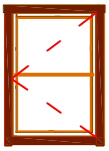

580x880
1 pc/ 1-R

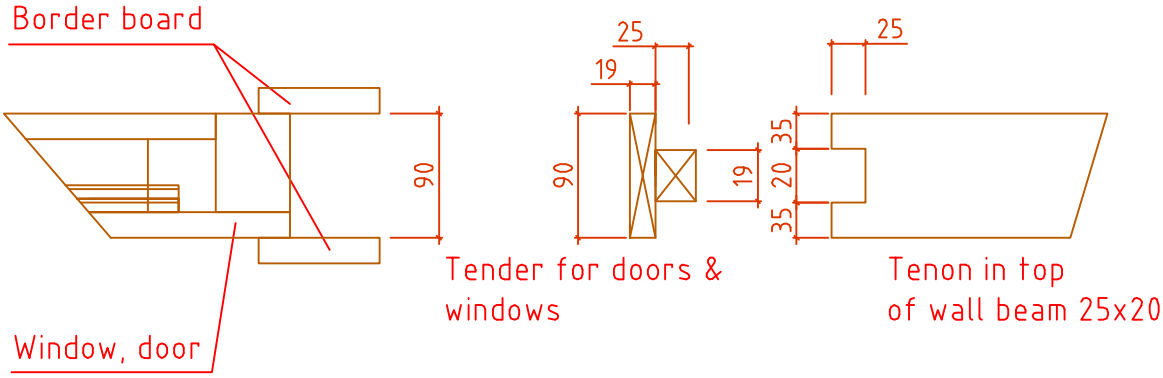

Kood	Materjal	File Anders.dwg	Leht 10/10