

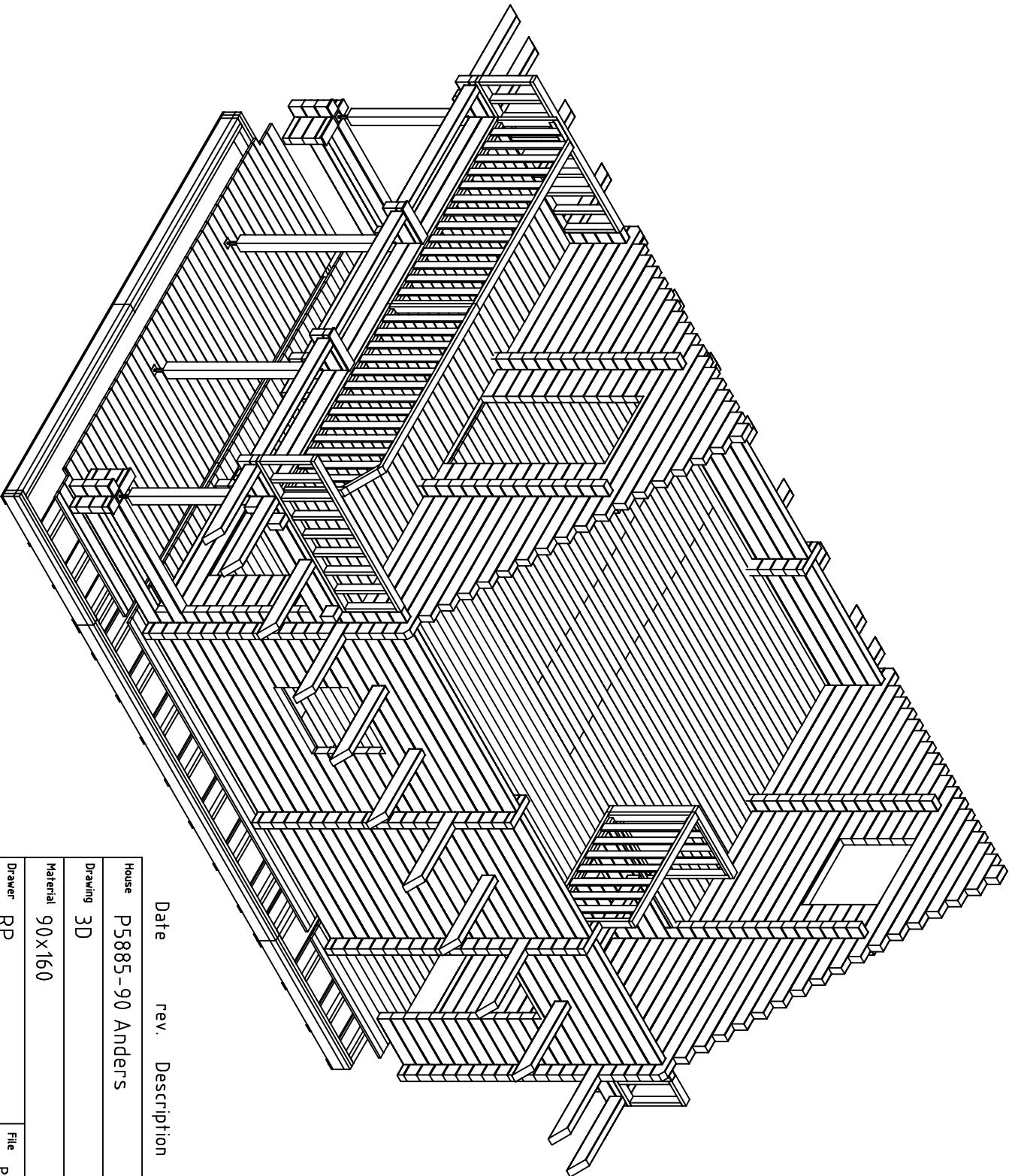
Date rev. Description

House	P5885-90 Anders	Sheet	1
-------	-----------------	-------	---

Drawing	3D	Scale	
---------	----	-------	--

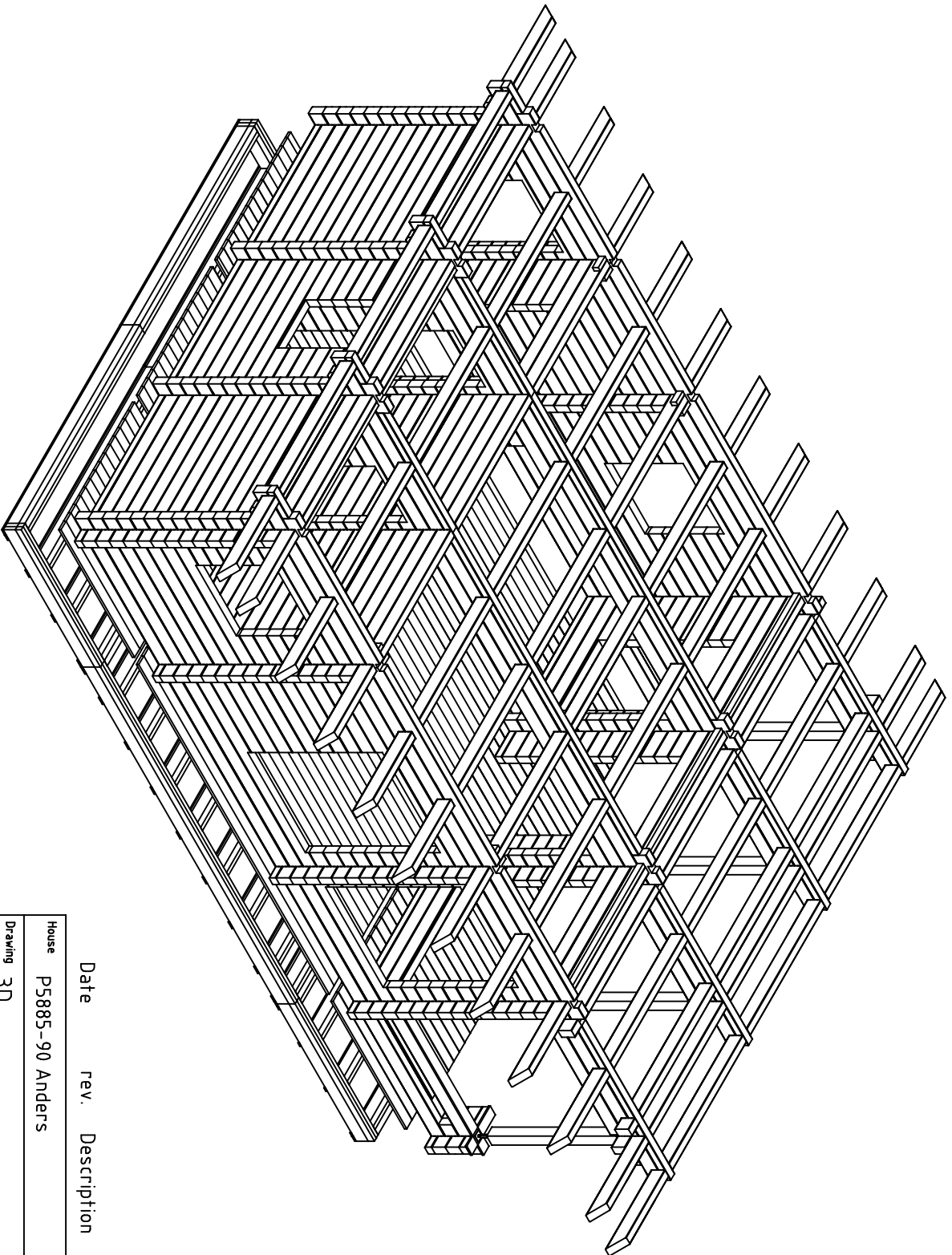
Material	90x160	Date	22.05.2023
----------	--------	------	------------

Drawer	RP	File	P5885-90 Anders 3D.dwg
--------	----	------	------------------------



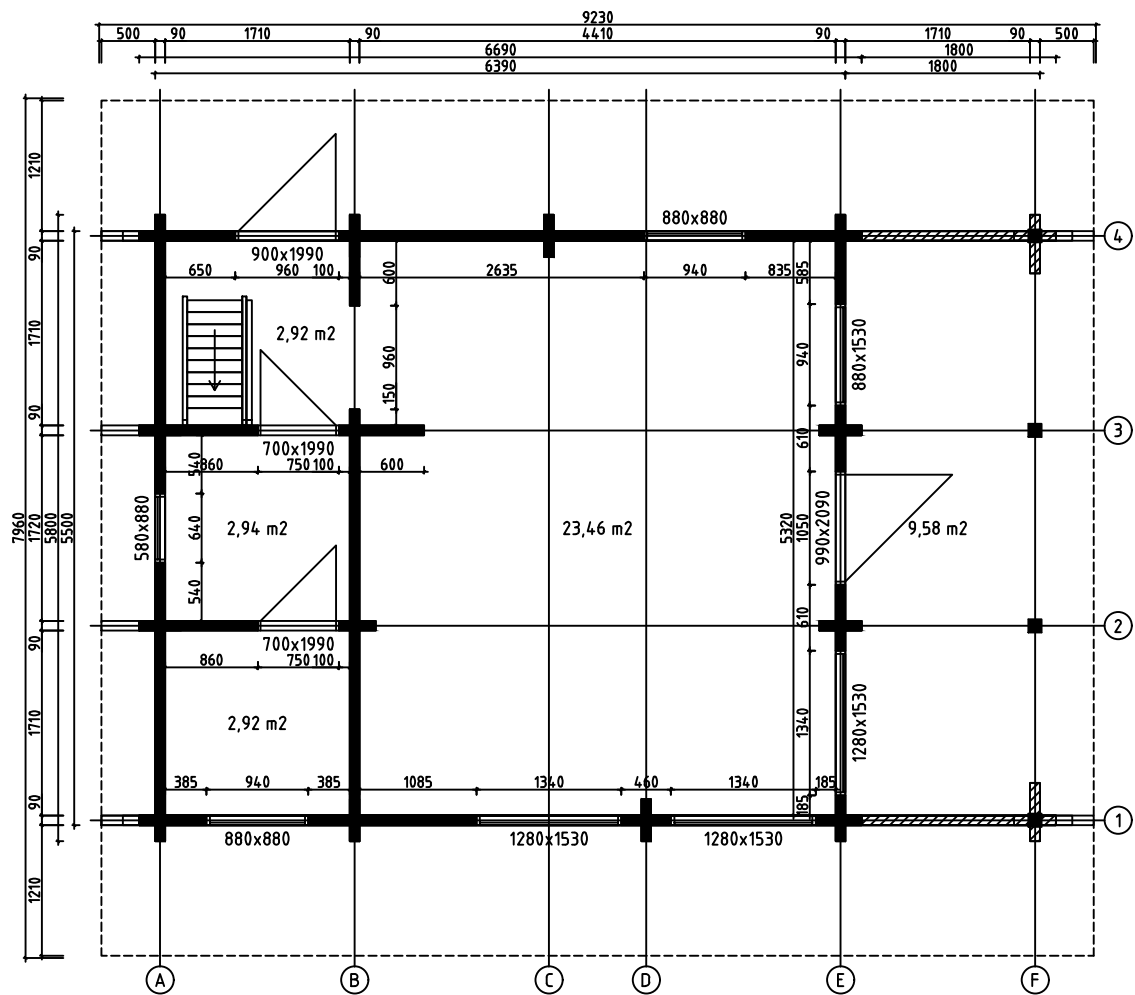
Date rev. Description

House	P5885-90 Anders	Sheet	2
Drawing	3D	Scale	
Material	90x160	Date	22.05.2023
Drawer	RP	File	P5885-90 Anders 3D.dwg

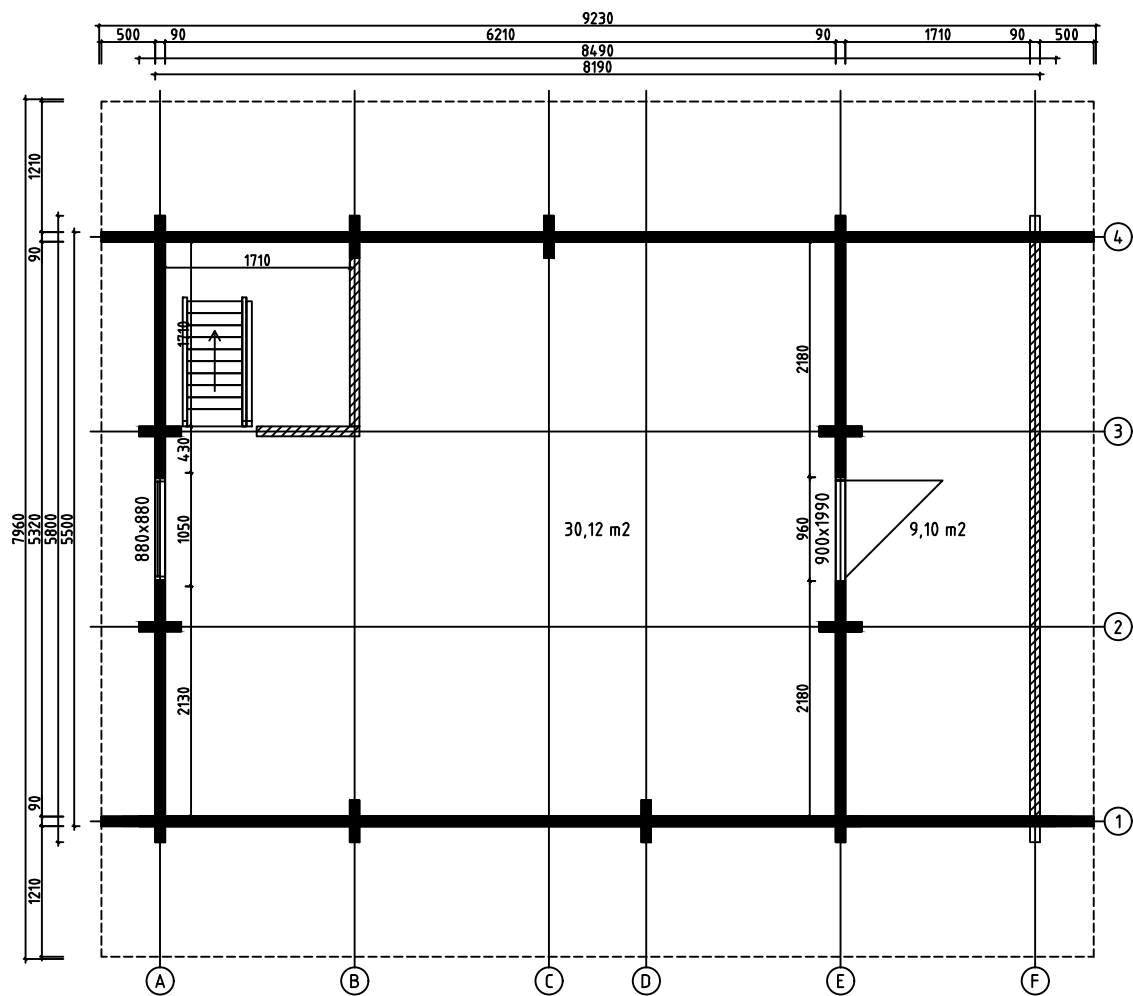


Date rev. Description

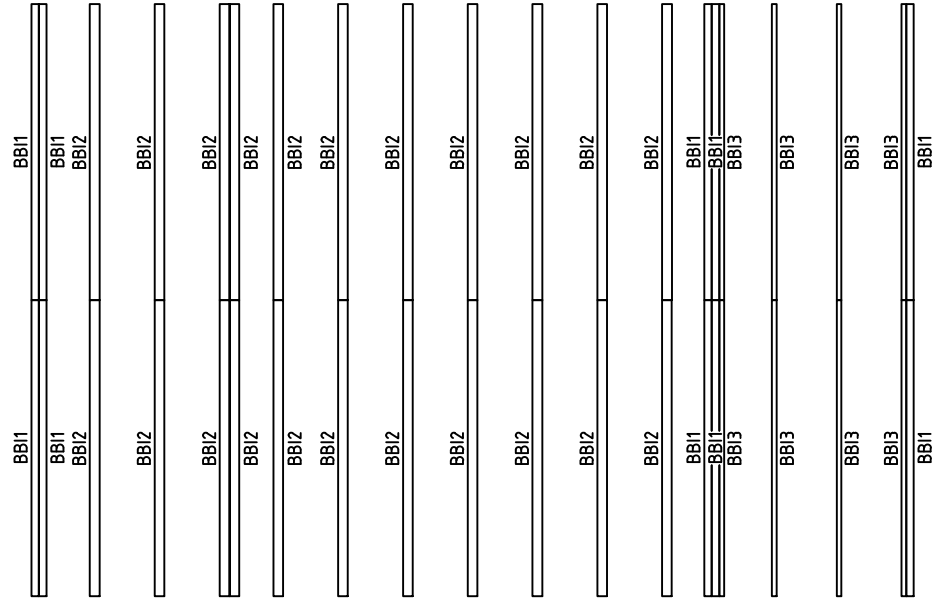
House	P5885-90 Anders	Sheet	3
Drawing	3D	Scale	
Material	90x160	Date	22.05.2023
Drawer	RP	File	P5885-90 Anders 3D.dwg



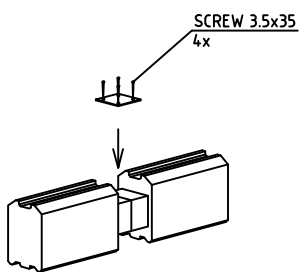
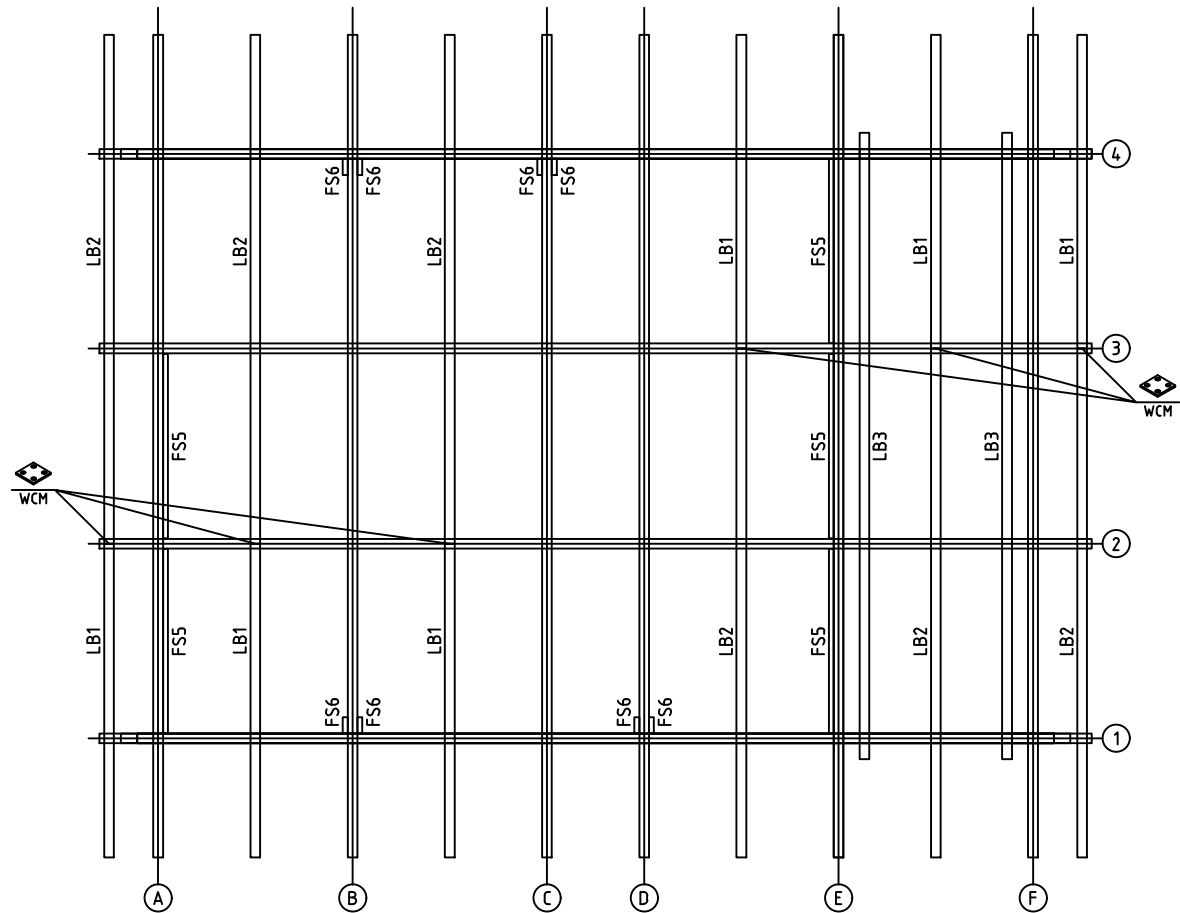
House	P5885-90 Anders	Sheet	4
Drawing	PLAN-SUUNNITELMA-PLANEN	Scale	1:70
Material	90x160	Date	22.05.2023
Drawer	RP	File	P5885-90 Anders.dwg



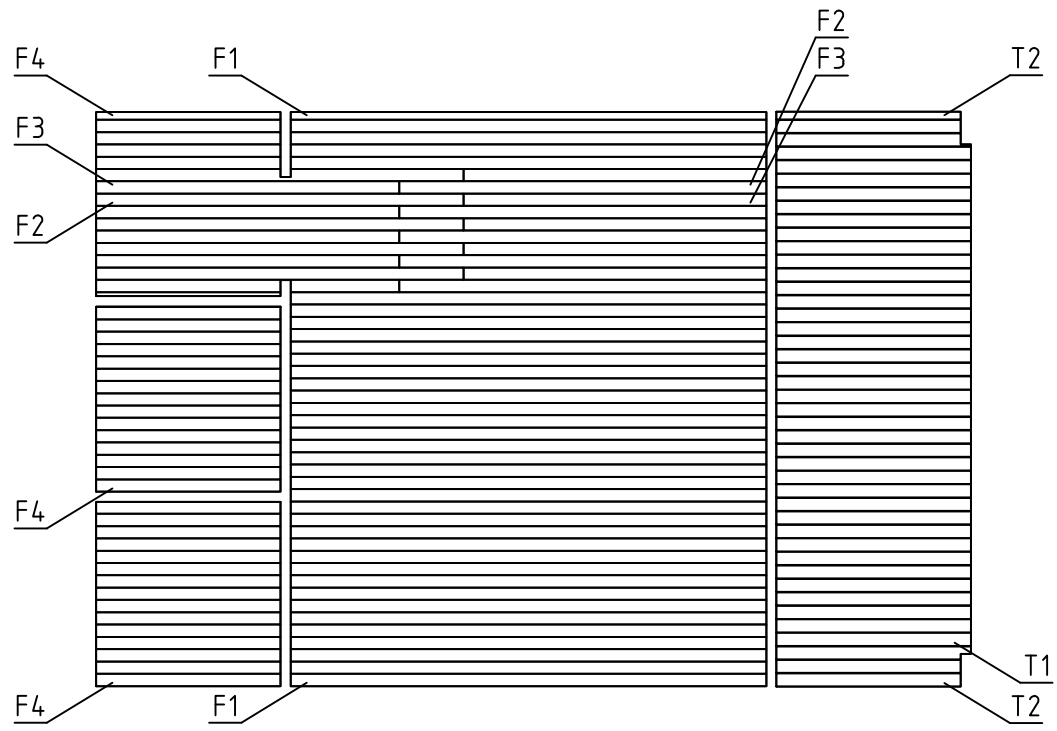
House	P5885-90 Anders	Sheet	5
Drawing	LOFT FLOOR-PARVI LATTIA-LOFT GOLV	Scale	1:70
Material	90x160, 70x140, 45x70	Date	22.05.2023
Drawer	RP	File	P5885-90 Anders.dwg



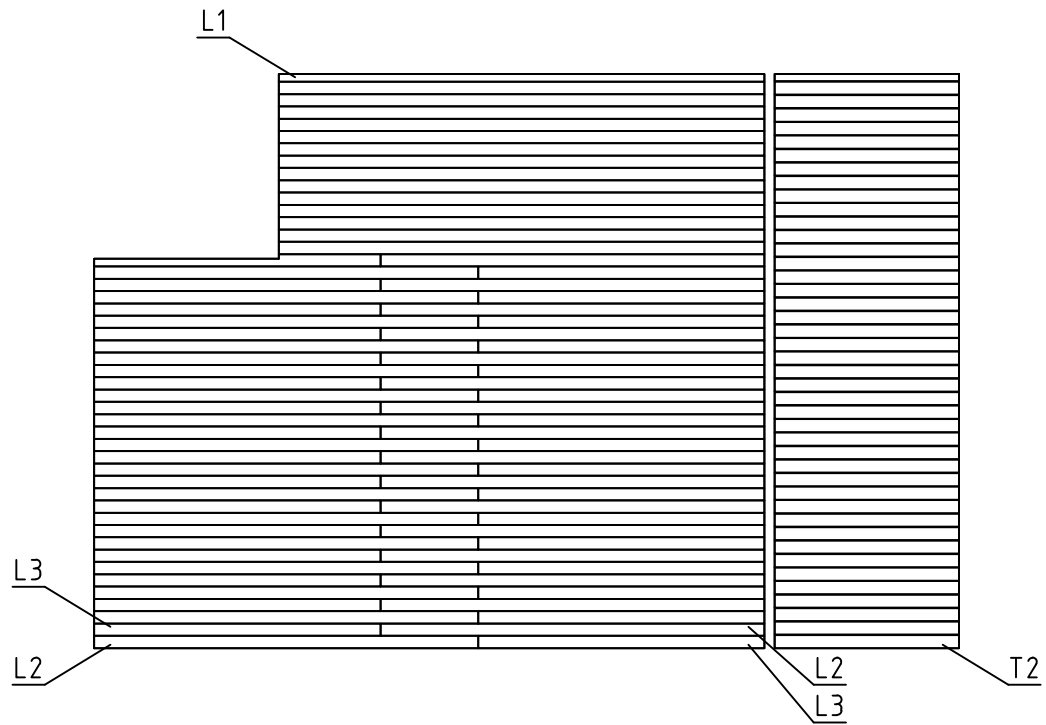
House	P5885-90 Anders	Sheet	7
Drawing	COUNTERFLOOR HOLDING BOARDS	Scale	1:70
Material	18x90, 18x70, 18x43	Date	22.05.2023
Drawer	RP	File	P5885-90 Anders.dwg



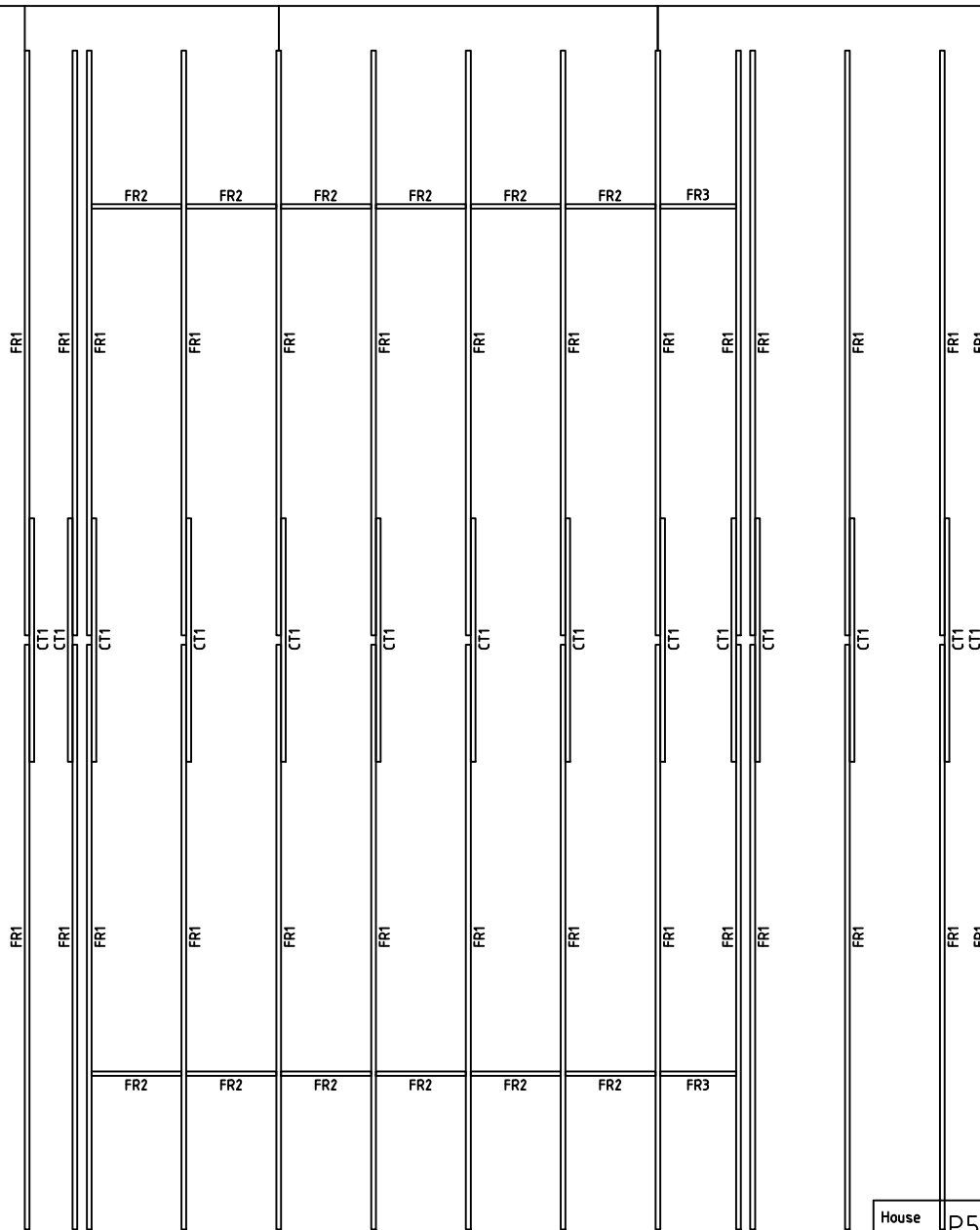
House	P5885-90 Anders	Sheet	8
Drawing	LOFT FLOOR BEAMS - PARVIA LATTIAPALKIT - LOFT GOLVBJÄLKAR	Scale	1:70
Material	90x160, 45x70	Date	22.05.2023
Drawer	RP	File	P5885-90 Anders.dwg




House	P5885-90 Anders	Sheet	9
Drawing	FLOORBOARD-LATTIALAUTA-GOLVBRÄDE	Scale	1:70
Material	28x114, 28x120	Date	22.05.2023
Drawer	RP	File	P5885-90 Anders.dwg




House	P5885-90 Anders	Sheet	10
Drawing	LOFT FLOORBOARD - PARVIA LATTIALATTIA- LOFT GOLVBRÄDE	Scale	1:70
Material	28x114, 28x120	Date	22.05.2023
Drawer	RP	File	P5885-90 Anders.dwg



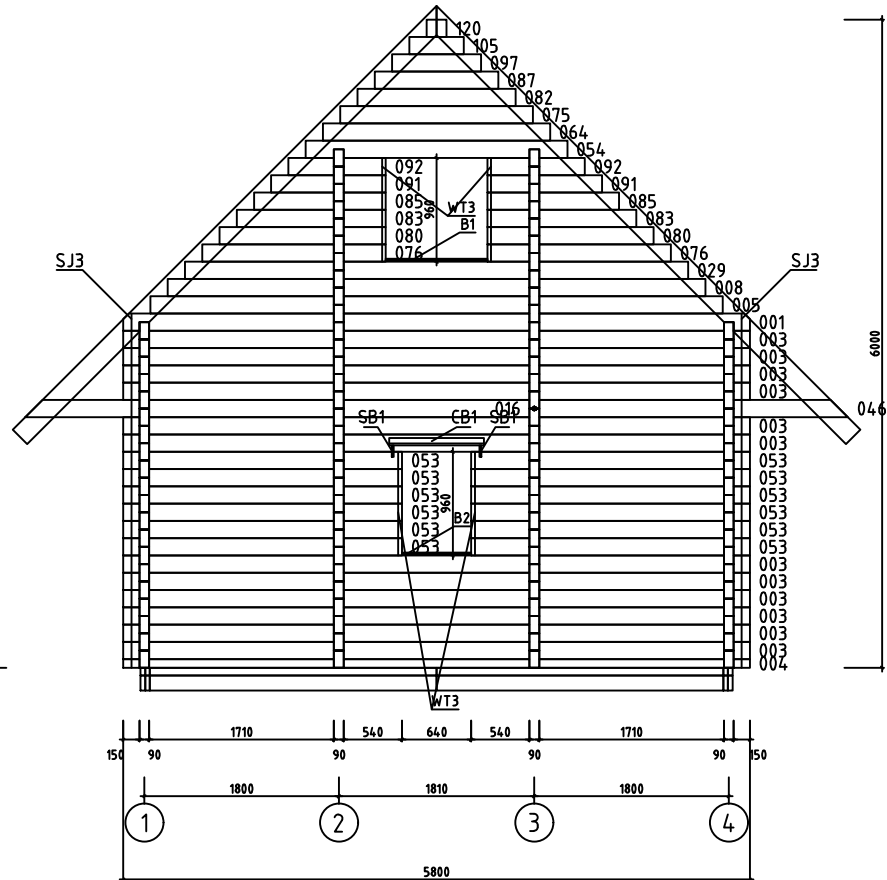
House	P5885-90 Anders	Sheet	11
Drawing	RAFTER - KATTOPARRU - TAKSPARRE	Scale	1:70
Material	45x190	Date	22.05.2023
Drawer	RP	File	P5885-90 Anders.dwg



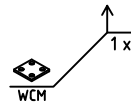
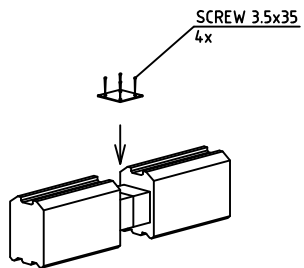
House	P5885-90 Anders	Sheet	12
Drawing	FIXING SLAT - KIINNITYSLIISTA - FIXERINGSSLIPP	Scale	1:70
Material	90x45, 43x43	Date	22.05.2023
Drawer	RP	File	P5885-90 Anders.dwg



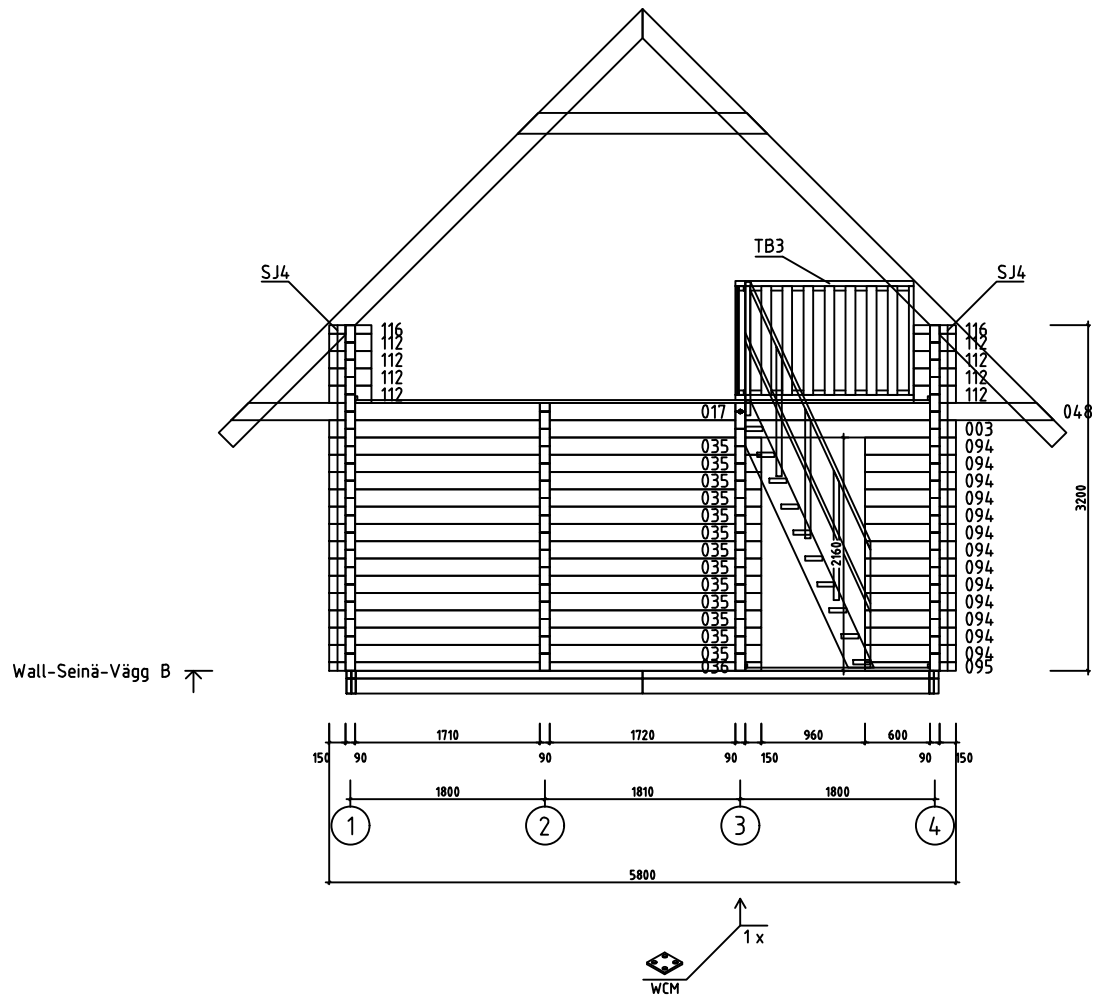
House	P5885-90 Anders	Sheet	13
Drawing	ROOFBOARD - KATTOLAUTA - TAKBRÄDE	Scale	1:70
Material	18x114	Date	22.05.2023
Drawer	RP	File	P5885-90 Anders.dwg



Wall-Seinä-Vägg A ↗

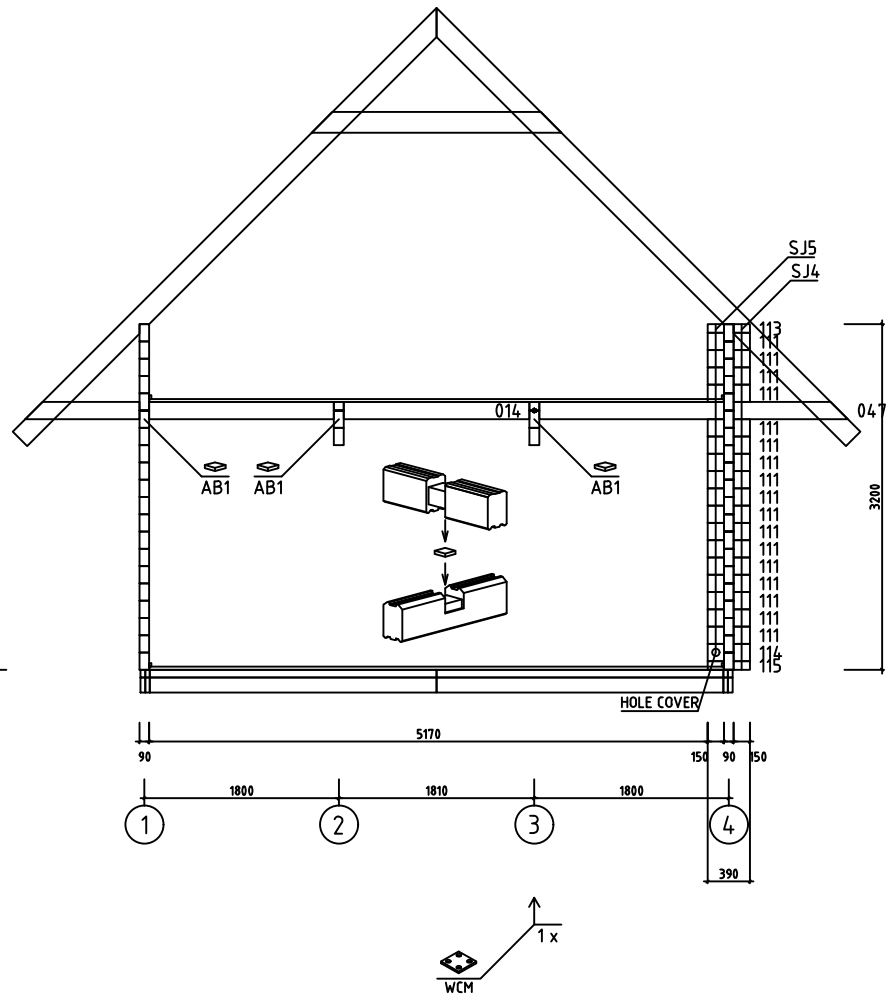


House	P5885-90 Anders	Sheet	14
Drawing	WALL-SEINÄ-VÄGG A	Scale	1:70
Material	90x160	Date	22.05.2023
Drawer	RP	File	P5885-90 Anders.dwg

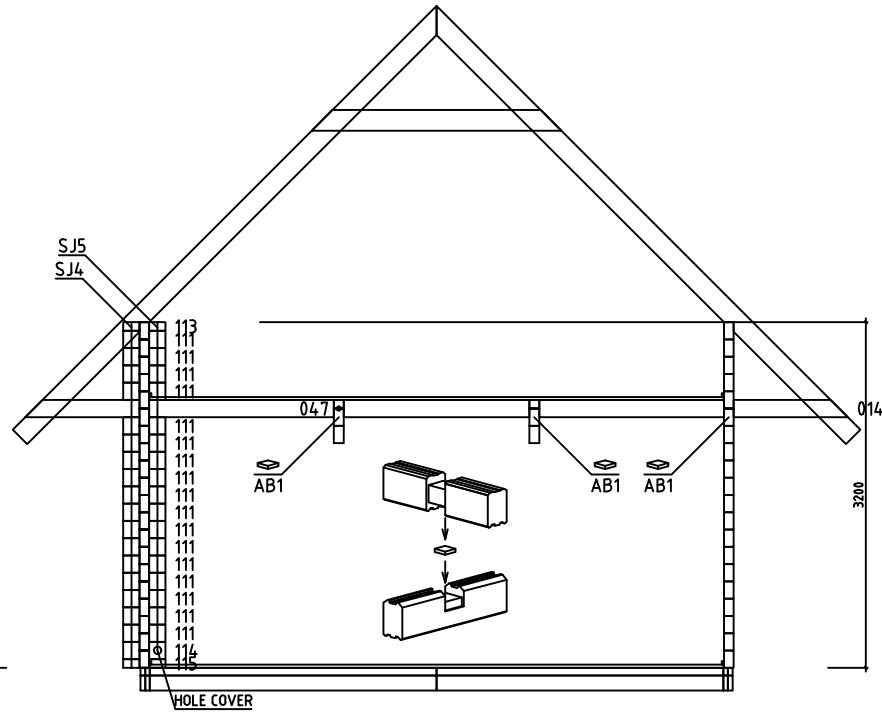


House	P5885-90 Anders	Sheet	15
Drawing	WALL-SEINÄ-VÄGG B	Scale	1:70
Material	90x160	Date	22.05.2023
Drawer	RP	File	P5885-90 Anders.dwg

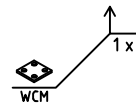
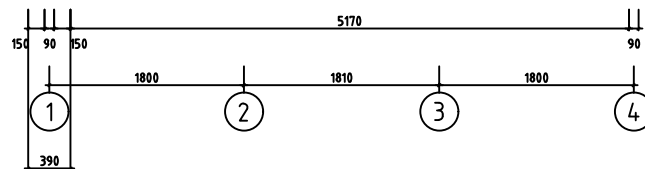
Wall-Seinä-Vägg C ↗



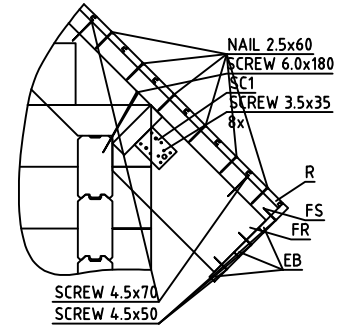
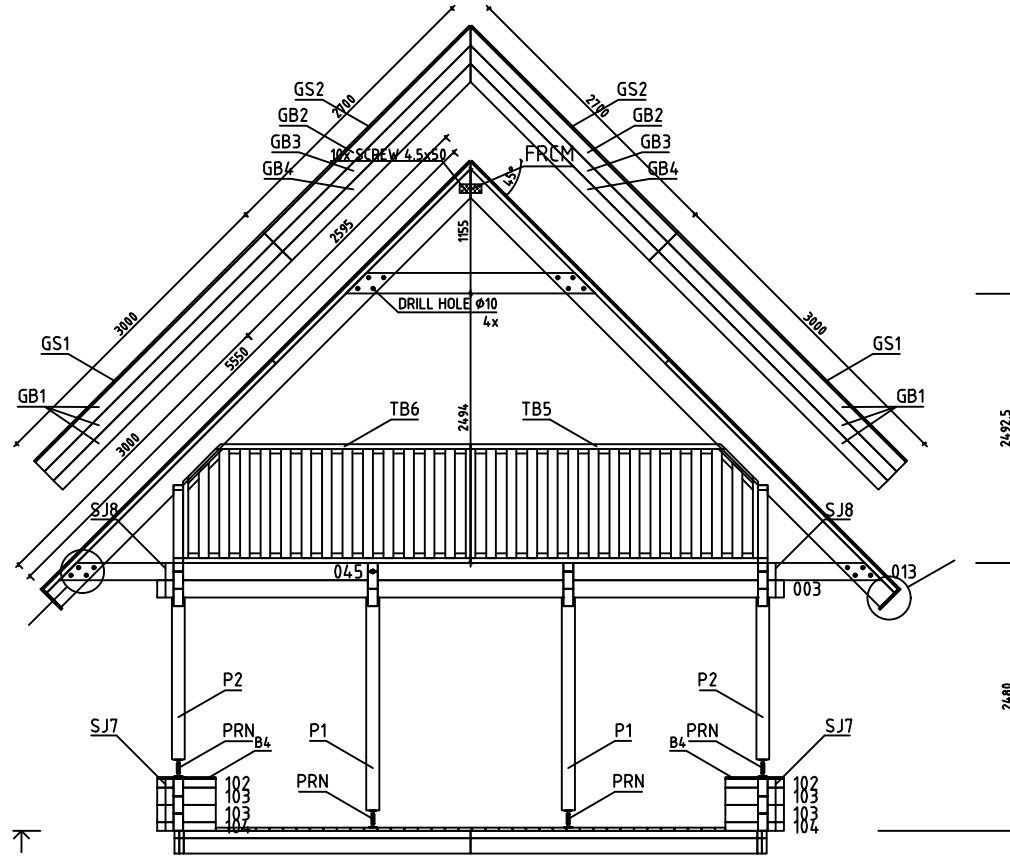
House	P5885-90 Anders	Sheet	16
Drawing	WALL-SEINÄ-VÄGG C	Scale	1:70
Material	90x160	Date	22.05.2023
Drawer	RP	File	P5885-90 Anders.dwg



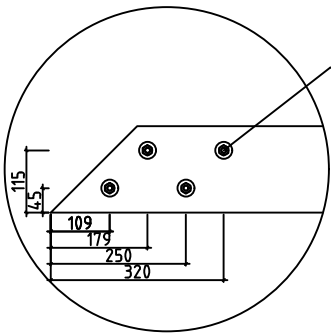
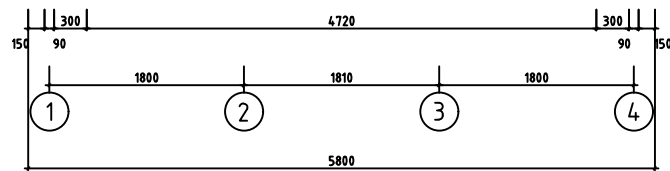
Wall-Seinä-Vägg D ↗



House	P5885-90 Anders	Sheet	17
Drawing	WALL-SEINÄ-VÄGG D	Scale	1:70
Material	90x160	Date	22.05.2023
Drawer	RP	File	P5885-90 Anders.dwg

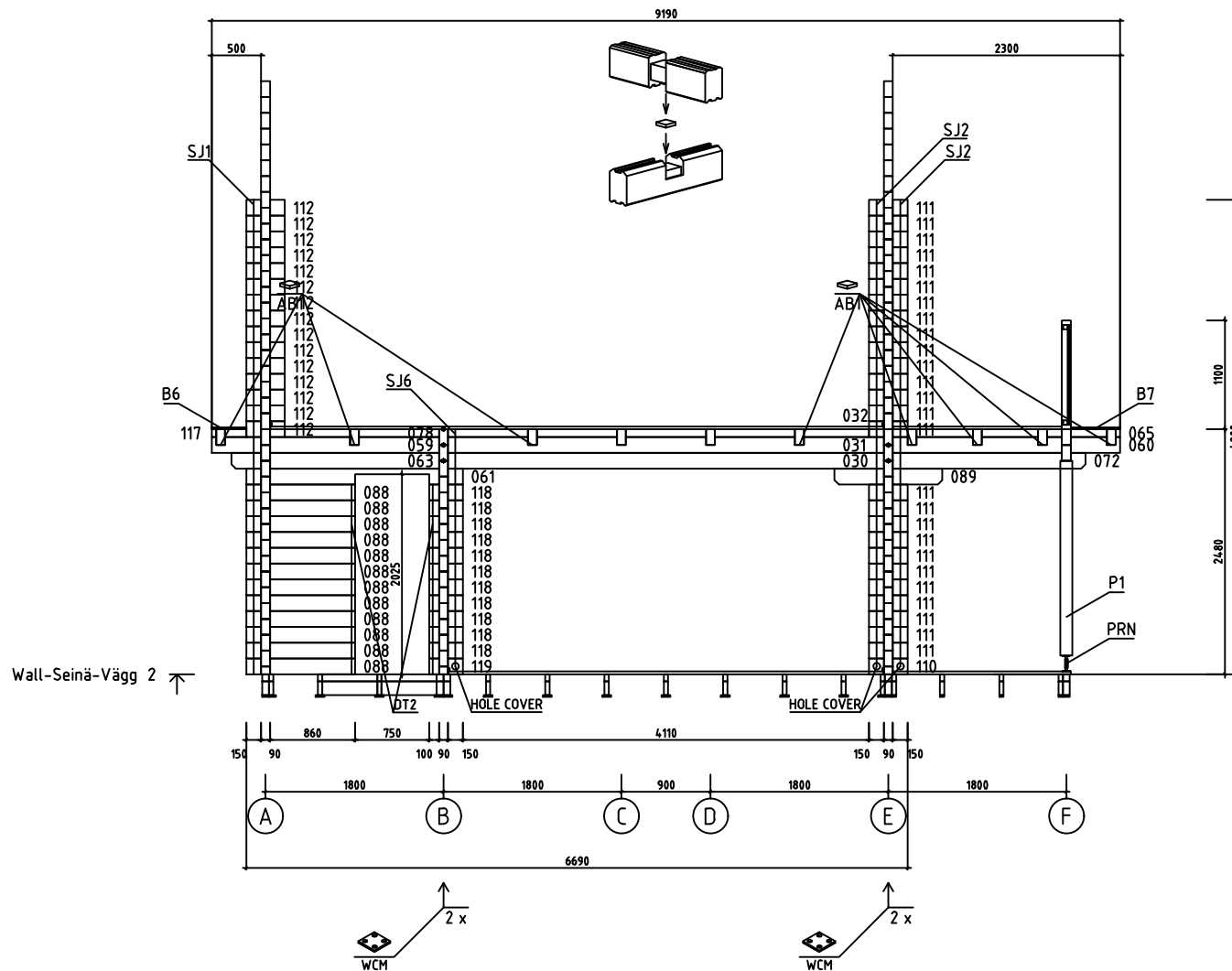


Wall-Seinä-Vägg F ↗



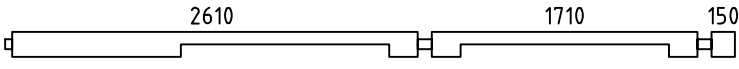
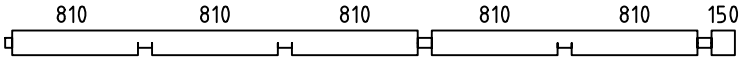

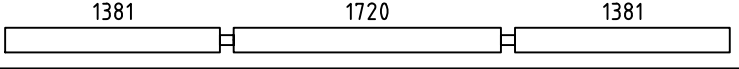



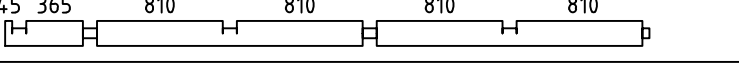



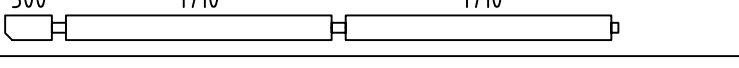






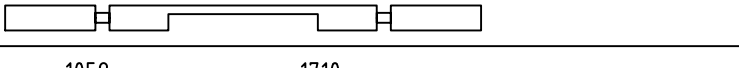



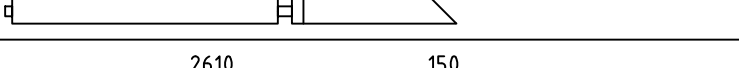

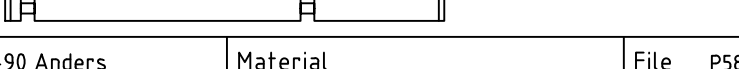
- DRILL HOLE Ø10
4x
- 013 045 LB1
 - 014 046 LB2
 - 015 047 LB3
 - 016 048
 - 017 049

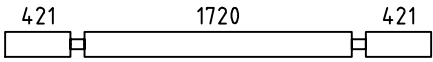
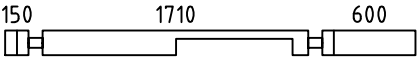
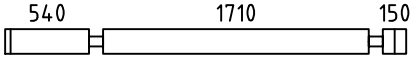
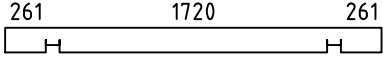


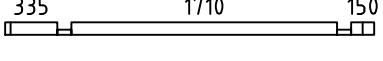



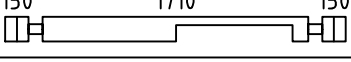



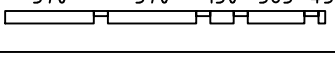


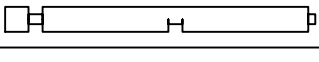




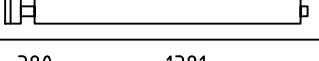
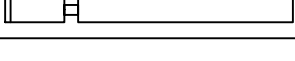
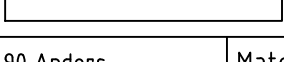
House	P5885-90 Anders	Sheet	19
Drawing	WALL-SEINÄ-VÄGG F	Scale	1:70
Material	90x160	Date	22.05.2023
Drawer	RP	File	P5885-90 Anders.dwg










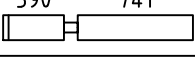
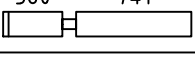

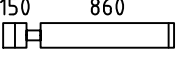
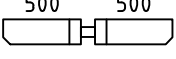

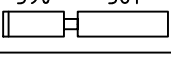
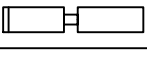






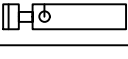
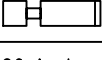


House	P5885-90 Anders	Sheet	21
Drawing	WALL-SEINÄ-VÄGG 2	Scale	1:70
Material	90x160	Date	22.05.2023
Drawer	RP	File	P5885-90 Anders.dwg

















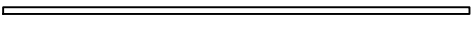
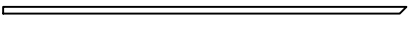







Pos	P5885-90 Anders	Pcs. St.	Profil(e) (mm)	L (mm)
001		1	90x160	5800
002		1	90x160	5800
003		15	90x160	5800
004		1	90x80	5800
005		1	90x160	5301
006		1	90x160	5045
007		1	90x160	5045
008		1	90x160	4981
009		1	90x160	4845
010		1	90x160	4845
011		1	90x160	4840
012		4	90x160	4840
013		PM 1	90x160	4714
014		PM 2	90x160	4714
015		PM 1	90x160	4714
016		PM 1	90x160	4714
017		PM 1	90x160	4714
018		1	90x160	4695
019		1	90x160	4695
020		1	90x160	4695
021		PM 1	90x160	4695
022		PM 1	90x160	4695
023		PM 1	90x160	4695
024		1	90x160	4695
025		5	90x160	4695
House P5885-90 Anders		Material	File P5885-90 Anders.dwg	Sheet 24
























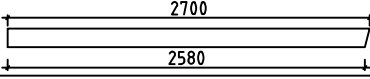


Pos	P5885-90 Anders	Pcs. St.	Profil(e) (mm)	L (mm)
026		1	90x160	4695
027		1	90x160	4695
028		PM 1	90x160	4695
029		1	90x160	4661
030		2	90x160	4500
031		2	90x160	4500
032		2	90x80	4305
033		1	90x160	4145
034		1	90x160	4145
035		13	90x160	4000
036		1	90x80	4000
037		1	90x160	3945
038		1	90x160	3945
039		2	90x160	3795
040		PM 1	90x160	3795
041		PM 1	90x160	3795
042		1	90x160	3125
043		3	90x160	3125
044		1	90x160	3061
045		PM 1	90x160	2904
046		PM 2	90x160	2904
047		PM 2	90x160	2904
048		PM 1	90x160	2904
049		2	90x160	2895
050		5	90x160	2825
House P5885-90 Anders		Material	File P5885-90 Anders.dwg	Sheet 25












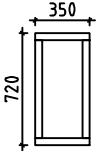
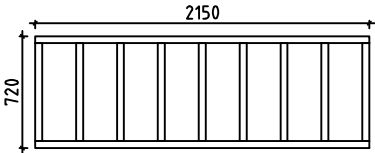
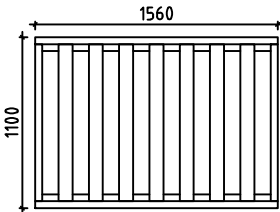
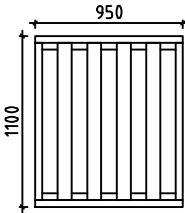
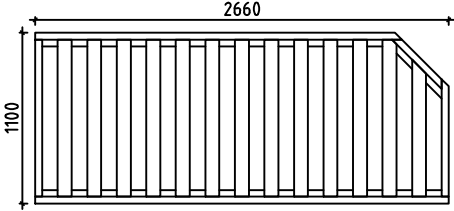
Pos	P5885-90 Anders	Pcs. St.	Profil(e) (mm)	L (mm)
051		1	90x160	2741
052		1	90x160	2640
053		12	90x160	2580
054		2	90x160	2421
055		2	90x160	2420
056		8	90x160	2420
057		2	90x80	2375
058		6	90x160	2375
059		2	90x160	2345
060		2	90x160	2345
061		1	90x160	2190
062		2	90x160	2171
063		2	90x160	2145
064		2	90x160	2101
065		4	90x80	2060
066		2	90x160	2011
067		1	90x160	1995
068		2	90x160	1995
069		5	90x160	1995
070		PM 2	90x160	1995
071		1	90x160	1995
072		2	90x160	1995
073		2	90x160	1945
074		2	90x160	1851
075		2	90x160	1781

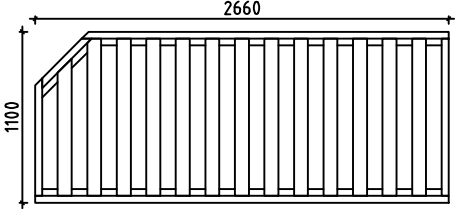






















Pos	P5885-90 Anders	Pcs. St.	Profil(e) (mm)	L (mm)
076		2	90x160	1701
077		2	90x160	1691
078		2	90x80	1605
079		5	90x160	1560
080		2	90x160	1541
081		2	90x160	1531
082		2	90x160	1461
083		2	90x160	1381
084		2	90x160	1371
085		2	90x160	1221
086		2	90x160	1211
087		2	90x160	1141
088		24	90x160	1100
089		2	90x160	1090
090		5	90x160	1075
091		2	90x160	1061
092		2	90x160	901
093		12	90x160	890
094		13	90x160	840
095		1	90x80	840
096		10	90x160	825
097		2	90x160	821
098		11	90x160	790
099		1	90x160	790
100		5	90x160	625
House P5885-90 Anders		Material	File P5885-90 Anders.dwg	Sheet 27








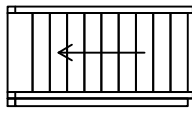
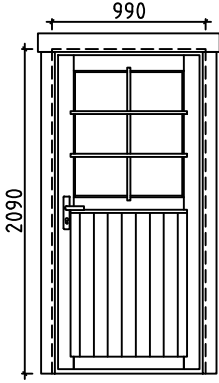




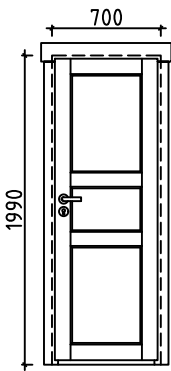



Pos	P5885-90 Anders	Pcs. St.	Profil(e) (mm)	L (mm)
101	335 185 	20	90x160	610
102	300 150 	2	90x80	540
103	300 150 	4	90x160	540
104	300 150 	2	90x80	540
105		2	90x160	501
106	185 185 	9	90x160	460
107	185 150 	9	90x160	425
108	150 185 	10	90x160	425
109	150 150 	2	90x160	390
110	150 150 	2	90x160	390
111	150 150 	86	90x160	390
112	150 150 	38	90x160	390
113	150 150 	2	90x80	390
114	150 150 	2	90x160	390
115	150 150 	2	90x80	390
116	150 150 	2	90x80	390
117	45 215 	4	90x80	350
118	100 150 	11	90x160	340
119	100 150 	1	90x160	340
120		2	90x160	181
HB	HIT BLOCK-ASENNUSPALKI-SLAG BRÄDA	4	90x160	300
LB3	LOFT FLOOR BEAMS-PARVIAPALKIT-LOFTBJÄLKAR 150 1710 1720 1710 150 PM	2	90x160	5800
LB2	LOFT FLOOR BEAMS-PARVIAPALKIT-LOFTBJÄLKAR 1059 1710 1765 PM	6	90x160	4714
LB1	LOFT FLOOR BEAMS-PARVIAPALKIT-LOFTBJÄLKAR 1755 1059 PM	6	90x160	2904
CT1	TIE BEAM	14	45x190	2310

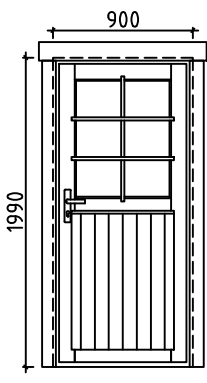
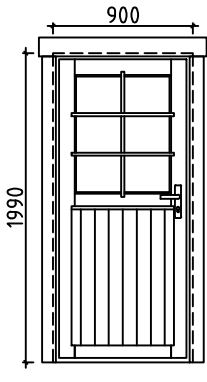
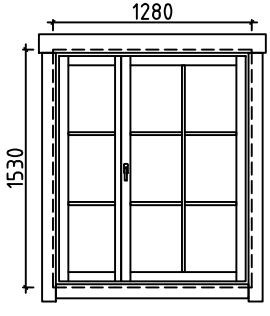
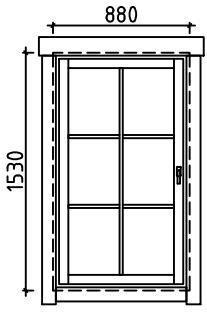
Pos	P5885-90 Anders	Pcs. St.	Profil(e) (mm)	L (mm)		
FR1	RAFTER - KATTOPARRU - TAKSPARRE 	28	45x190	5550		
FR2	RAFTER - KATTOPARRU - TAKSPARRE 	12	43x140	855		
FR3	RAFTER - KATTOPARRU - TAKSPARRE 	2	43x140	720		
FB1	FLOORBEAMS - LATTIAPALKIT - GOLVBJÄLKAR 	10	70x140	2654		
FB9	FLOORBEAMS - LATTIAPALKIT - GOLVBJÄLKAR 	4	70x140	557		
FB2	FLOORBEAMS - LATTIAPALKIT - GOLVBJÄLKAR 	10	70x70	2654		
FB10	FLOORBEAMS - LATTIAPALKIT - GOLVBJÄLKAR 	4	70x70	557		
FB7	FLOORBEAMS - LATTIAPALKIT - GOLVBJÄLKAR 	4	43x140	4500		
FB3	FLOORBEAMS - LATTIAPALKIT - GOLVBJÄLKAR 	30	43x140	2654		
FB5	FLOORBEAMS - LATTIAPALKIT - GOLVBJÄLKAR 	8	43x140	1835		
FB8	FLOORBEAMS - LATTIAPALKIT - GOLVBJÄLKAR 	4	43x70	4500		
FB4	FLOORBEAMS - LATTIAPALKIT - GOLVBJÄLKAR 	30	43x70	2654		
FB6	FLOORBEAMS - LATTIAPALKIT - GOLVBJÄLKAR 	8	43x70	1835		
BBI2	COUNTERFLOOR HOLDING BOARDS - ROSSIPOHJAA KANNATTELEVAT LAUDAT - BRÄDER SOM HALLER TROSSBOTTEN  IMM	22	18x90	2740		
BBI1	COUNTERFLOOR HOLDING BOARDS - ROSSIPOHJAA KANNATTELEVAT LAUDAT - BRÄDER SOM HALLER TROSSBOTTEN  IMM	20	18x70	2740		
BBI3	COUNTERFLOOR HOLDING BOARDS - ROSSIPOHJAA KANNATTELEVAT LAUDAT - BRÄDER SOM HALLER TROSSBOTTEN  IMM	8	18x43	2740		
FS1	FIXING SLAT - KIINNITYSLIISTA - FIXERINGSSLIPP 	12	43x43	3000		
FS2	FIXING SLAT - KIINNITYSLIISTA - FIXERINGSSLIPP 	12	43x43	2595		
FS3	FIXING SLAT - KIINNITYSLIISTA - FIXERINGSSLIPP 	16	90x45	3000		
FS4	FIXING SLAT - KIINNITYSLIISTA - FIXERINGSSLIPP 	16	90x45	2595		
FS5	SLEEPING FLOOR SUPPORTING SLAT - PARVIALATTIA TUKILISTA - LOFTGOLVLIST 	5	45x70	1705		
FS6	SLEEPING FLOOR SUPPORTING SLAT - PARVIALATTIA TUKILISTA - LOFTGOLVLIST 	8	45x70	150		
P1	POST - PALKI - BJÄLKE 	2	120x120	1970		
P2	POST - PALKI - BJÄLKE 	2	120x120	1500		
B5	BOARD-LAUTA-BRÄDE 	2	18x120	1800		
House	P5885-90 Anders	Material	File	P5885-90 Anders.dwg	Sheet	29

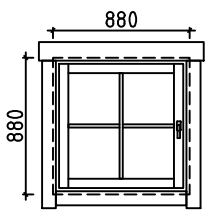
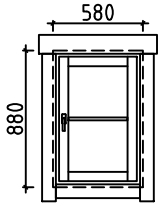
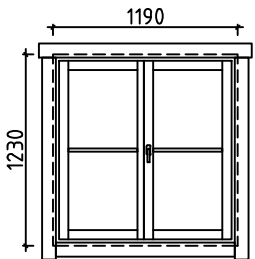
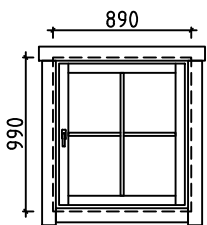
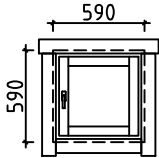
Pos	P5885-90 Anders		Pcs. St.	Profil(e) (mm)	L (mm)	
B4		BOARD-LAUTA-BRÄDE		2	18x120	540
B7		BOARD-LAUTA-BRÄDE		2	18x120	500
B6		BOARD-LAUTA-BRÄDE		2	18x120	350
B3		BOARD-LAUTA-BRÄDE		1	18x90	1340
B1		BOARD-LAUTA-BRÄDE		2	18x90	940
B2		BOARD-LAUTA-BRÄDE		1	18x90	640
F1		FLOORBOARD - LATTIALAUTA - GOLVBRÄDE		37+1	28x114	4405
F2		FLOORBOARD - LATTIALAUTA - GOLVBRÄDE		10+1	28x114	3400
F3		FLOORBOARD - LATTIALAUTA - GOLVBRÄDE		10+1	28x114	2805
F4		FLOORBOARD - LATTIALAUTA - GOLVBRÄDE		37+1	28x114	1705
L1		LOFT BOARD - PARVIALATTIA - LOFTGOLV		15+1	28x114	4495
L2		LOFT BOARD - PARVIALATTIA - LOFTGOLV		32+1	28x114	3555
L3		LOFT BOARD - PARVIALATTIA - LOFTGOLV		32+1	28x114	2650
R1		ROOFBOARD - KATTOLAUTA - TAKBRÄDE	 114 or-tai-eller 88	50+2 65+2	18x114 18x88	4080
R2		ROOFBOARD - KATTOLAUTA - TAKBRÄDE	 114 or-tai-eller 88	100+2 130+2	18x114 18x88	3600
R3		ROOFBOARD - KATTOLAUTA - TAKBRÄDE	 114 or-tai-eller 88	50+2 65+2	18x114 18x88	3180
R4		ROOFBOARD - KATTOLAUTA - TAKBRÄDE	 114 or-tai-eller 88	50+2 65+2	18x114 18x88	2410
R5		ROOFBOARD - KATTOLAUTA - TAKBRÄDE	 114 or-tai-eller 88	50+2 65+2	18x114 18x88	1510
T1		TERRACE BOARD - TERASSILAUTA - TERASSBRÄDE	 IMM	39+1	28x120	1800
T2		TERRACE BOARD - TERASSILAUTA - TERASSBRÄDE	 IMM	47+1	28x120	1705
FF1		SKIRTING SLAT - LATTIALISTA - GOLVLIST			18x35	62m
GB1		GABLE BOARD - KAAPELILAUTA - GAVELBRÄDA		12	18x120	3000
GB2		GABLE BOARD - KAAPELILAUTA - GAVELBRÄDA		4	18x120	2700
GB3		GABLE BOARD - KAAPELILAUTA - GAVELBRÄDA		4	18x120	2580
GB4		GABLE BOARD - KAAPELILAUTA - GAVELBRÄDA		4	18x120	2460
House	P5885-90 Anders		Material	File	P5885-90 Anders.dwg	Sheet 30

Pos	P5885-90 Anders		Pcs. St.	Profil(e) (mm)	L (mm)
GS1	BOARD MATCHING WITH GABLE BOARD - KAAPELILAUTA VASTAVA LAUTA - BRÄDA OVPÅ GAVELBRÄDA		4	18x70	3000
GS2	BOARD MATCHING WITH GABLE BOARD - KAAPELILAUTA VASTAVA LAUTA - BRÄDA OVPÅ GAVELBRÄDA		4	18x70	2700
EB1	EAVE BOARD - RÄYSTÄSLAUTA - TAKFOTBRÄDE		24	18x90	3000
AB1	ASSEMBLING BOARD-ASENNUSLAUTA-MONTERINGSBRÄDE		38	18x75	70
CB1	COVERING BOARD - PEITELAUTA - HYLLBRÄDA		1	18x120	880
SB1	SUPPORT BOARD - TUKILAUTA - KONSOL		2	28x85	80
DT1	DOOR ASSEMBLING PROFILE - VEN ASENNUSPROFIILI - DÖRR MONTERINGSPROFIL		2	90x43	2090
DT2	DOOR ASSEMBLING PROFILE - VEN ASENNUSPROFIILI - DÖRR MONTERINGSPROFIL		8	90x43	1870
WT1	WINDOW ASSEMBLING PROFILE - IKKUNA ASENNUSPROFIILI - FÖNSTER MONTERINGSPROFIL		4	90x43	1530
WT2	WINDOW ASSEMBLING PROFILE - IKKUNA ASENNUSPROFIILI - FÖNSTER MONTERINGSPROFIL		4	90x43	1390
WT3	WINDOW ASSEMBLING PROFILE - IKKUNA ASENNUSPROFIILI - FÖNSTER MONTERINGSPROFIL		4	90x43	880
WT4	WINDOW ASSEMBLING PROFILE - IKKUNA ASENNUSPROFIILI - FÖNSTER MONTERINGSPROFIL		4	90x43	760
TB1			2	90x720	350
TB2			2	90x720	2150
TB3			1	90x1100	1560
TB4			1	90x1100	950
TB5			1	90x1100	2660
House P5885-90 Anders		Material	File P5885-90 Anders.dwg		Sheet 31

Pos	P5885-90 Anders	Pcs. St.	Profil(e) (mm)	L (mm)		
TB6		1	90x1100	2660		
SJ1	SCREW JOINT - KIERRETANKO - GÄNGSTAPP 	2	M10	4830		
SJ2	SCREW JOINT - KIERRETANKO - GÄNGSTAPP 	4	M10	4720		
SJ3	SCREW JOINT - KIERRETANKO - GÄNGSTAPP 	4	M10	3310		
SJ4	SCREW JOINT - KIERRETANKO - GÄNGSTAPP 	4	M10	3230		
SJ5	SCREW JOINT - KIERRETANKO - GÄNGSTAPP 	2	M10	3040		
SJ6	SCREW JOINT - KIERRETANKO - GÄNGSTAPP 	2	M10	2400		
SJ7	SCREW JOINT - KIERRETANKO - GÄNGSTAPP 	2	M10	510		
SJ8	SCREW JOINT - KIERRETANKO - GÄNGSTAPP 	2	M10	350		
PRN	POST REGULATOR 	4				
WCM	WALLBEAMS CONNECTING METAL - METALLPLATTA FÖR SAMMANFOGNING AV VÄGGEN BALKAR - SEINÄPALKKEJA METALLISET YHTEENLIITYMISLAATAT 	41	60	60		
FRCM	RAFTER CONNECTING METAL-METALLPLATTA FÖR SAMMANFOGNING AV TAKSPARRE-KATTOPARRU METALLISET YHTEENLIITYMISLAATAT 	14	80x200			
SP1	STEEL PLATE-METALLPLATTA-METALLISET YHTEENLIITYMISLAATAT FOR-VARTEN-FÖR FB 	17	60x160			
SC1	STEEL CORNER-KULMARATA-VINKELÄRN FOR-VARTEN-FÖR FB, FR2, FR3 	100	90x90	65		
	BOLT-BULTTI-BULT FOR-VARTEN-FÖR FR1 	16	M10	200		
	BOLT-BULTTI-BULT FOR-VARTEN-FÖR FR1 	80	M10	160		
	BOLT-BULTTI-BULT FOR-VARTEN-FÖR CT1 	112	M10	110		
	NUT-MUTTERI-NÖT FOR-VARTEN-FÖR SJ, FR1, CT1 	230	M10			
	WASHER-ALUSLÄATTA-BRICKA FOR-VARTEN-FÖR FR1, CT1 	208	M10			
	NAILS-NAULAT-SPIKAR FOR-VARTEN-FÖR FF1 	140	Ø2.0	40		
	NAILS-NAULAT-SPIKAR F1, F2, F3, F4, L1, L2, L3, R1, R2, R3, R4, R5, FOR-VARTEN-FÖR T1, T2, BBI1, BBI2, BBI3 	3800	Ø2.5	60		
	SCREWS-RUUVIT-SKRUVAR FOR-VARTEN-FÖR SC1, WCM, FRCM, SP1 	1200	Ø3.5	35		
	SCREWS-RUUVIT-SKRUVAR FOR-VARTEN-FÖR PRN 	32	Ø6.0	45		
House	P5885-90 Anders	Material	File	P5885-90 Anders.dwg	Sheet	32

Pos	P5885-90 Anders		Pcs. St.	Profil(e) (mm)	L (mm)	
	SCREWS-RUUVIT-SKRUVAR FOR-VARTEN-FÖR	B1 - B7, CB, P1, P2 GB1, GB2, GB3, GB4, GS1, GS2, EB1		400	Ø4.5	50
	SCREWS-RUUVIT-SKRUVAR FOR-VARTEN-FÖR	TB1 - TB6, SB, FB1 - FB10		100	Ø4.5	70
	SCREWS-RUUVIT-SKRUVAR FOR-VARTEN-FÖR	FS1 - FS6, TB1 - TB6		400	Ø4.5	90
	SCREWS-RUUVIT-SKRUVAR FOR-VARTEN-FÖR	FB1 - FB10 004, 032, 036, 057, 065, 078 095, 102, 104, 113, 115, 116, 117		200	Ø5.0	120
	SCREWS-RUUVIT-SKRUVAR FOR-VARTEN-FÖR	LB1, LB2, LB3, 014		50	Ø6.0	160
	SCREWS-RUUVIT-SKRUVAR FOR-VARTEN-FÖR	FR1		28	Ø6.0	180
	HOLE COVER			8		
LD1	LADDER-TIKAPUUT-STEGE			1	650	2472
D1	DOOR-OVI-DÖRR (right-oikea-höger) ORT_ST		P	1	990	2090
				1		
				1		
				1		
				1		
D2	DOOR-OVI-DÖRR (1x right-oikea-höger; 1x left-jäljellä-vänster) AST		P+V	1+1	700	1990
				2		
				2		
				2		

Pos	P5885-90 Anders	Pcs. St.	Profil(e) (mm)	L (mm)
D3	DOOR-OVI-DÖRR (right-oikea-höger) ORT_ST 	P 1 1 1 1	900	1990
D4	DOOR-OVI-DÖRR (left-jäljellä-vänster) ORT_ST 	V 1 1 1	900	1990
W1	WINDOW-IKKUNAN-FÖNSTER (right-oikea-höger) ORT_ST 	P 3 3 3 3 6	1280	1530
W2	WINDOW-IKKUNAN-FÖNSTER (left-jäljellä-vänster) ORT_ST 	V 1 1 1	880	1530
House	P5885-90 Anders	Material	File	P5885-90 Anders.dwg
				Sheet 34

Pos	P5885-90 Anders	Pcs. St.	Profil(e) (mm)	L (mm)
W3	WINDOW-IKKUNAN-FÖNSTER (left-jäljellä-vänster) ORT_ST 	V 3 3 3 3	880	880
W4	WINDOW-IKKUNAN-FÖNSTER (right-oikea-höger) ORT_ST 	P 1 1 1 2	580	880
W1	WINDOW-IKKUNAN-FÖNSTER (right-oikea-höger) ORT_ST 	P 3 3 3 6	1190	1230
W2	WINDOW-IKKUNAN-FÖNSTER (right-oikea-höger) ORT_ST 	P 2 2 2 2	890	990
W3	WINDOW-IKKUNAN-FÖNSTER (right-oikea-höger) ORT_ST 	P 2 2 2	590	590
House P5885-90 Anders		Material	File P5885-90 Anders.dwg	Sheet 35

#001	A	5800	1	#061	2	2190	1
#002	5	5800	1	#062	E	2171	2
#003	A,B,E,F	5800	15	#063	2,3	2145	2
#004	A	5800	1	#064	A,E	2101	2
#005	A	5301	1	#065	1,2,3,4	2060	4
#006	4	5045	1	#066	E	2011	2
#007	1	5045	1	#067	1	1995	1
#008	A	4981	1	#068	1,4	1995	2
#009	4	4845	1	#069	1,4	1995	5
#010	1	4845	1	#070	1,4	1995	2
#011	4	4840	1	#071	4	1995	1
#012	4	4840	4	#072	2,3	1995	2
#013	F	4714	1	#073	4	1945	2
#014	C,D	4714	2	#074	E	1851	2
#015	E	4714	1	#075	A,E	1781	2
#016	A	4714	1	#076	A	1701	2
#017	B	4714	1	#077	E	1691	2
#018	4	4695	1	#078	2,3	1605	2
#019	4	4695	1	#079	1	1560	5
#020	4	4695	1	#080	A	1541	2
#021	4	4695	1	#081	E	1531	2
#022	4	4695	1	#082	A,E	1461	2
#023	4	4695	1	#083	A	1381	2
#024	1	4695	1	#084	E	1371	2
#025	1	4695	5	#085	A	1221	2
#026	1	4695	1	#086	E	1211	2
#027	1	4695	1	#087	A,E	1141	2
#028	1	4695	1	#088	2,3	1100	24
#029	A	4661	1	#089	2,3	1090	2
#030	2,3	4500	2	#090	4	1075	5
#031	2,3	4500	2	#091	A	1061	2
#032	2,3	4305	2	#092	A	901	2
#033	4	4145	1	#093	4	890	12
#034	1	4145	1	#094	B	840	13
#035	B	4000	13	#095	B	840	1
#036	B	4000	1	#096	E	825	10
#037	4	3945	1	#097	A,E	821	2
#038	1	3945	1	#098	3	790	11
#039	4	3795	2	#099	3	790	1
#040	1	3795	1	#100	1	625	5
#041	1	3795	1	#101	E	610	20
#042	1	3125	1	#102	F	540	2
#043	1	3125	3	#103	F	540	4
#044	E	3061	1	#104	F	540	2
#045	F	2904	1	#105	A,E	501	2
#046	A,E	2904	2	#106	1	460	9
#047	C,D	2904	2	#107	1	425	9
#048	B	2904	1	#108	E	425	10
#049	4	2895	2	#109	1,4	390	2
#050	4	2825	5	#110	2,3	390	2
#051	E	2741	1	#111	2,3,C,D	390	86
#052	3	2640	1	#112	2,3,B	390	38
#053	A	2580	12	#113	C,D	390	2
#054	A,E	2421	2	#114	C,D	390	2
#055	E	2420	2	#115	C,D	390	2
#056	E	2420	8	#116	B	390	2
#057	E	2375	2	#117	1,2,3,4	350	4
#058	E	2375	6	#118	2	340	11
#059	2,3	2345	2	#119	2	340	1
#060	2,3	2345	2	#120	A,E	181	2