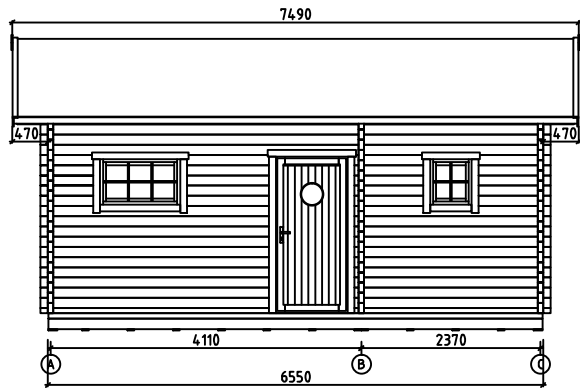
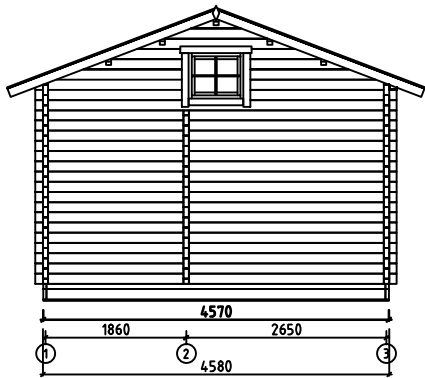


Wall-Seinä-Vägg A

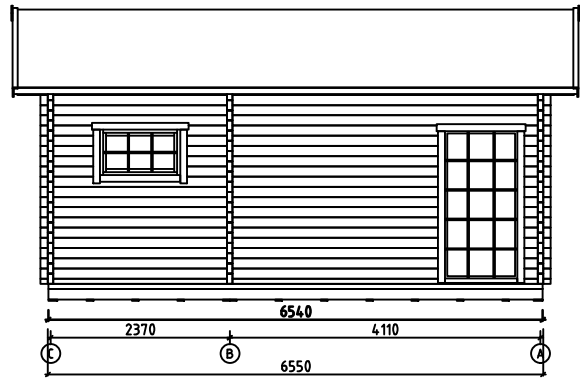


Wall-Seinä-Vägg 1

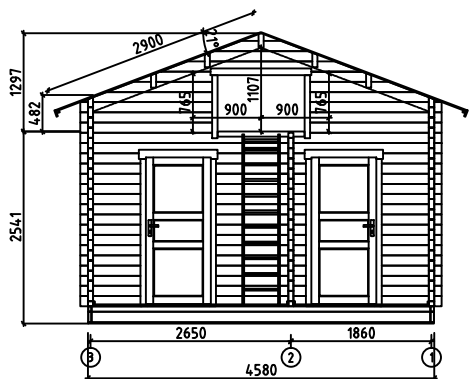


Wall-Seinä-Vägg C

FLOORBEAMS-LATTIAPALKIT-GOLVBJÄLKAR



Wall-Seinä-Vägg 3



Wall-Seinä-Vägg B

V 1.3  
P Max 250kg/m<sup>2</sup>

House	P6546-70 Jack 30m <sup>2</sup>	Sheet	0
Drawing	VIEWS-KUVAT-SEDD	Scale	1:100
Material	70x135	Date	22.11.2018
Drawer	RP	File	P6546-70 Jack 30m <sup>2</sup> View.dwg