

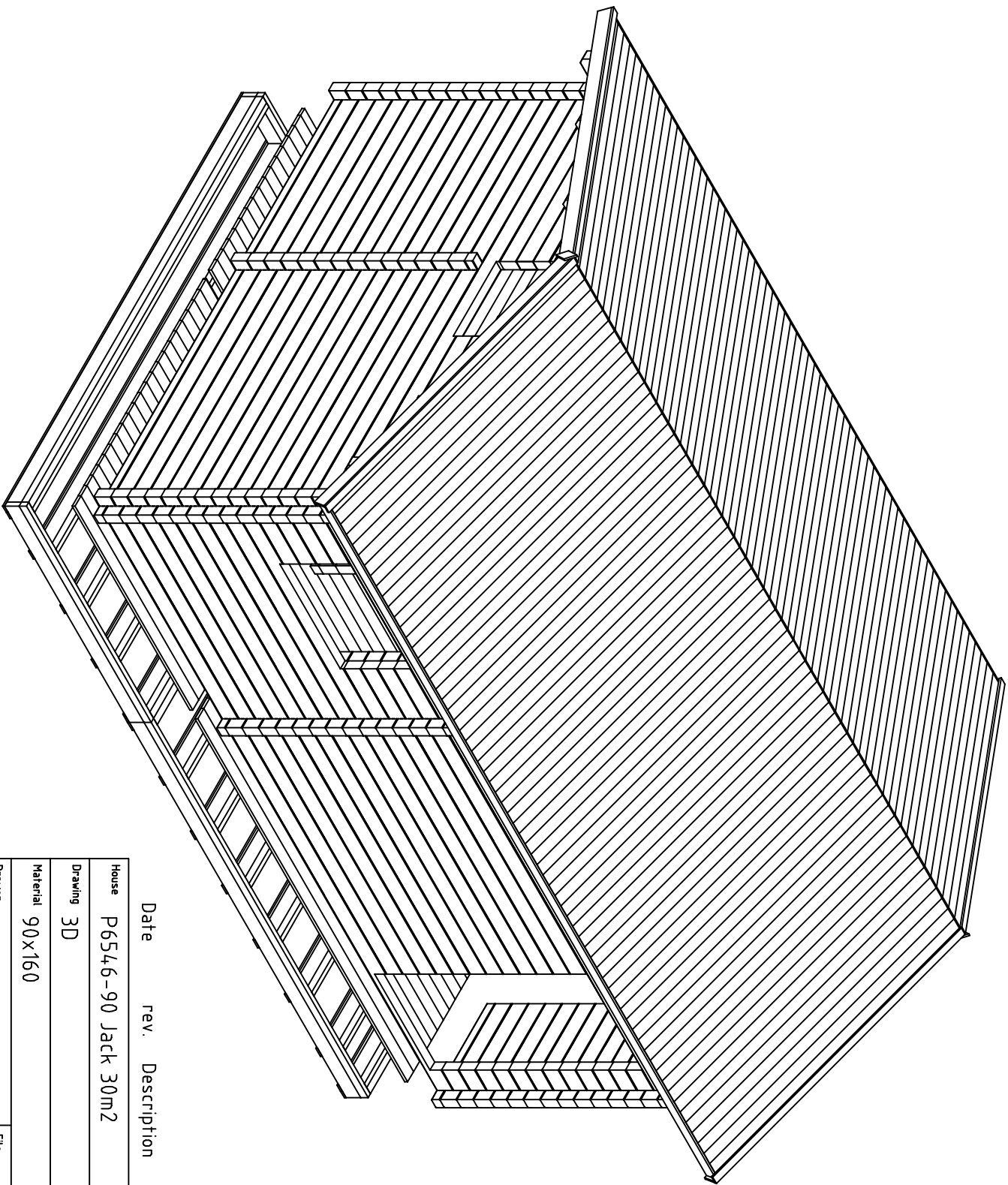
Date rev. Description

House	P6546-90 Jack 30m2	Sheet	1
-------	--------------------	-------	---

Drawing	3D	Scale	
---------	----	-------	--

Material	90x160	Date	12.03.2020
----------	--------	------	------------

Drawer	RP	File	P6546-90 Jack 30m2 3D.dwg
--------	----	------	---------------------------



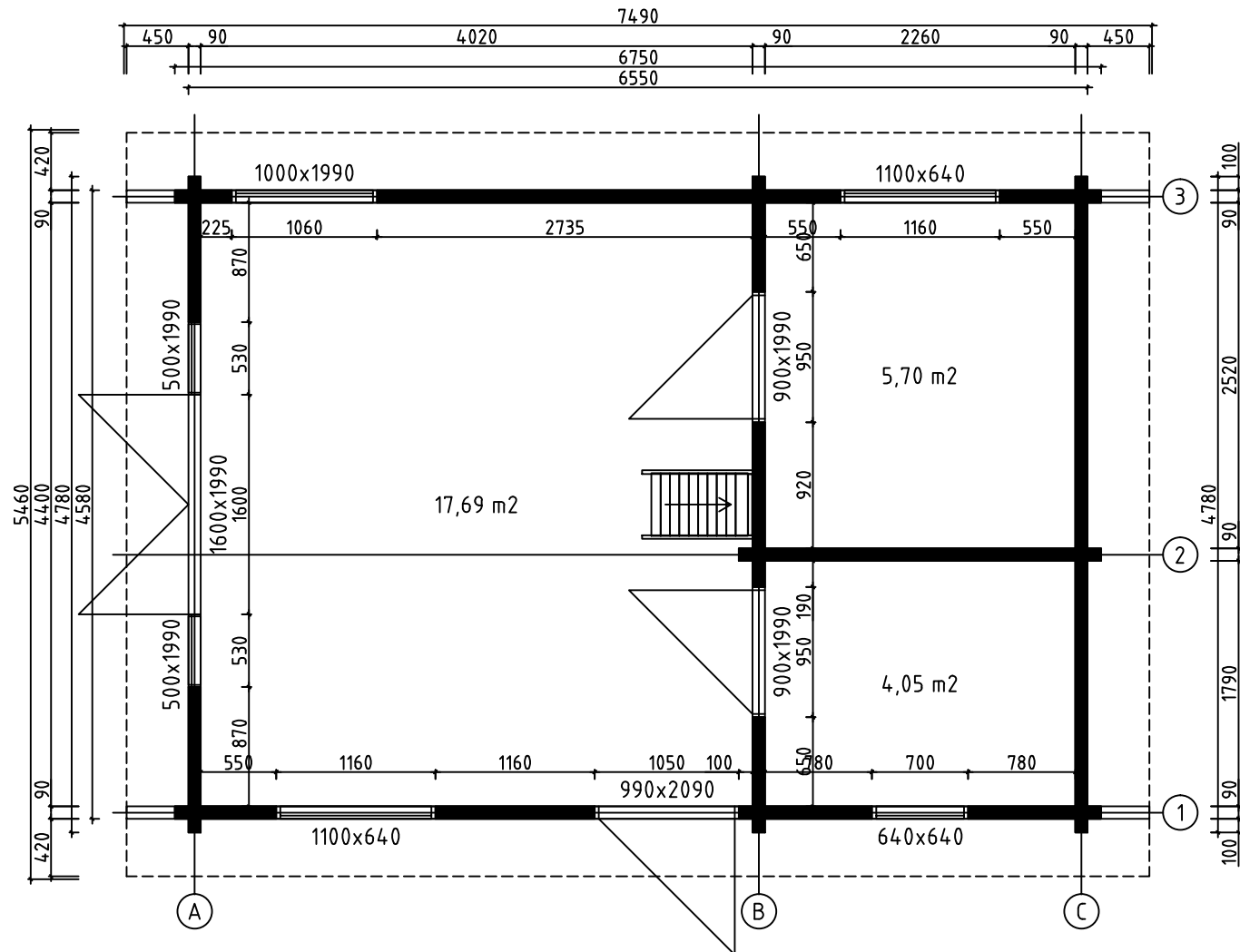
Date	rev.	Description
------	------	-------------

House	P6546-90 Jack	30m2
-------	---------------	------

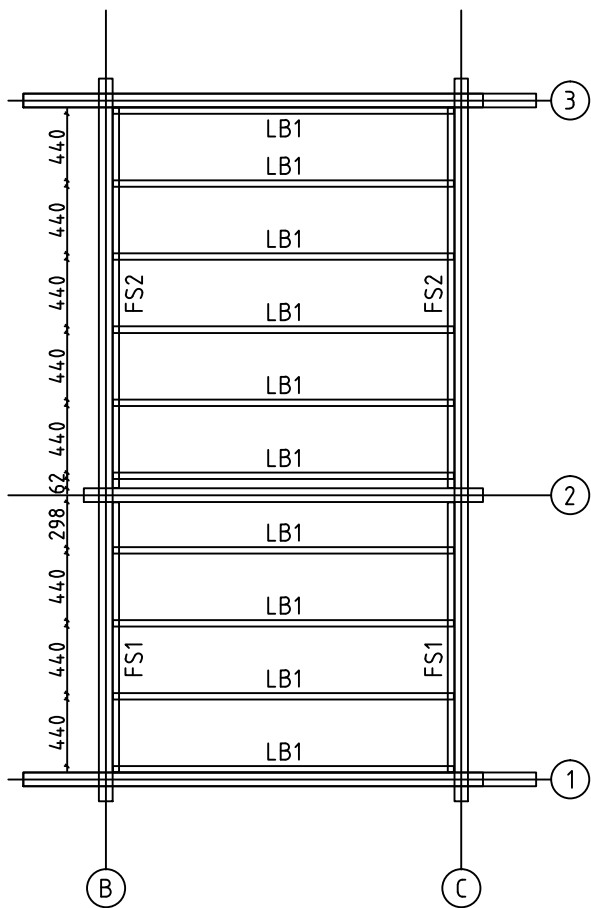
Drawing	3D	Scale
---------	----	-------

Material	90x160	Date	12.03.2020
----------	--------	------	------------

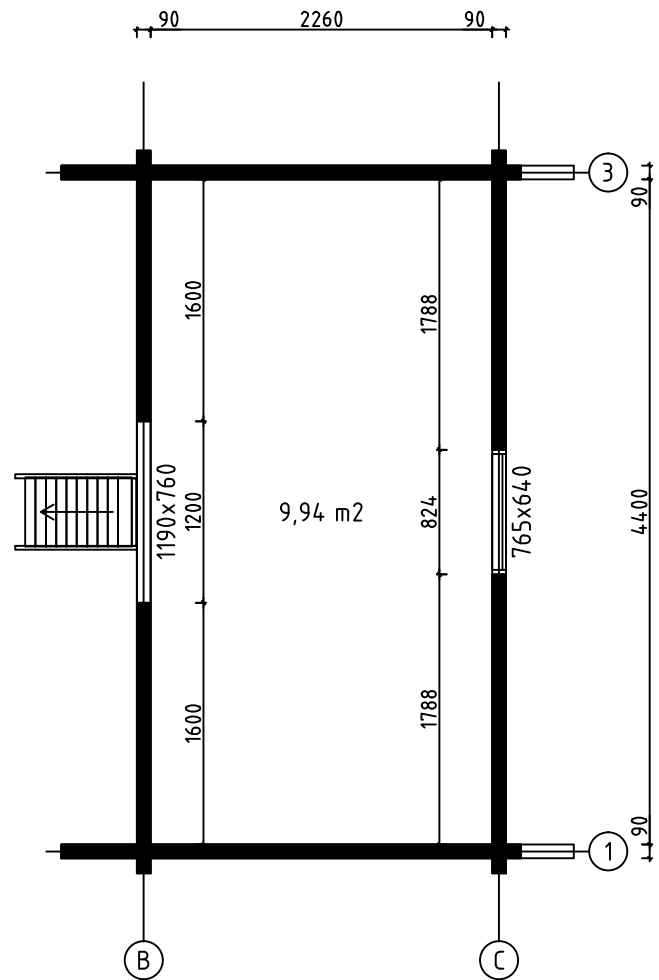
Drawer	RP	File	P6546-90 Jack 30m2 3D.dwg
--------	----	------	---------------------------



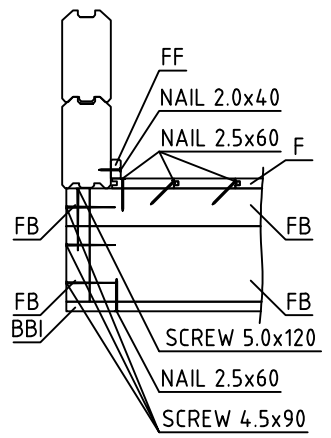
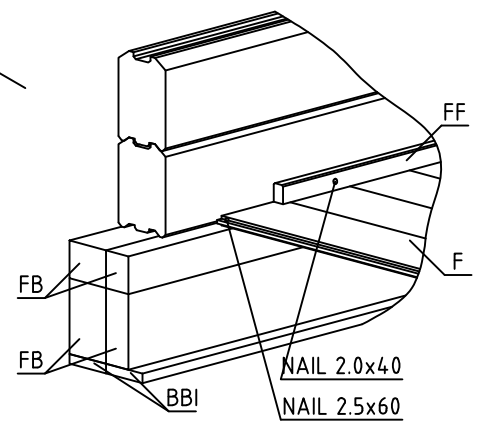
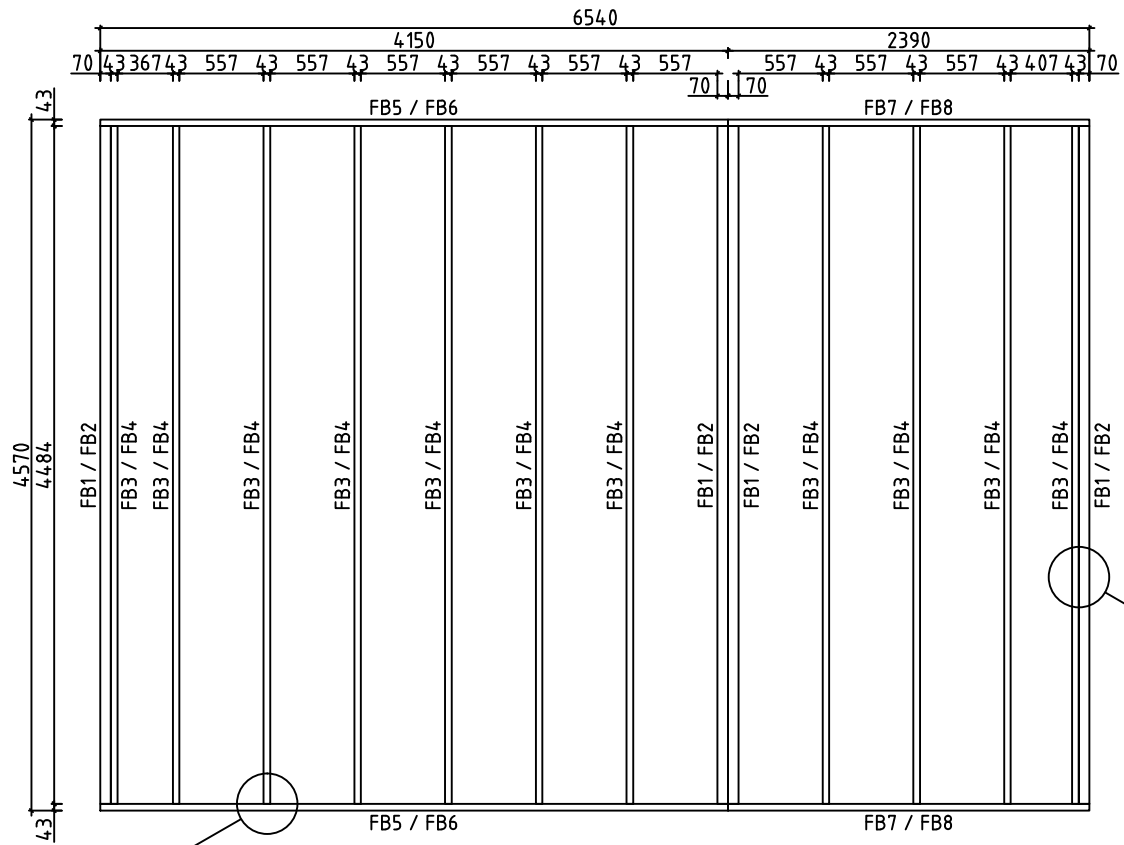
House	P6546-90 Jack 30m2	Sheet	3
Drawing	PLAN-SUUNNITELMA-PLANEN	Scale	1:50
Material	90x160	Date	12.03.2020
Drawer	RP	File	P6546-90 Jack 30m2.dwg




LOFT FLOOR BEAMS - PARVIA LATTIAPALKIT - LOFT GOLVBÄJKAR




House	P6546-90 Jack 30m2	Sheet	4
Drawing	LOFT FLOOR - PARVIA LATTIA - LOFT GOLV	Scale	1:50
Material	43x43, 43x140 90x160	Date	12.03.2020
Drawer	RP	File	P6546-90 Jack 30m2.dwg



House	P6546-90 Jack 30m2	Sheet	5
Drawing	FLOORBEAMS-LATTIAPALKIT-GOLVBJÄLKAR	Scale	1:50
Material	70x140, 70x70, 43x140, 43x70	Date	12.03.2020
Drawer	RP	File	P6546-90 Jack 30m2.dwg

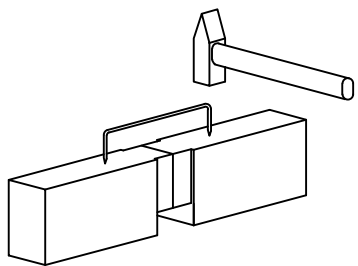
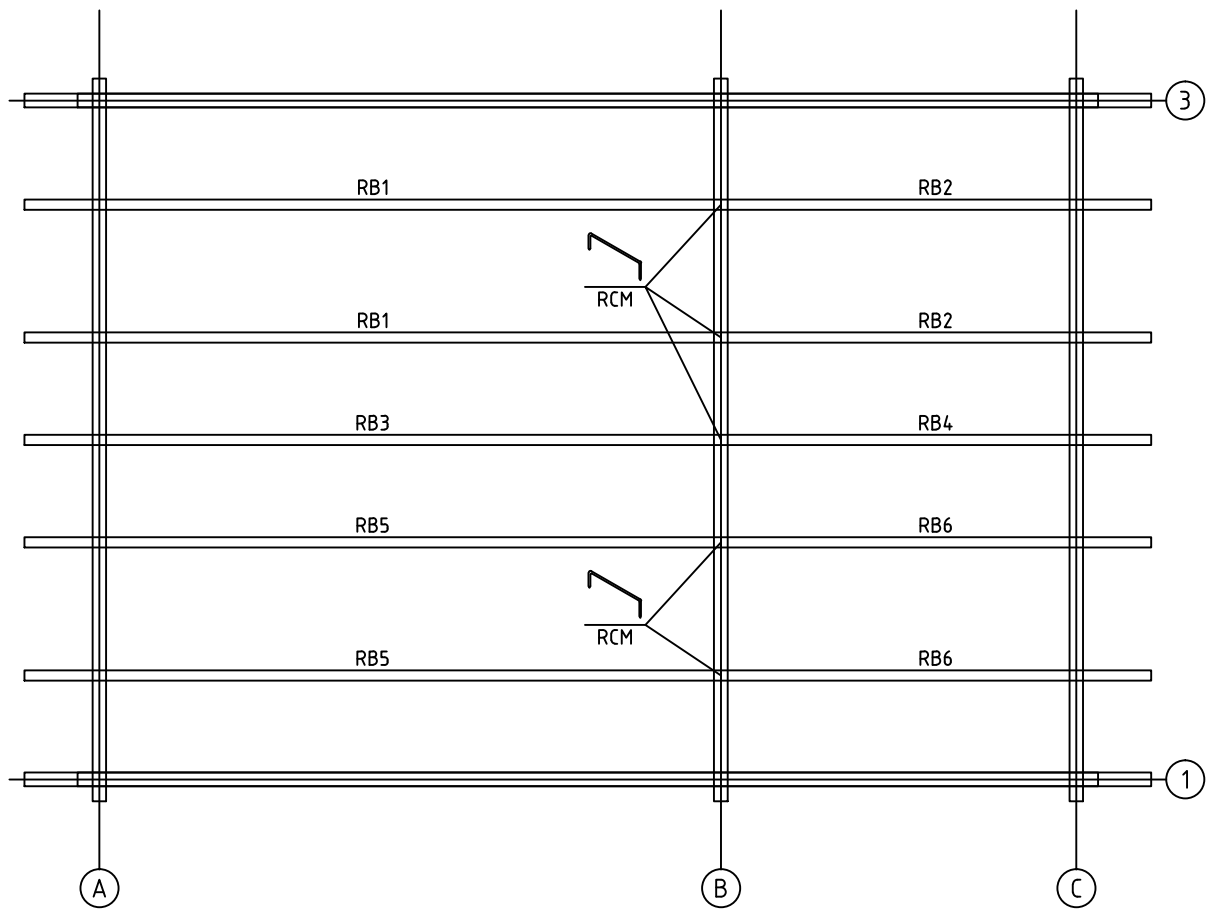


FLOORBOARD-LATTIALAUTA-GOLVBRÄDE

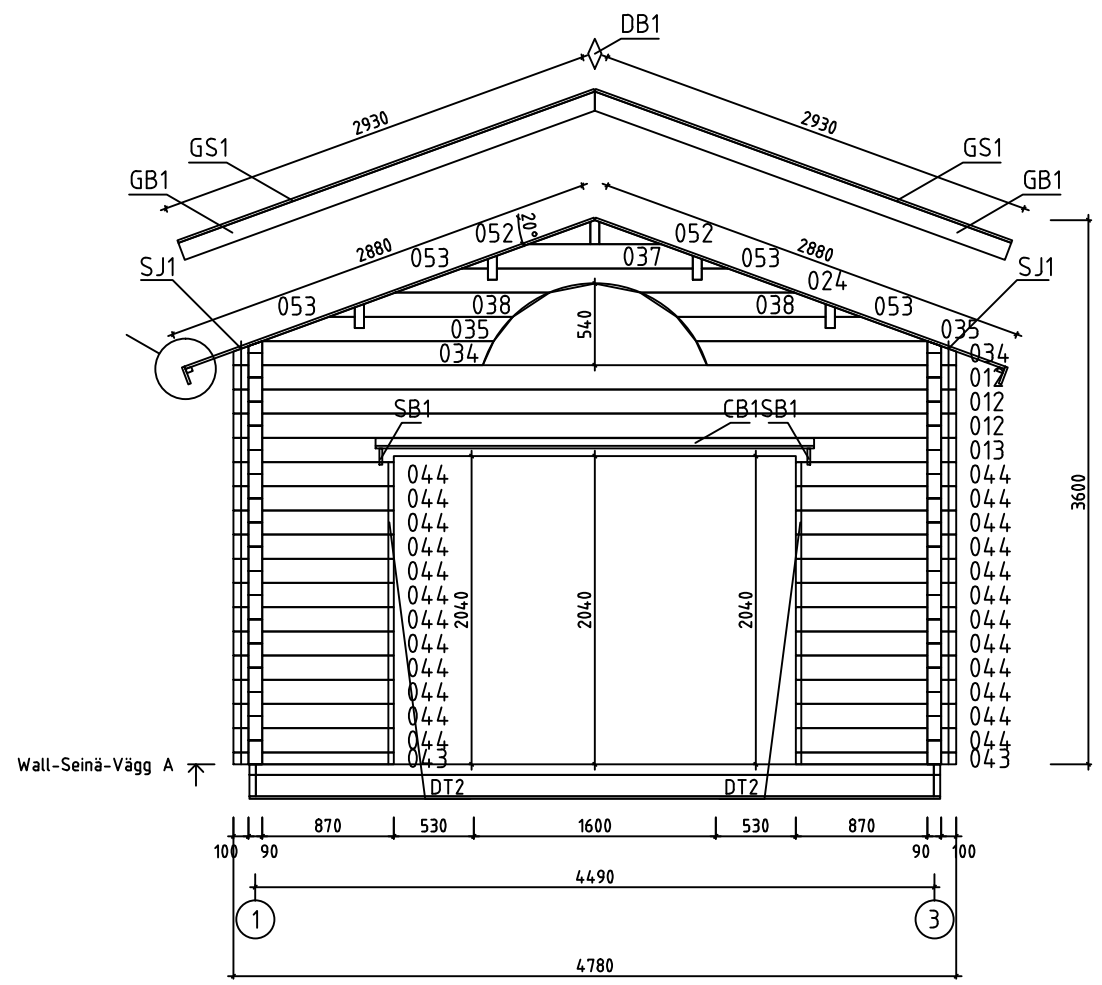
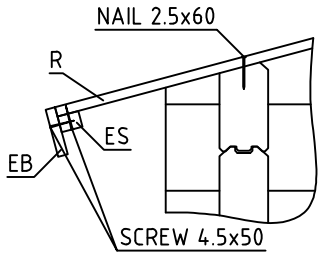


LOFT FLOORBOARD - PARVIA LATTIALATTIA - LOFT GOLVBRÄDE

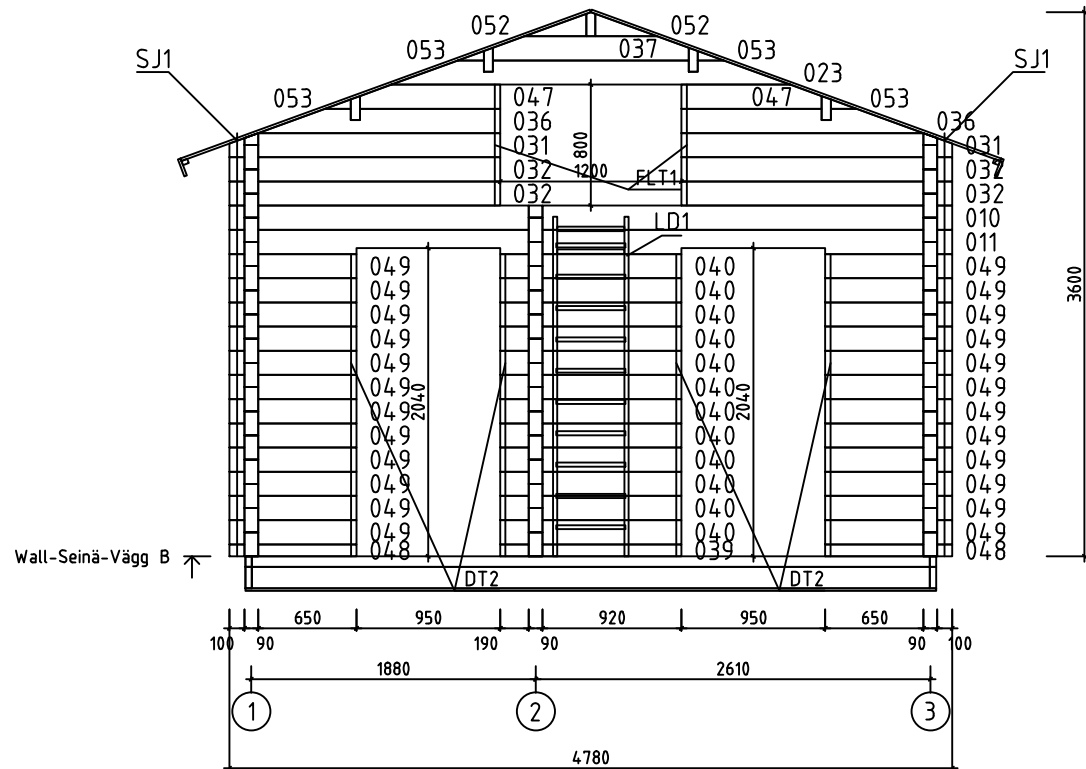
House	P6546-90 Jack 30m2	Sheet	6
Drawing	FLOORBOARD-LATTIALAUTA-GOLVBRÄDE	Scale	1:50
Material	28x114, 18x114	Date	12.03.2020
Drawer	RP	File	P6546-90 Jack 30m2.dwg



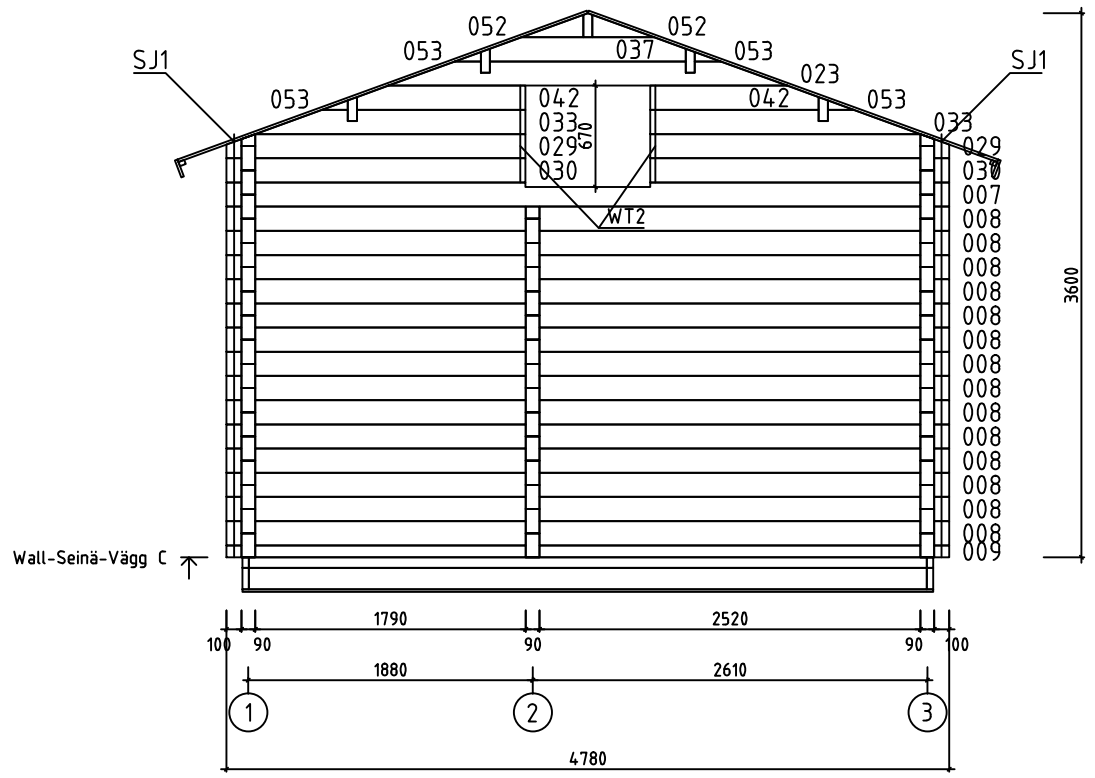
House	P6546-90 Jack 30m2	Sheet	7
Drawing	PURLINS-KATTO-ORRET-TAKÅSAR	Scale	1:50
Material	68x190	Date	12.03.2020
Drawer	RP	File	P6546-90 Jack 30m2.dwg



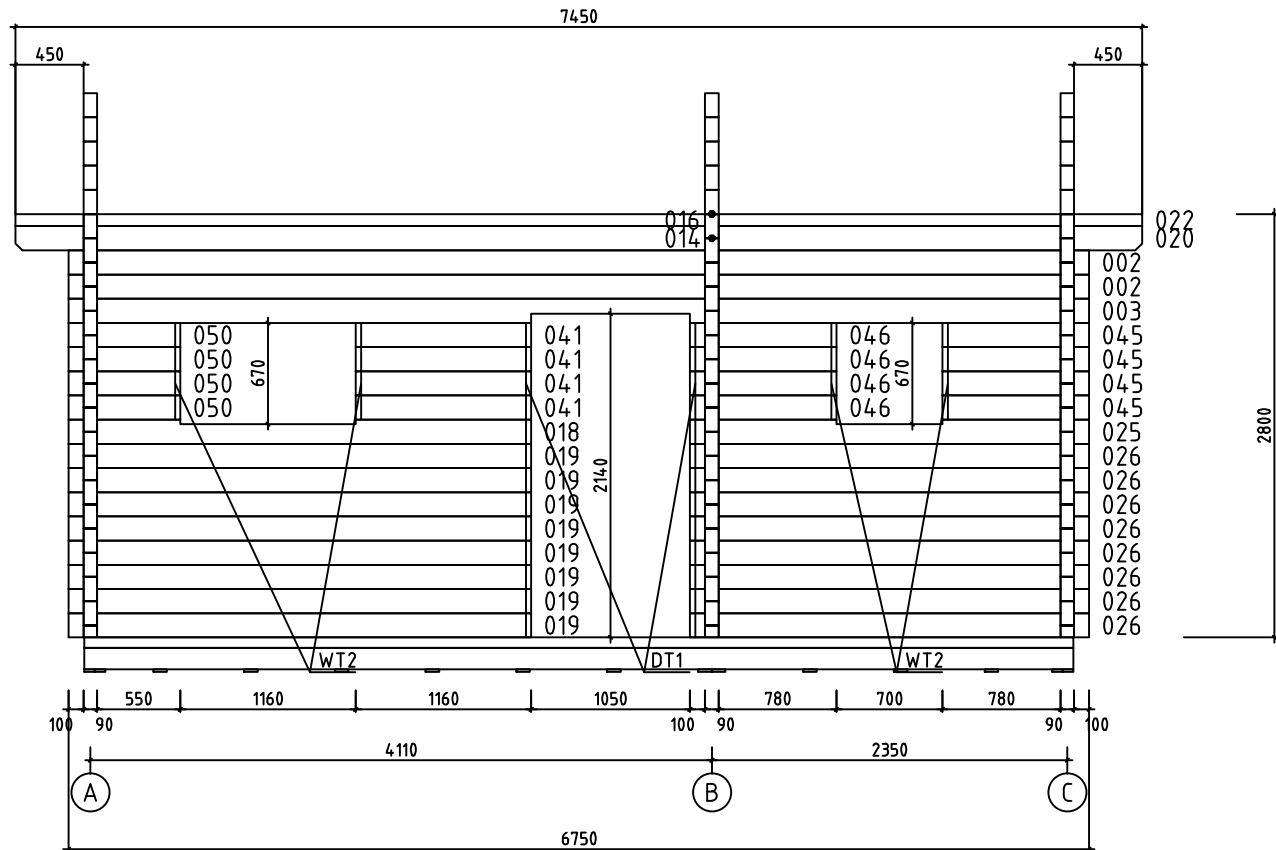
House	P6546-90 Jack 30m2	Sheet	8
Drawing	WALL-SEINÄ-VÄGG A	Scale	1:50
Material	90x160	Date	12.03.2020
Drawer	RP	File	P6546-90 Jack 30m2.dwg



House	P6546-90 Jack 30m2	Sheet	9
Drawing	WALL-SEINÄ-VÄGG B	Scale	1:50
Material	90x160	Date	12.03.2020
Drawer	RP	File	P6546-90 Jack 30m2.dwg

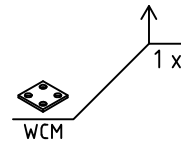
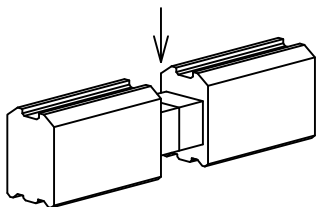


House	P6546-90 Jack 30m2	Sheet	10
Drawing	WALL-SEINÄ-VÄGG C	Scale	1:50
Material	90x160	Date	12.03.2020
Drawer	RP	File	P6546-90 Jack 30m2.dwg

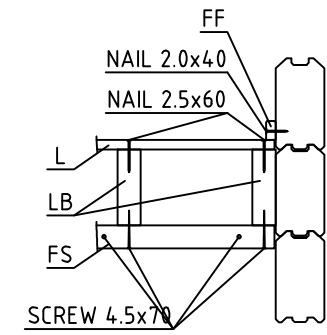
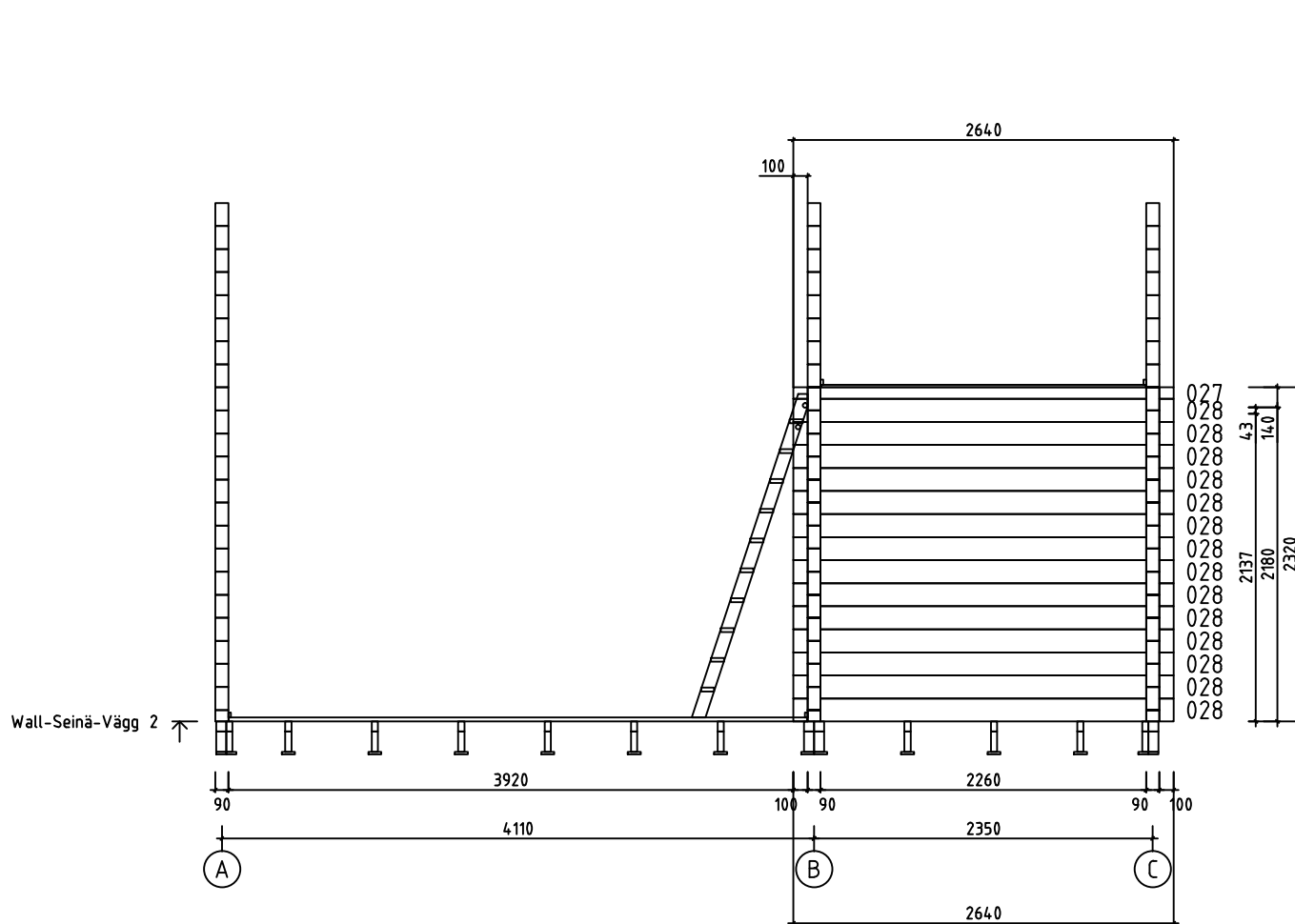


Wall-Seinä-Vägg 1 ↗

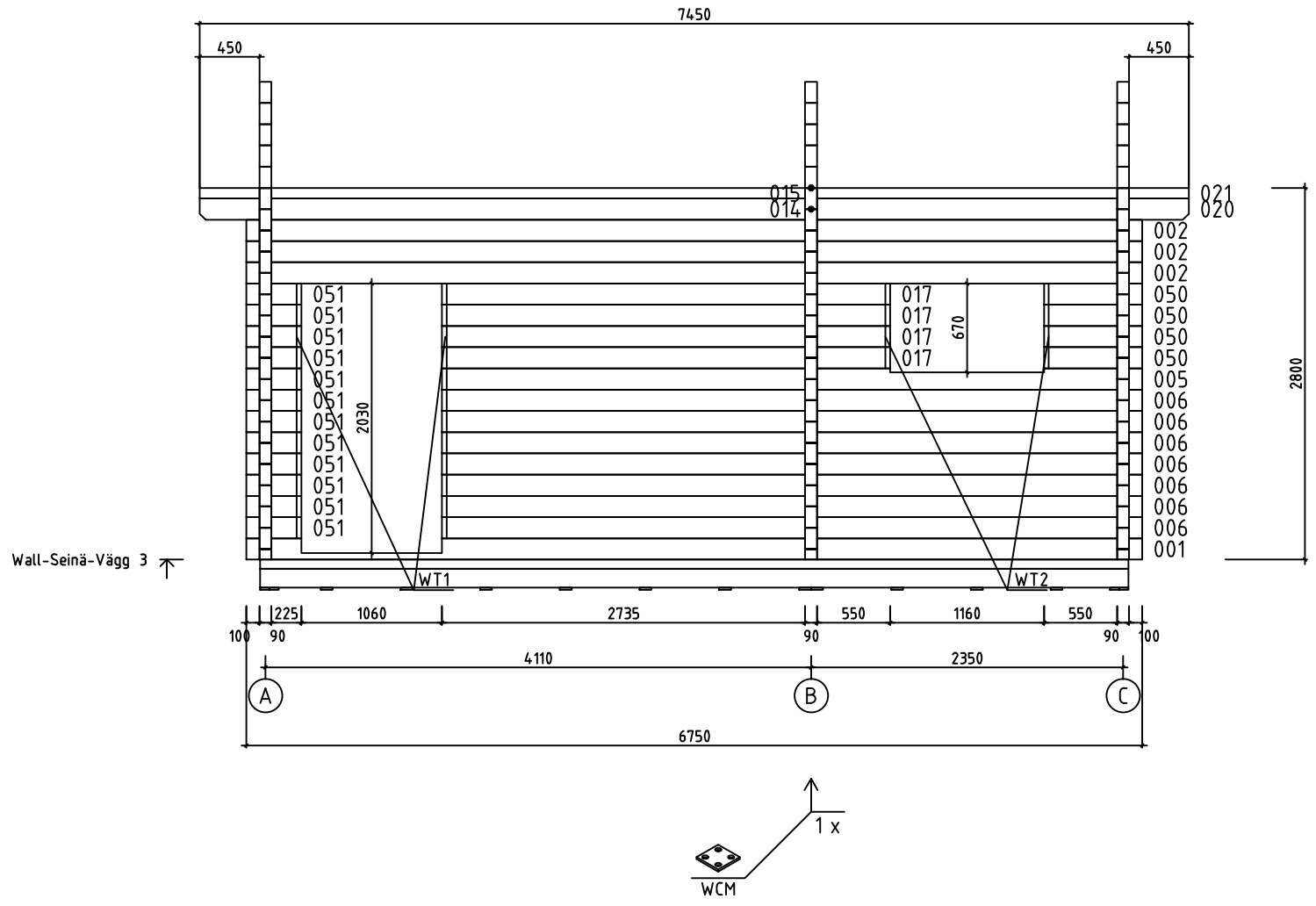
SCREW 3.5x35
4x



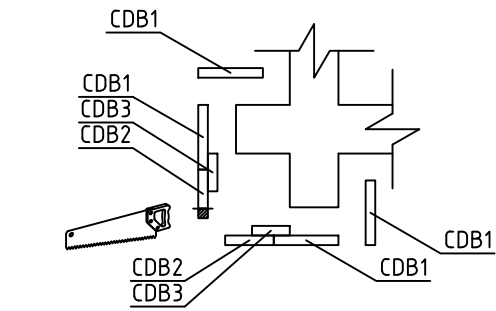
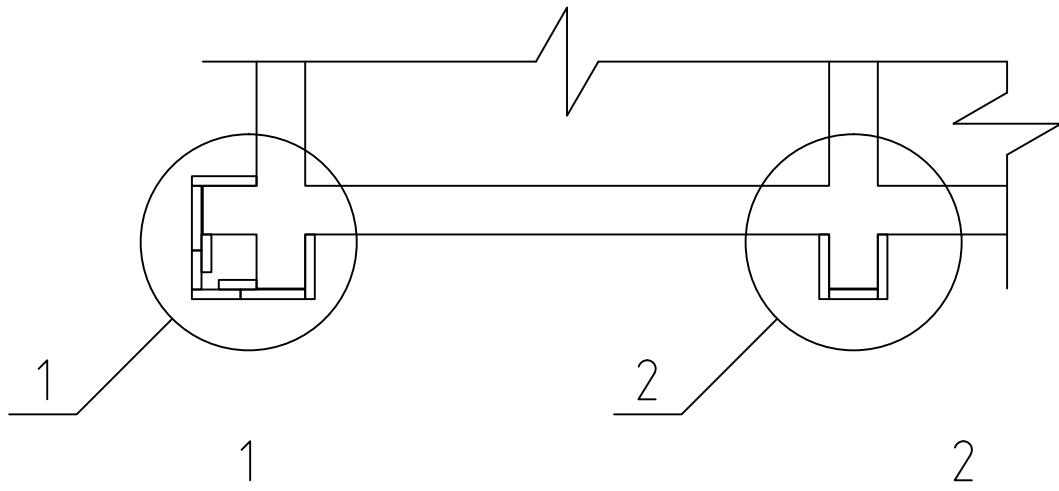
House	P6546-90 Jack 30m2	Sheet	11
Drawing	WALL-SEINÄ-VÄGG 1	Scale	1:50
Material	90x160	Date	12.03.2020
Drawer	RP	File	P6546-90 Jack 30m2.dwg



House	P6546-90 Jack 30m2	Sheet	12
Drawing	WALL-SEINÄ-VÄGG 2	Scale	1:50
Material	90x160	Date	12.03.2020
Drawer	RP	File	P6546-90 Jack 30m2.dwg

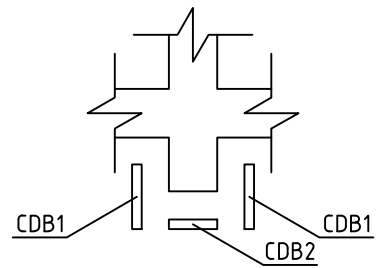


House	P6546-90 Jack 30m2	Sheet	13
Drawing	WALL-SEINÄ-VÄGG 3	Scale	1:50
Material	90x160	Date	12.03.2020
Drawer	RP	File	P6546-90 Jack 30m2.dwg





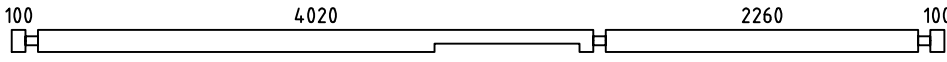
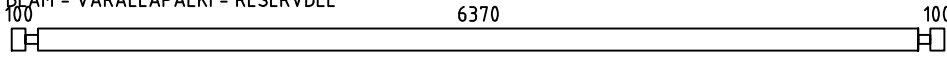
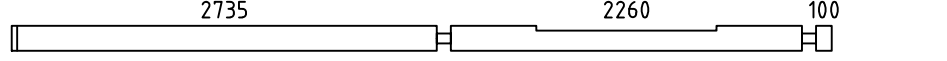
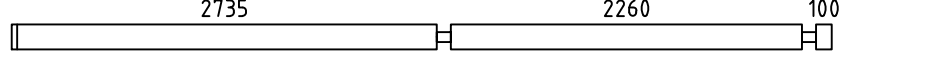
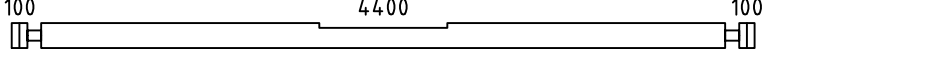



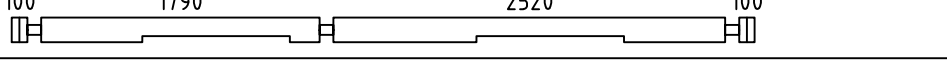





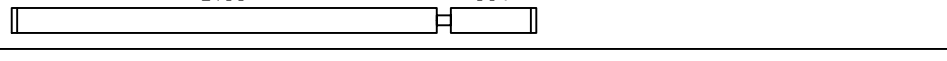

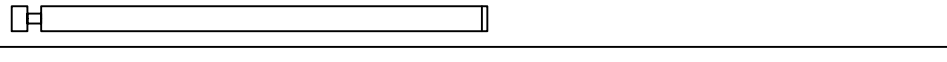
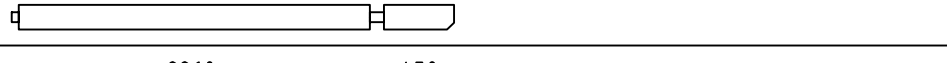
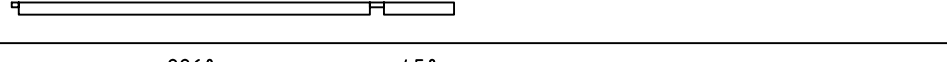
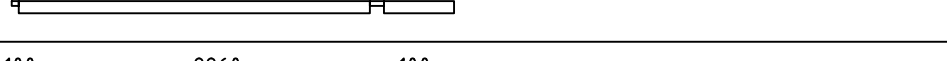

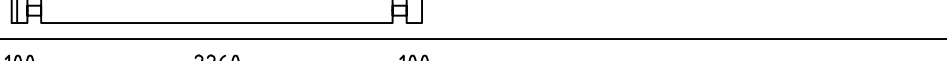

SCREW 3.5x35

SCREW 4.5x50
















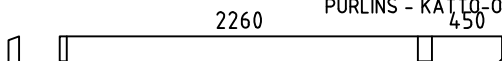
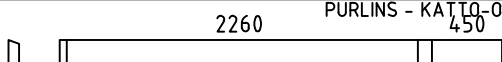
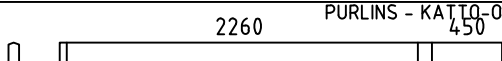





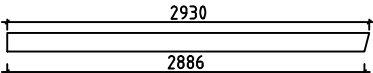





















SCREW 4.5x50

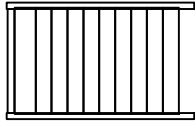
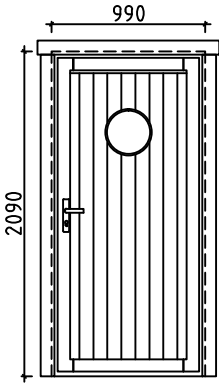
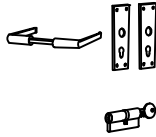
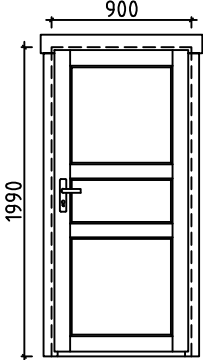
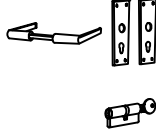
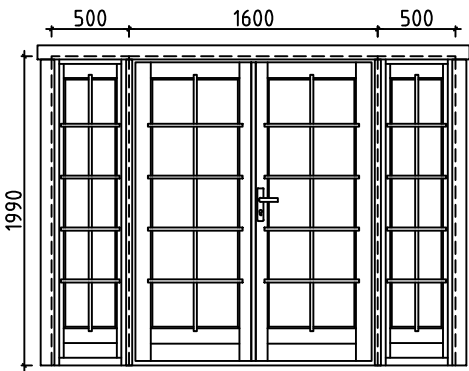
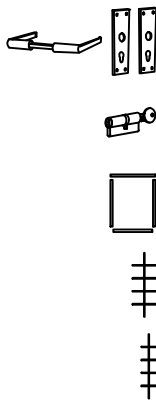
House	P6546-90 Jack 30m2	Sheet	14
Drawing	CORNER DECORATION - HÖRN DEKORATION	Scale	1:50
Material	18x120, 18x90, 18x70	Date	12.03.2020
Drawer	RP	File	P6546-90 Jack 30m2.dwg

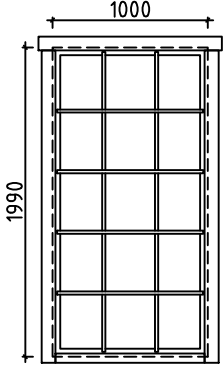
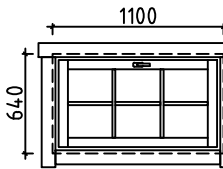
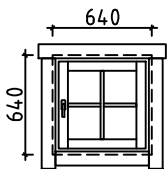
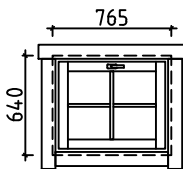
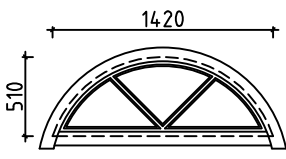
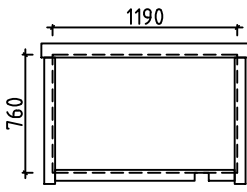
Pos	P6546-90 Jack 30m2	Pcs. St.	Profil(e) (mm)	L (mm)
001		1	90x160	6750
002		5	90x160	6750
003		1	90x160	6750
004	SPARE BEAM - VARALLAPALKKI - RESERVDEL 	1	90x160	6750
005		1	90x160	5275
006		7	90x160	5275
007		1	90x160	4780
008		14	90x160	4780
009		1	90x80	4780
010		PM 1	90x160	4780
011		1	90x160	4780
012		3	90x160	4780
013		1	90x160	4780
014		2	90x160	4605
015		1	90x80	4605
016		1	90x80	4605
017		4	90x160	3375
018		1	90x160	3060
019		8	90x160	3060
020		2	90x160	2845
021		1	90x80	2845
022		1	90x80	2845
025		1	90x160	2640
026		8	90x160	2640
027		1	90x80	2640
House P6546-90 Jack 30m2		Material	File P6546-90 Jack 30m2.dwg	Sheet 15

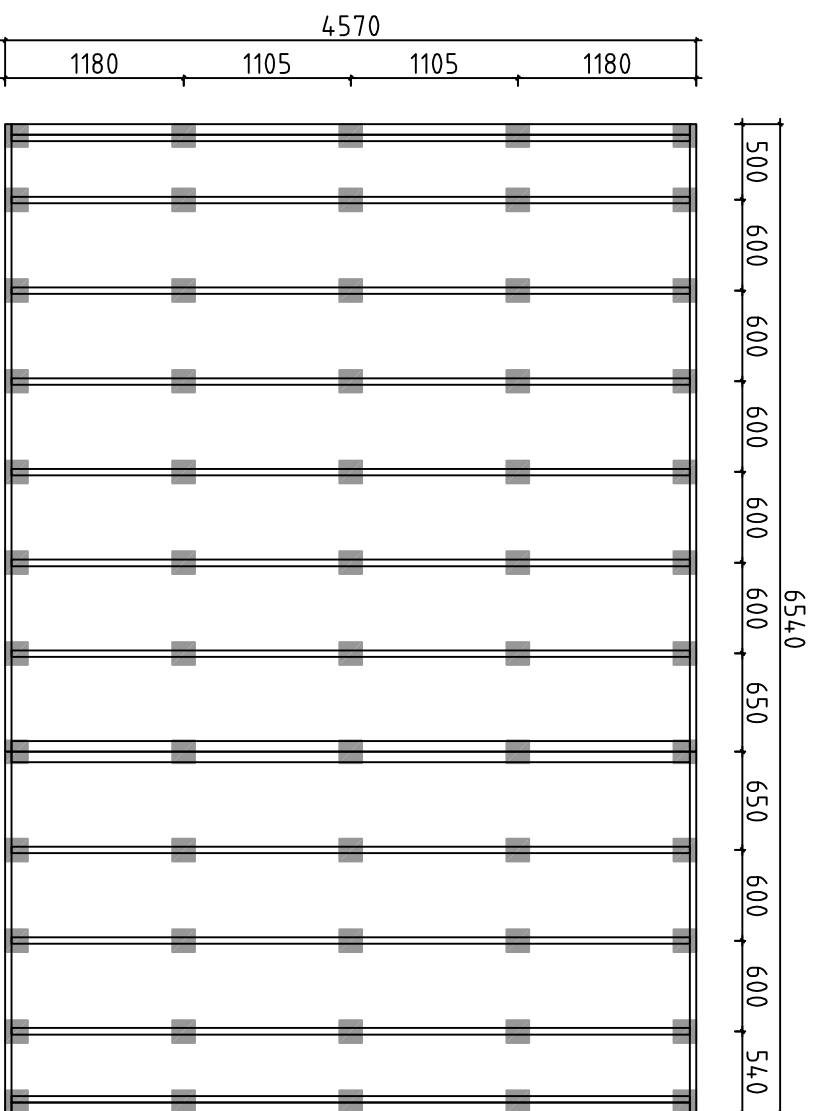
Pos	P6546-90 Jack 30m2	Pcs. St.	Profil(e) (mm)	L (mm)		
028		14	90x160	2640		
030		2	90x160	1978		
032		4	90x160	1790		
039		1	90x80	1200		
040		12	90x160	1200		
041		4	90x160	1160		
043		2	90x80	1060		
044		24	90x160	1060		
045		4	90x160	970		
046		4	90x160	970		
048		2	90x80	840		
049		24	90x160	840		
050		8	90x160	740		
051		12	90x160	415		
WA-1		1	90x949	4780		
WB-1		1	90x949	4780		
WC-1		1	90x949	4780		
HB	HIT BLOCK-ASENNUSPALKI-SLAG BRÄDA	2	90x160	300		
LB1	LOFT FLOOR BEAMS-PARVIAPALKIT-LOFTBJÄLKAR	10	43x140	2255		
House	P6546-90 Jack 30m2	Material	File	P6546-90 Jack 30m2.dwg	Sheet	16

Pos	P6546-90 Jack 30m2			Pcs. St.	Profil(e) (mm)	L (mm)		
FB1	FLOORBEAMS - LATTIAPALKIT - GOLVBJÄLKAR 			4	70x140	4484		
FB2	FLOORBEAMS - LATTIAPALKIT - GOLVBJÄLKAR 			4	70x70	4484		
FB3	FLOORBEAMS - LATTIAPALKIT - GOLVBJÄLKAR 			11	43x140	4484		
FB5	FLOORBEAMS - LATTIAPALKIT - GOLVBJÄLKAR 			2	43x140	4150		
FB7	FLOORBEAMS - LATTIAPALKIT - GOLVBJÄLKAR 			2	43x140	2390		
FB4	FLOORBEAMS - LATTIAPALKIT - GOLVBJÄLKAR 			11	43x70	4484		
FB6	FLOORBEAMS - LATTIAPALKIT - GOLVBJÄLKAR 			2	43x70	4150		
FB8	FLOORBEAMS - LATTIAPALKIT - GOLVBJÄLKAR 			2	43x70	2390		
BB12	COUNTERFLOOR HOLDING BOARDS - ROSSIPOHJAA KANNATTELEVAT LAUDAT - BRÄDER SOM HALLER TROSSBOTTEN  IMM			11	18x90	4570		
BB11	COUNTERFLOOR HOLDING BOARDS - ROSSIPOHJAA KANNATTELEVAT LAUDAT - BRÄDER SOM HALLER TROSSBOTTEN  IMM			4	18x70	4570		
FS2	SLEEPING FLOOR SUPPORTING SLAT - PARVIALATTIA TUKILISTA - LOFTGOLVLIST 			2	43x43	2515		
FS1	SLEEPING FLOOR SUPPORTING SLAT - PARVIALATTIA TUKILISTA - LOFTGOLVLIST 			2	43x43	1785		
RB5	PURLINS - KATTO-ORRET - TAKASAR 			2	68x190	4605		
RB1	PURLINS - KATTO-ORRET - TAKASAR 			2	68x190	4605		
RB3	PURLINS - KATTO-ORRET - TAKASAR 			1	68x190	4605		
RB6	PURLINS - KATTO-ORRET - TAKASAR 			2	68x190	2845		
RB2	PURLINS - KATTO-ORRET - TAKASAR 			2	68x190	2845		
RB4	PURLINS - KATTO-ORRET - TAKASAR 			1	68x190	2845		
F1	FLOORBOARD - LATTIALAUTA - GOLVBRÄDE  114 or-tai-eller 88			39+1 51+1	28x114 28x88	4015		
F2	FLOORBOARD - LATTIALAUTA - GOLVBRÄDE  114 or-tai-eller 88			39+1 51+1	28x114 28x88	2255		
L1	LOFT BOARD - PARVIALATTIA - LOFTGOLV  114 or-tai-eller 88			20+1 26+1	18x114 18x88	4395		
R1	ROOFBOARD - KATTOLAUTA - TAKBRÄDE  114 or-tai-eller 88			132+2 172+2	18x114 18x88	2880		
FF1	SKIRTING SLAT - LATTIALISTA - GOLVLIST 				18x35	48m		
GB1	GABLE BOARD - KAAPELILAUTA - GAVELBRÄDA 			4	18x120	2930		
GS1	BOARD MATCHING WITH GABLE BOARD - KAAPELILAUTA VASTAVA LAUTA - BRÄDA OVANPÅ GAVELBRÄDA 			4	18x70	2930		
House	P6546-90 Jack 30m2		Material	File	P6546-90 Jack 30m2.dwg		Sheet	17

Pos	P6546-90 Jack 30m2		Pcs. St.	Profil(e) (mm)	L (mm)	
EB1	EAVE BOARD - RÄYSTÄSLAUTA - TAKFOTBRÄDE		4	18x120	3725	
ES1	EAVE SLAT - RÄYSTÄSLISTA - TAKFOTLIST		4	30x40	3725	
DB1	DECORATIVE - KORISTE - PRYDNADS		2	18x90	200	
CDB1	CORNER DECORATION BOARD - HÖRN DEKORATION BRÄDE		22	18x120	2790	
CDB2	CORNER DECORATION BOARD - HÖRN DEKORATION BRÄDE		15	18x90	2790	
CDB3	CORNER DECORATION BOARD - HÖRN DEKORATION BRÄDE		8	18x70	2790	
CB1	COVERING BOARD - PEITELAUTA - HYLLBRÄDA		1	18x120	2900	
SB1	SUPPORT BOARD - TUKILAUTA - KONSOL		2	28x85	80	
DT1	DOOR ASSEMBLING PROFILE - VEN ASENNUSPROFIILI - DÖRR MONTERINGSPROFIL		2	90x43	2040	
DT2	DOOR ASSEMBLING PROFILE - VEN ASENNUSPROFIILI - DÖRR MONTERINGSPROFIL		6	90x43	1950	
WT1	WINDOW ASSEMBLING PROFILE - IKKUNA ASENNUSPROFIILI - FÖNSTER MONTERINGSPROFIL		2	90x43	1870	
WT2	WINDOW ASSEMBLING PROFILE - IKKUNA ASENNUSPROFIILI - FÖNSTER MONTERINGSPROFIL		8	90x43	590	
FLT1	ASSEMBLING PROFILE-ASENNUSPROFIILI-MONTERINGSPROFIL		2	18x25	760	
SJ1	SCREW JOINT - KIERRETANKO - GÄNGSTAPP		6	M10	2770	
RCM	ROOFBEAMS CONNECTING METAL - METALL FÖR SAMMANFOGNING AV TAKASAR - KATTO-ORRE YHTEENLITYSMETALLT		5	∅6.0	200	
WCM	WALLBEAMS CONNECTING METAL - METALLPLATTA FÖR SAMMANFOGNING AV VÄGGEN BALKAR - SEINÄPALKKEJA METALLISET YHTEENLIITYMISLAATAT		2	60	60	
	NUT-MUTTERI-NÖT FOR-VARTEN-FÖR	SJ1		6	M10	
	NAILS-NAULAT-SPIKAR FOR-VARTEN-FÖR	FF1		110	∅2.0	40
	NAILS-NAULAT-SPIKAR FOR-VARTEN-FÖR	F1, F2, L1, R1, BB11, BB12		1700	∅2.5	60
	SCREWS-RUUVIT-SKRUVAR FOR-VARTEN-FÖR	WCM, CDB3		100	∅3.5	35
	SCREWS-RUUVIT-SKRUVAR FOR-VARTEN-FÖR	GB1, GS1, EB1, ES1, DB1, CB, CDB1, CDB2		320	∅4.5	50
	SCREWS-RUUVIT-SKRUVAR FOR-VARTEN-FÖR	FS1, FS2, LB1, SB		50	∅4.5	70
	SCREWS-RUUVIT-SKRUVAR FOR-VARTEN-FÖR	009, 015, 016, 021, 022, 027, 039, 043, 048 FB1, FB2, FB3, FB4, FB5, FB6, FB7, FB8		80	∅4.5	90
	SCREWS-RUUVIT-SKRUVAR FOR-VARTEN-FÖR	FB2, FB4, FB6, FB8		60	∅5.0	120
	SCREWS-RUUVIT-SKRUVAR FOR-VARTEN-FÖR	RB1, RB2, RB3, RB4, RB5, RB6		20	∅6.0	160
House	P6546-90 Jack 30m2		Material	File	P6546-90 Jack 30m2.dwg	Sheet 18

Pos	P6546-90 Jack 30m2		Pcs. St.	Profil(e) (mm)	L (mm)
LD1	LADDER-TIKAPUUT-STEGE		1	500	2385
D1	DOOR-OVI-DÖRR (right-oikea-höger) ORT_ST	 	P 1 1	990	2090
D2	DOOR-OVI-DÖRR (1x right-oikea-höger; 1x left-jäljellä-vänster) AST	 	P+V 2 2	900	1990
D3	DOOR-OVI-DÖRR (right-oikea-höger) ORT_ST		P	1600	1990
W1	WINDOW-IKKUNAN-FÖNSTER ORT_ST_K	 	2 1 1 1 2 2	500	1990
House P6546-90 Jack 30m2		Material	File P6546-90 Jack 30m2.dwg	Sheet 19	

Pos	P6546-90 Jack 30m2	Pcs. St.	Profil(e) (mm)	L (mm)
W2	WINDOW-IKKUNAN-FÖNSTER ORT_ST_K 	1 1	1000	1990
W3	WINDOW-IKKUNAN-FÖNSTER ORT_ST_SU 	2 2 2 2	1100	640
W4	WINDOW-IKKUNAN-FÖNSTER (right-oikea-höger) ORT_ST 	1 1 1 1	640	640
W5	WINDOW-IKKUNAN-FÖNSTER ORT_ST_SU 	1 1 1 1	765	640
W6	WINDOW-IKKUNAN-FÖNSTER ORT_ST_K 	1	1420	510
FL1	FRAME AROUND LOFT ENTRANCE 	1	1190	760

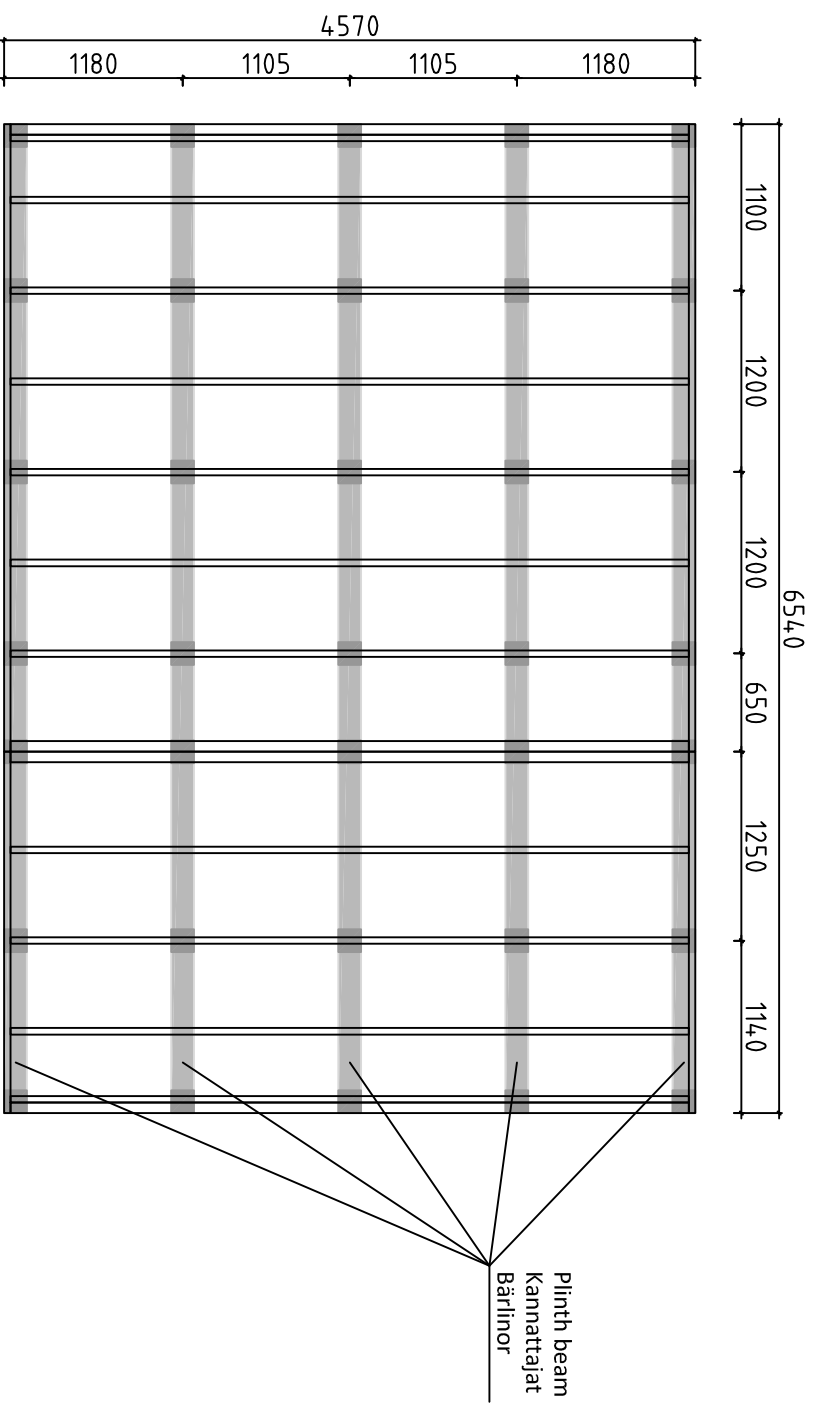


Detta är ett förslag för hur man kan placera plintarna (100-200 mm i diameter) för golvbjälklaget. Golvbjälkarna är med i byggsatsen, men inte plintarna. Använder man exempelvis 500-600mm långa murblock så kan man halvera antalet punkter. Lägg fuktskyddande papp mellan betong och trä

Tämä on ehdotus siltä, miten (100-200 mm läpimitäiset) jalat voidaan sijoittaa alapohjaa varten. Lattiapalkit ovat rakennussarjassa, mutta jalat ei ole. Kun käytetään esimerkiksi 500-600 mm pitkiä harkkoja, voidaan pisteiden määrä puoltaa. Aseta betoniin ja puun väliin kosteudelta suojava pähvi

A proposal for placing plinths (100-200 mm in diameter) for floor beams. Floor beams are provided in the kit but plinths are not included. For example, by using 500-600 mm long masonry units, one can reduce the number of points 50%. Place cardboard between the concrete and wood to protect from moisture

House	P6546-90 Jack 30m2	Sheet	21
Drawing	FOUNDATION PLAN - PLINTPLAN	Scale	1:50
Material		Date	12.03.2020
Drawer	RP	File	P6546-90 Jack 30m2 Foundation.dwg



Förslag på alternativ plintplan med bärlinor och plintar. Bärlinor 45x95 eller 45x120 och plintar ca 100-200 mm i diameter. (Bärlinor och plintar ingår ej i leveransen). Används exempelvis murblock, (ingår ej i leveransen) istället för plintar, kan man lägga bärlinorna platt mot dessa och på det sättet minska höjden på konstruktionen. I denna konstruktion kan man dessutom lägga en "boardskiva" mellan bärlinorna och golvbjälkarna och på det sättet bära upp bjälklagsisoleringen. Lagg fuktskyddande papp mellan betong och trä

Endotus valitoehtoista jalustasta kannattajilla ja jaloilla. Kannattajat 45x95 tai 45x120 ja jalat läpimitään n. 100-200 mm (kannattajat ja jalat ei ole toimituksessa). Käytettäessä esimerkiksi harkkoja (ei kuulu toimitukseen) jalkojen sijasta, voi kannattajat asettaa lappeelleen niitä vasten ja sillä tavoin vähentää rakenteen korkeutta. Tässä rakenteessa voi lisäksi asettaa lelyn kannattajien ja lattiapalkkien väliin ja sillä tavoin kannattaa alapohjan eristystä. Aseta betonin ja puun väliin kosteudelta suojaava pahvi

A proposal for alternative plinth beam layout plan. Plinth beams 45x95 or 45x120 and plinths ca 100-200 mm in diameter (plinth beams and plinths are not included in the kit). For example, by using masonry units (not included in the kit) instead of plinths, one can lay plinth beams flat against the masonry units and in that way reduce the height of the structure. In this construction one can also add "plywood board" between plinth beams. Place cardboard between the concrete and wood to protect from moisture

House	P6546-90 Jack 30m2	Sheet	22
Drawing	FOUNDATION PLAN - PLINTPLAN	Scale	1:50
Material		Date	12.03.2020
Drawer	RP	File	P6546-90 Jack 30m2 Foundation.dwg

#001	3	6750	1
#002	1,3	6750	5
#003	1	6750	1
#004		6750	1
#005	3	5275	1
#006	3	5275	7
#007	C	4780	1
#008	C	4780	14
#009	C	4780	1
#010	B	4780	1
#011	B	4780	1
#012	A	4780	3
#013	A	4780	1
#014	1,3	4605	2
#015	3	4605	1
#016	1	4605	1
#017	3	3375	4
#018	1	3060	1
#019	1	3060	8
#020	1,3	2845	2
#021	3	2845	1
#022	1	2845	1
#023	B,C	2640	2
#024	A	2640	1
#025	1	2640	1
#026	1	2640	8
#027	2	2640	1
#028	2	2640	14
#029	C	1978	2
#030	C	1978	2
#031	B	1790	2
#032	B	1790	4
#033	C	1788	2
#034	A	1722	2
#035	A	1658	2
#036	B	1600	2
#037	A,B,C	1294	3
#038	A	1228	2
#039	B	1200	1
#040	B	1200	12
#041	1	1160	4
#042	C	1115	2
#043	A	1060	2
#044	A	1060	24
#045	1	970	4
#046	1	970	4
#047	B	927	2
#048	B	840	2
#049	B	840	24
#050	1,3	740	8
#051	3	415	12
#052	A,B,C	410	6
#053	A,B,C	173	12