

Date rev. Description

House P6546-70 Edwin 30m2

Sheet 1

Drawing 3D

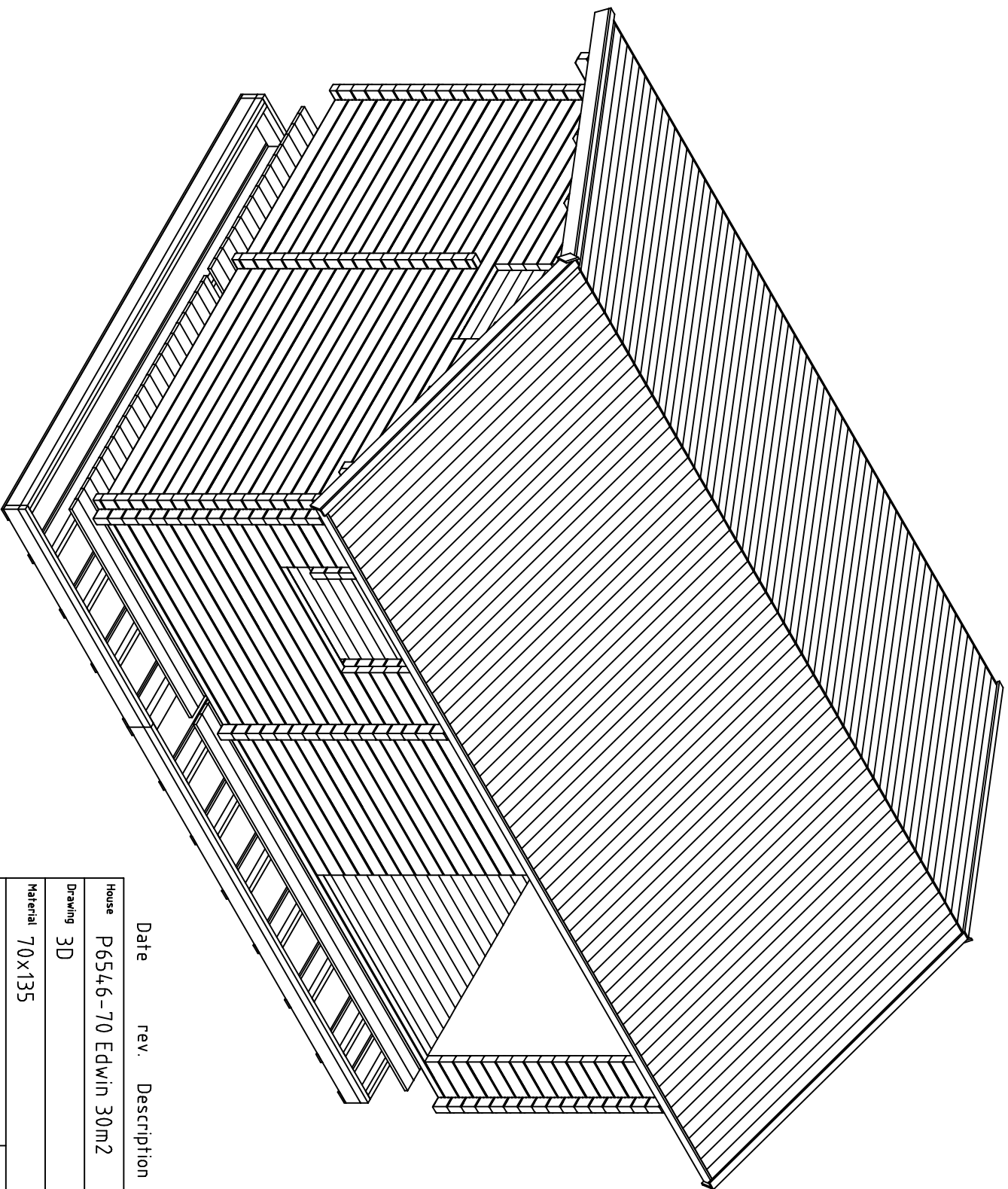
Scale

Material 70x135

Date 18.02.2020

Drawer RP

File P6546-70 Edwin 30m2 3D.dwg



Date rev. Description

House P6546-70 Edwin 30m2

Sheet 2

Drawing 3D

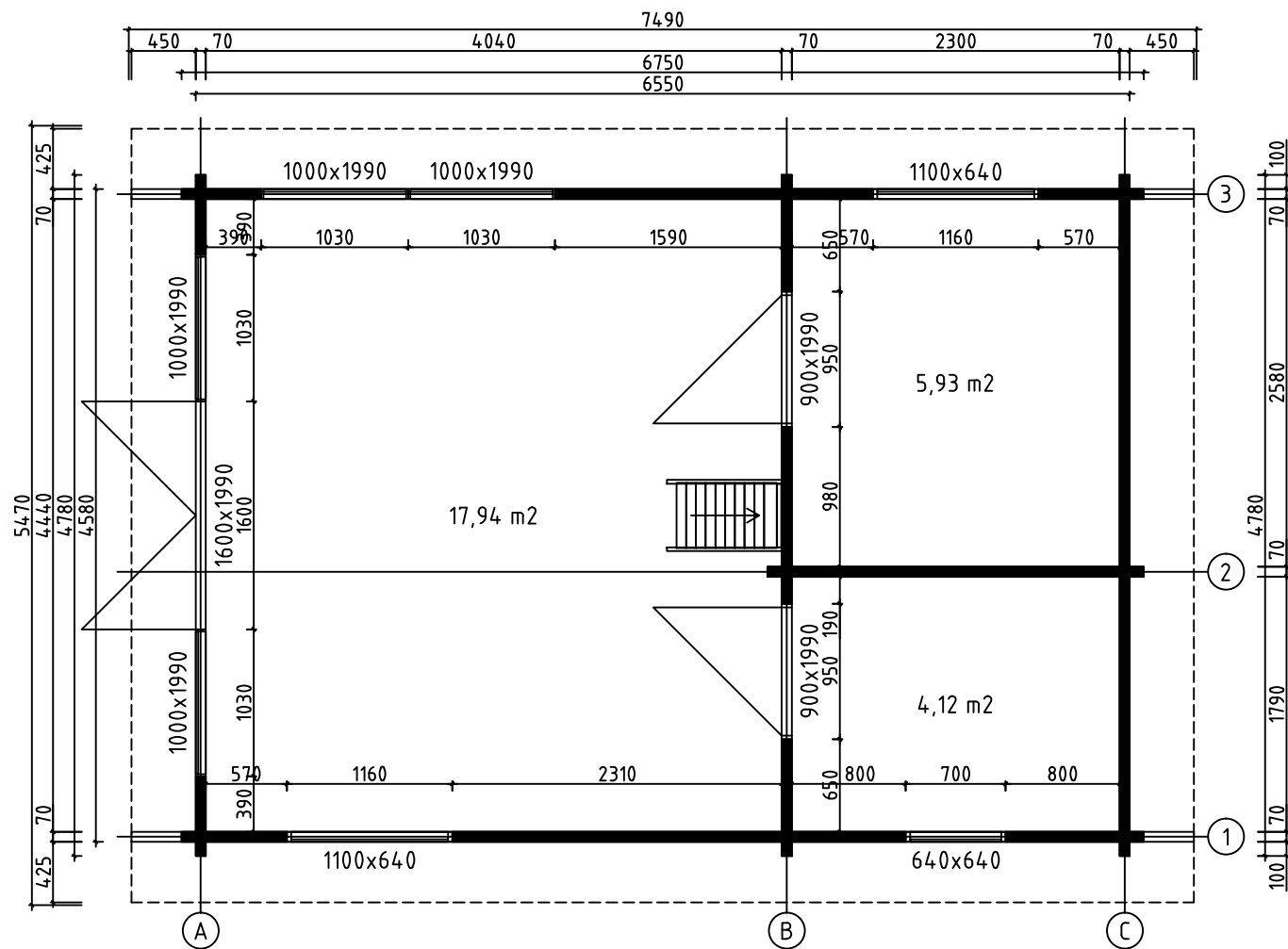
Scale

Material 70x135

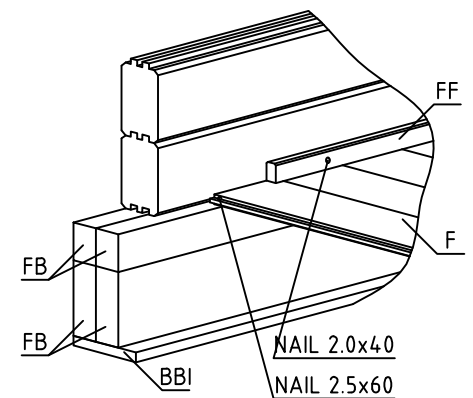
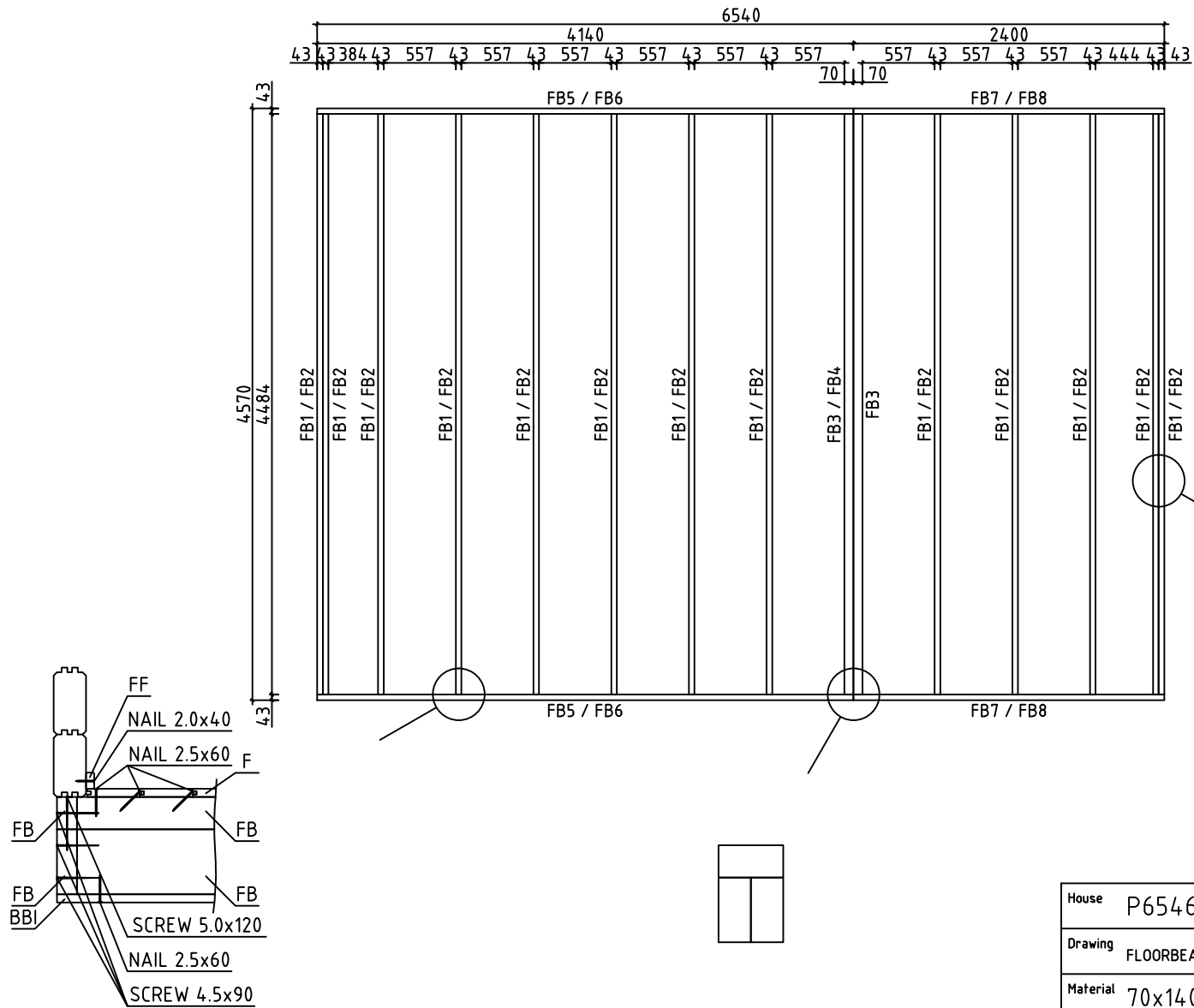
Date 18.02.2020

Drawer RP


File P6546-70 Edwin 30m2 3D.dwg




House	P6546-70 Edwin 30m2	Sheet	3
Drawing	PLAN-SUUNNITELMA-PLANEN	Scale	1:50
Material	70x135	Date	18.02.2020
Drawer	RP	File	P6546-70 Edwin 30m2.dwg



House	P6546-70 Edwin 30m2	Sheet	5
Drawing	FLOORBEAMS-LATTIAPALKIT-GOLVBJÄLKAR	Scale	1:50
Material	70x140, 43x140, 43x70	Date	18.02.2020
Drawer	RP	File	P6546-70 Edwin 30m2.dwg

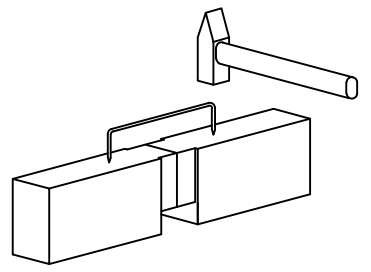
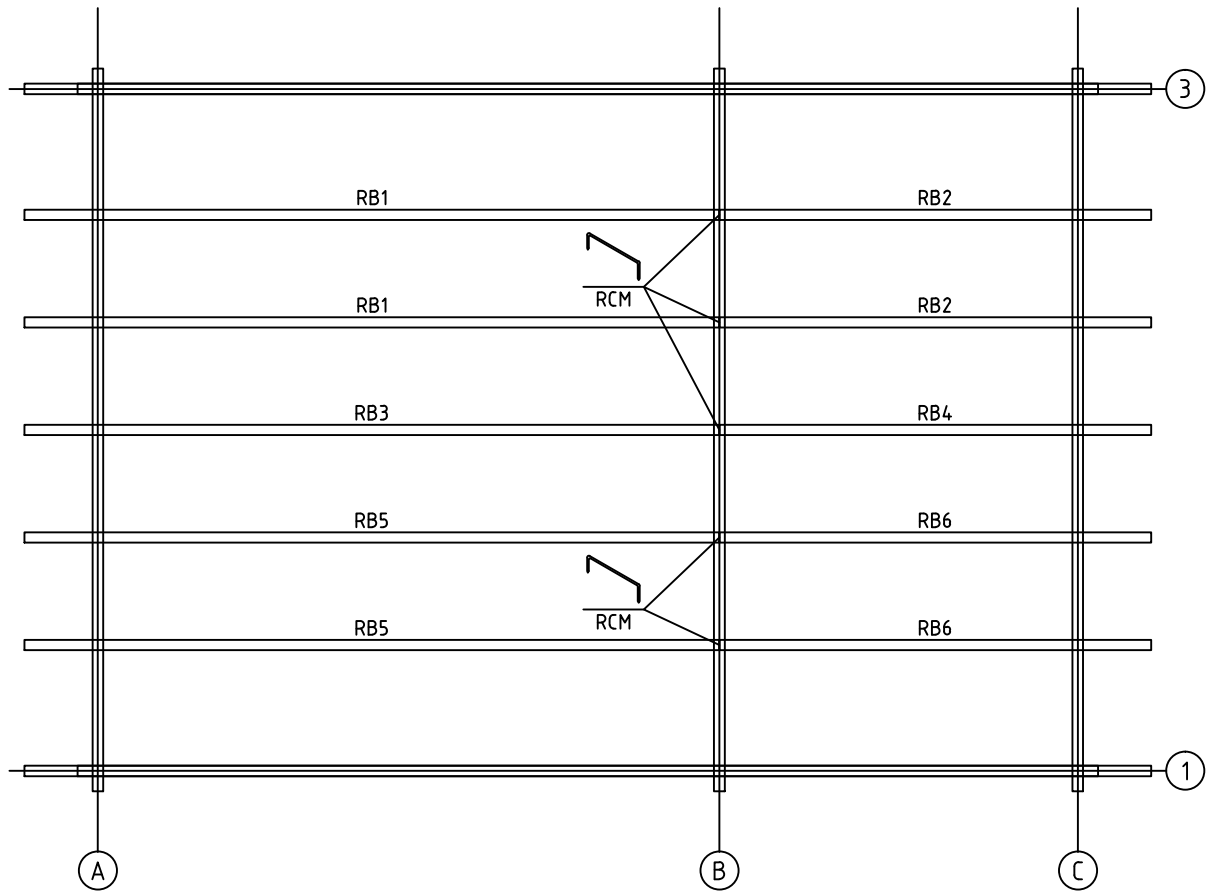


FLOORBOARD-LATTIALAUTA-GOLVBRÄDE

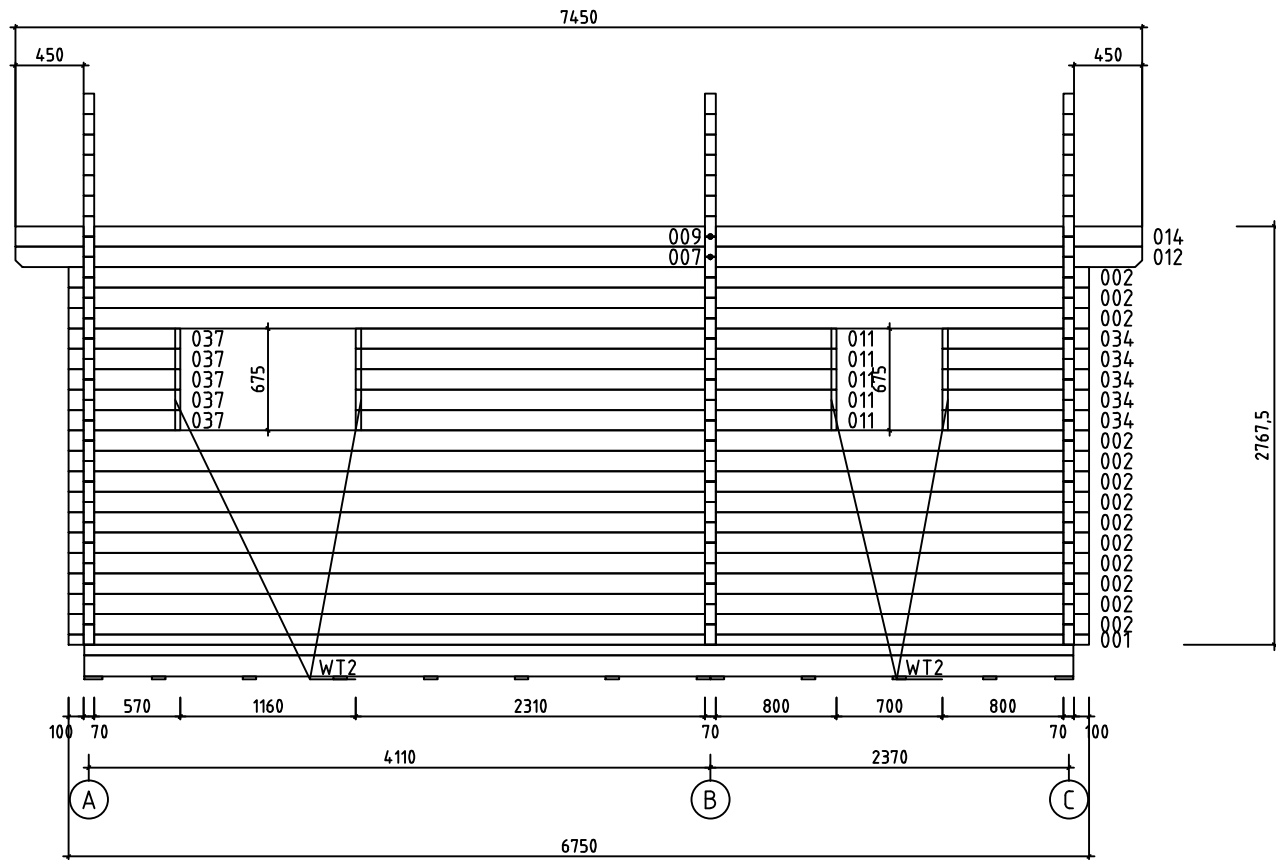


LOFT FLOORBOARD - PARVIA LATTIALATTIA - LOFT GOLVBRÄDE

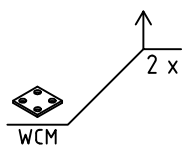
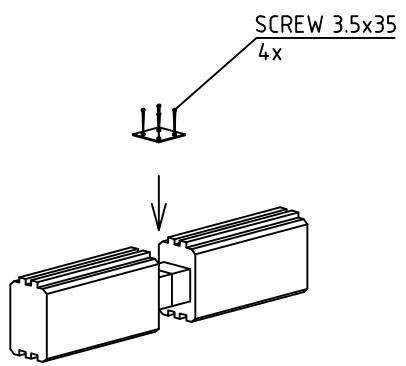
House	P6546-70 Edwin 30m2	Sheet	6
Drawing	FLOORBOARD-LATTIALAUTA-GOLVBRÄDE	Scale	1:50
Material	28x114, 18x114	Date	18.02.2020
Drawer	RP	File	P6546-70 Edwin 30m2.dwg



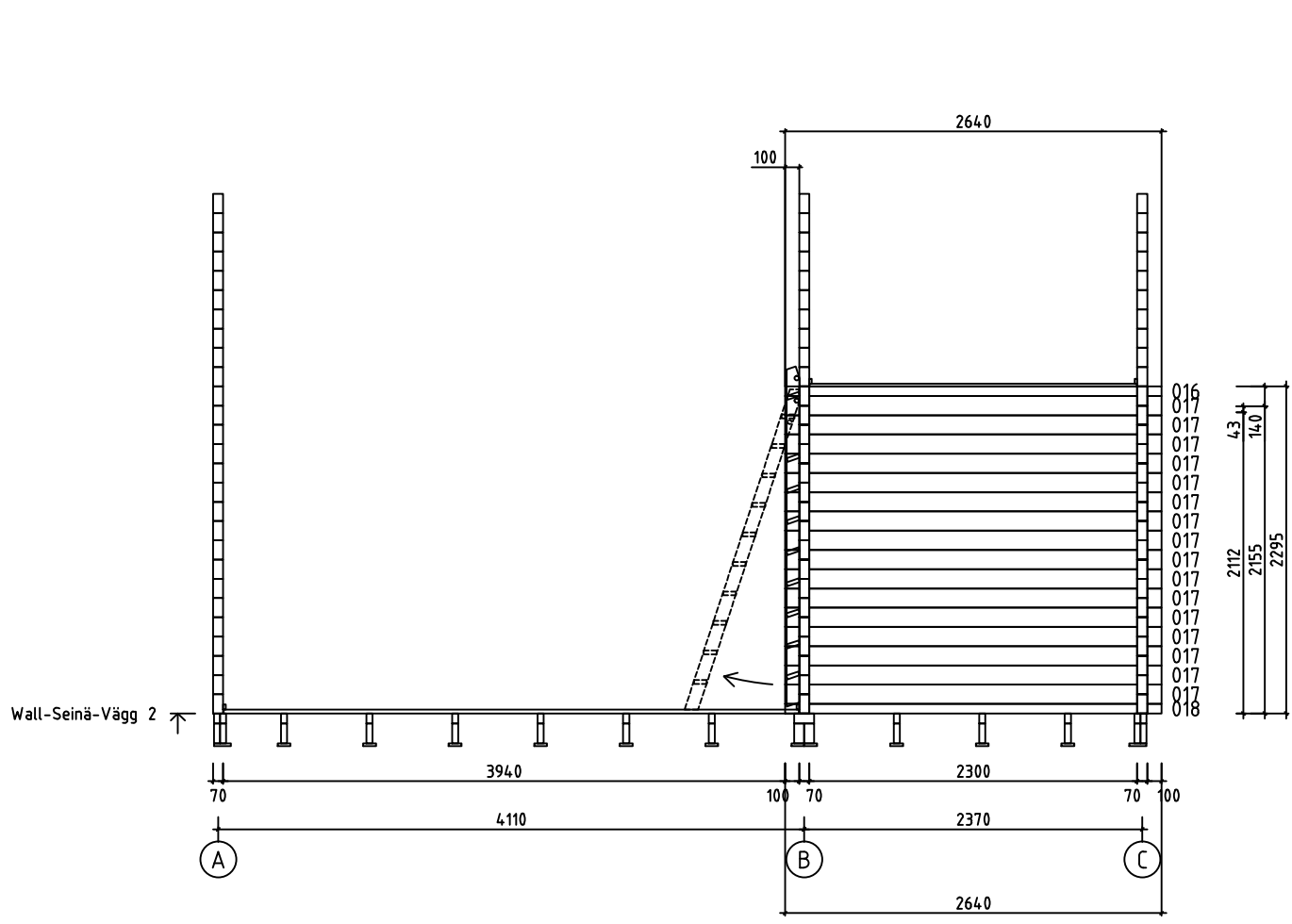
House	P6546-70 Edwin 30m2	Sheet	7
Drawing	PURLINS-KATTO-ORRET-TAKÅSAR	Scale	1:50
Material	68x190	Date	18.02.2020
Drawer	RP	File	P6546-70 Edwin 30m2.dwg



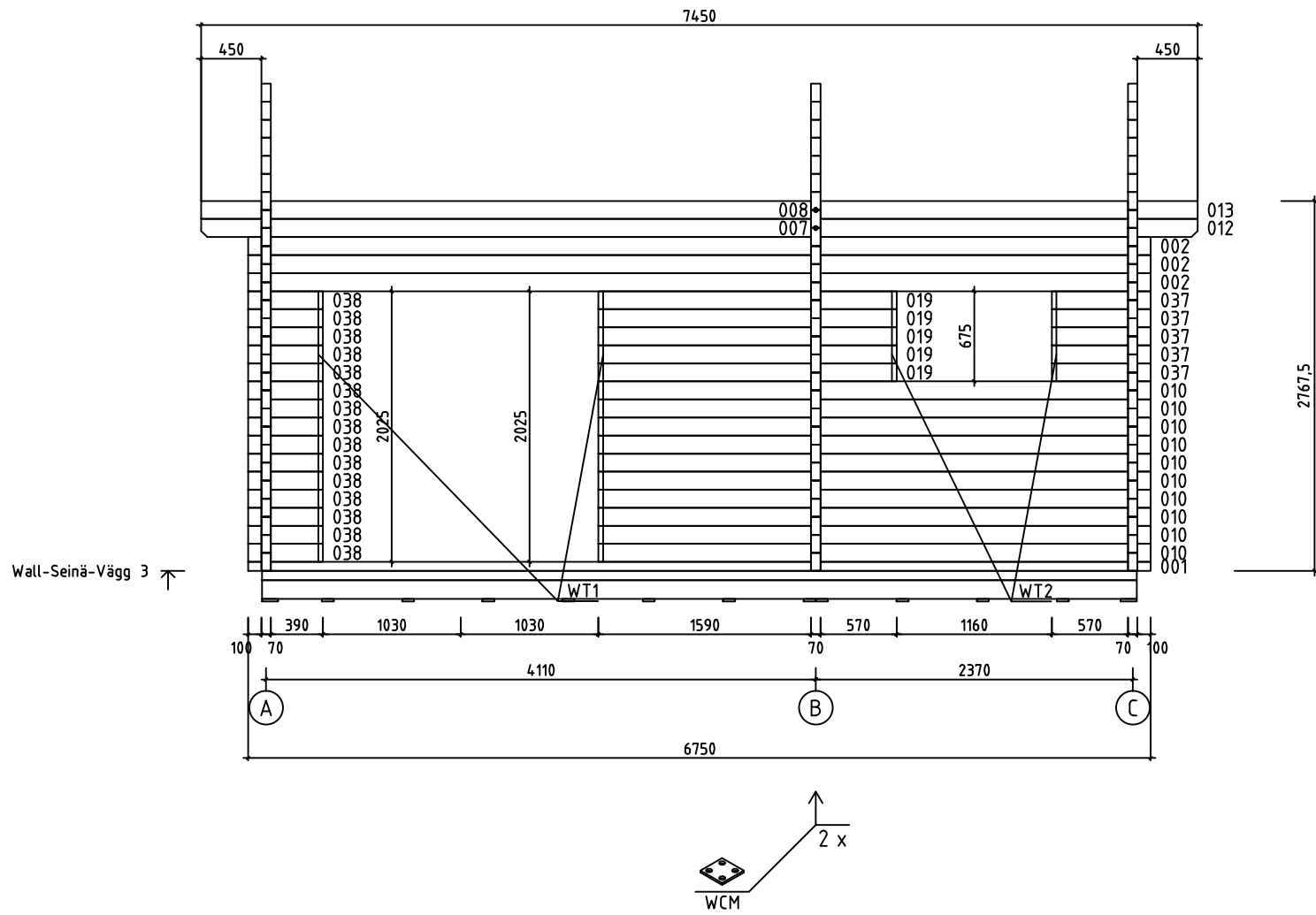
Wall-Seinä-Vägg 1 ↗



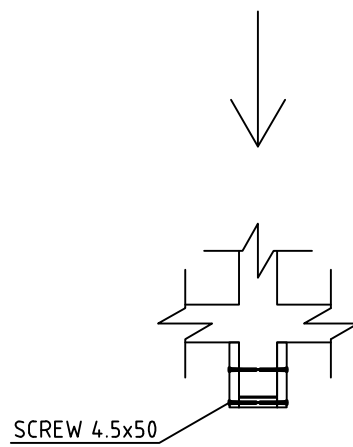
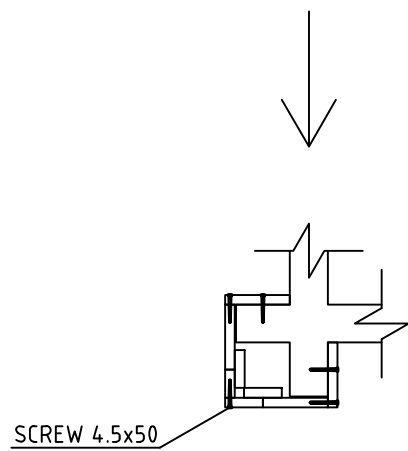
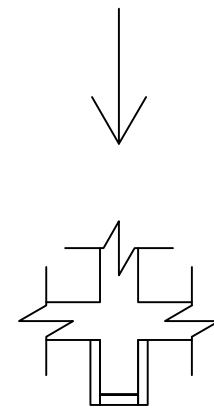
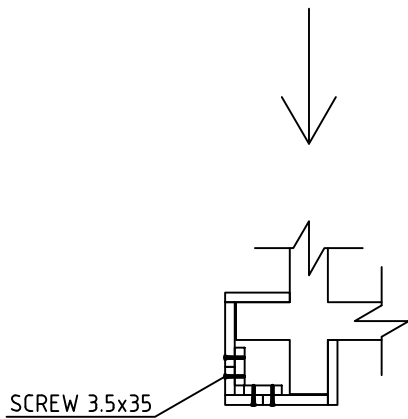
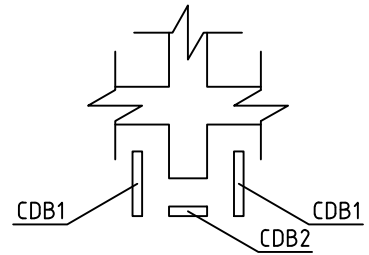
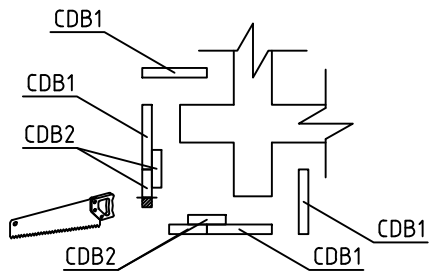
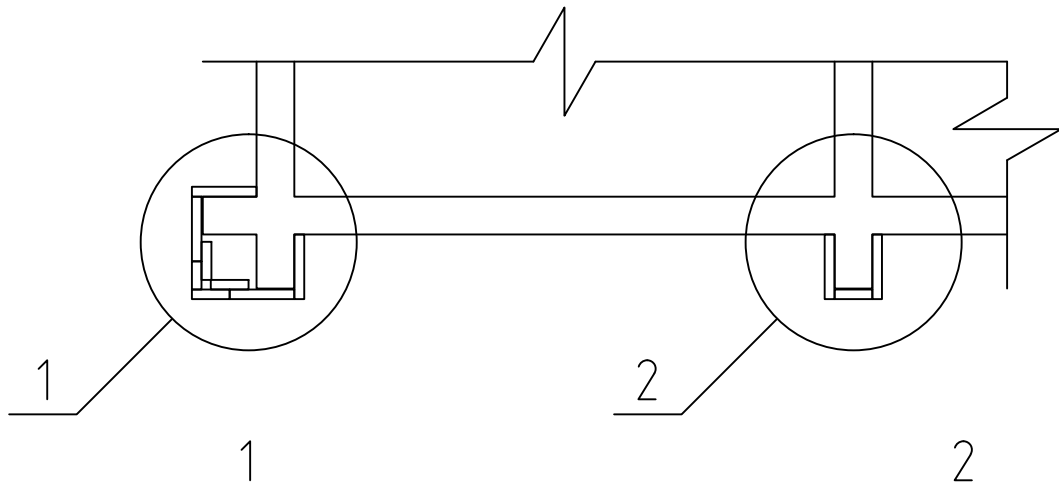
House	P6546-70 Edwin 30m2	Sheet	11
Drawing	WALL-SEINÄ-VÄGG 1	Scale	1:50
Material	70x135	Date	18.02.2020
Drawer	RP	File	P6546-70 Edwin 30m2.dwg





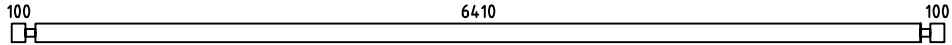





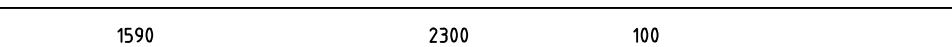


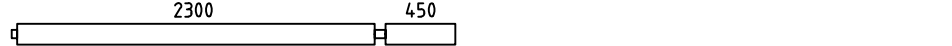













House	P6546-70 Edwin 30m2	Sheet	12
Drawing	WALL-SEINÄ-VÄGG 2	Scale	1:50
Material	70x135	Date	18.02.2020
Drawer	RP	File	P6546-70 Edwin 30m2.dwg


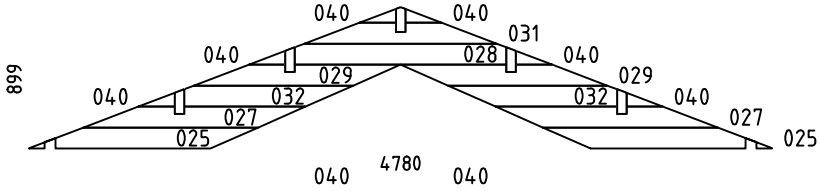
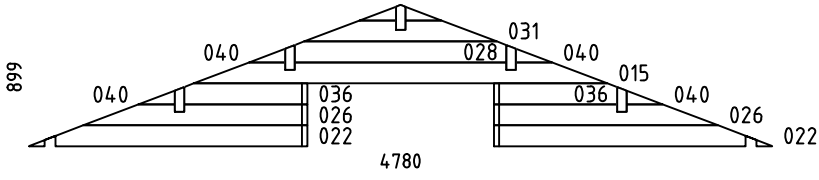
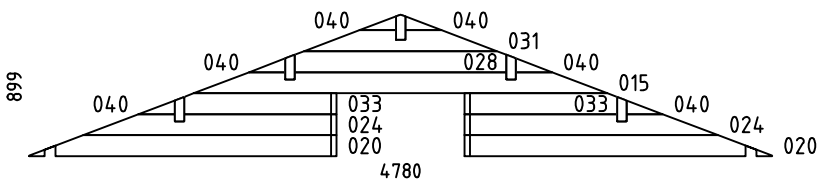



















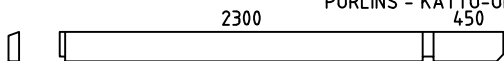
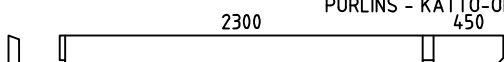
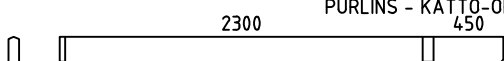




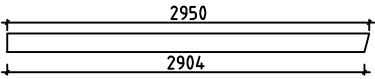















House	P6546-70 Edwin 30m2	Sheet	13
Drawing	WALL-SEINÄ-VÄGG 3	Scale	1:50
Material	70x135	Date	18.02.2020
Drawer	RP	File	P6546-70 Edwin 30m2.dwg










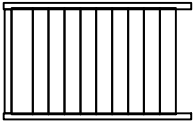
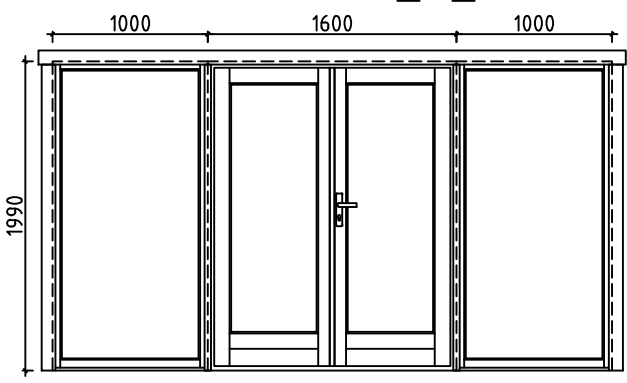
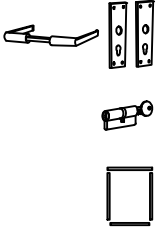
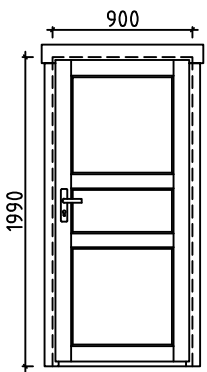
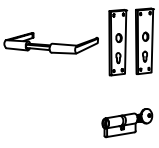


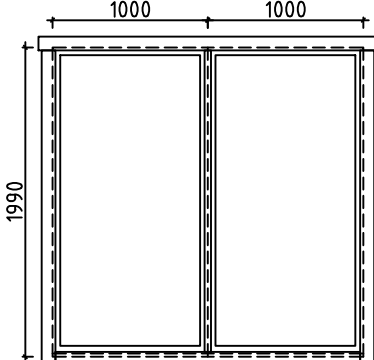
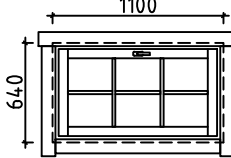
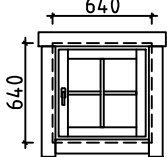
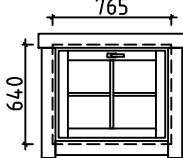
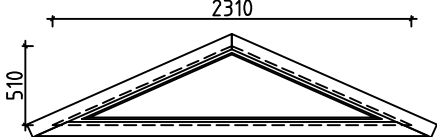
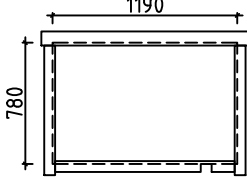
House	P6546-70 Edwin 30m2	Sheet	14
Drawing	CORNER DECORATION - HÖRN DEKORATION	Scale	1:50
Material	18x120, 18x70	Date	18.02.2020
Drawer	RP	File	P6546-70 Edwin 30m2.dwg


Pos	P6546-70 Edwin 30m2	Pcs. St.	Profil(e) (mm)	L (mm)		
001		2	70x68	6750		
002		16	70x135	6750		
003	SPARE BEAM - VARALLAPALKI - RESERVDEL 	1	70x135	6750		
004		6	70x135	4780		
005		18	70x135	4780		
006	 PM	1	70x135	4780		
007		2	70x135	4595		
008		1	70x135	4595		
009		1	70x135	4595		
010		10	70x135	4130		
011		5	70x135	3180		
012		2	70x135	2855		
013		1	70x135	2855		
014		1	70x135	2855		
016		1	70x68	2640		
017		16	70x135	2640		
018		1	70x68	2640		
019		5	70x135	2230		
021		4	70x135	1978		
023		6	70x135	1790		
030		15	70x135	1240		
034		5	70x135	970		
035		30	70x135	820		
037		10	70x135	740		
038		15	70x135	560		
House	P6546-70 Edwin 30m2	Material	File	P6546-70 Edwin 30m2.dwg	Sheet	15

Pos	P6546-70 Edwin 30m2	Pcs. St.	Profil(e) (mm)	L (mm)
039		30	70x135	560
WA-1		1	70x899	4780
WB-1		1	70x899	4780
WC-1		1	70x899	4780
HB	HIT BLOCK-ASENNUSPALKI-SLAG BRÄDA 	2	70x135	300
LB1	LOFT FLOOR BEAMS-PARVIAPALKIT-LOFTBJÄLKAR 	10	43x140	2295
FB4	FLOORBEAMS - LATTIAPALKIT - GOLVBJÄLKAR 	1	140x70	4484
FB3	FLOORBEAMS - LATTIAPALKIT - GOLVBJÄLKAR 	2	70x140	4484
FB1	FLOORBEAMS - LATTIAPALKIT - GOLVBJÄLKAR 	13	43x140	4484
FB5	FLOORBEAMS - LATTIAPALKIT - GOLVBJÄLKAR 	2	43x140	4140
FB7	FLOORBEAMS - LATTIAPALKIT - GOLVBJÄLKAR 	2	43x140	2400
FB2	FLOORBEAMS - LATTIAPALKIT - GOLVBJÄLKAR 	13	43x70	4484
FB6	FLOORBEAMS - LATTIAPALKIT - GOLVBJÄLKAR 	2	43x70	4140
FB8	FLOORBEAMS - LATTIAPALKIT - GOLVBJÄLKAR 	2	43x70	2400
BB11	COUNTERFLOOR HOLDING BOARDS - ROSSIPOHJAA KANNATTELEVAT LAUDAT - BRÄDER SOM HALLER TROSSBOTTEN  IMM	2	18x120	4570
BB12	COUNTERFLOOR HOLDING BOARDS - ROSSIPOHJAA KANNATTELEVAT LAUDAT - BRÄDER SOM HALLER TROSSBOTTEN  IMM	11	18x90	4570
FS2	SLEEPING FLOOR SUPPORTING SLAT - PARVIALATTIA TUKILISTA - LOFTGOLVLIST 	2	43x43	2575
FS1	SLEEPING FLOOR SUPPORTING SLAT - PARVIALATTIA TUKILISTA - LOFTGOLVLIST 	2	43x43	1785
RB5	PURLINS - KATTO-ORRET - TAKASAR 	2	68x190	4595
House	P6546-70 Edwin 30m2	Material	File	P6546-70 Edwin 30m2.dwg
			Sheet	16

Pos	P6546-70 Edwin 30m2		Pcs. St.	Profil(e) (mm)	L (mm)
RB1		PURLINS - KATTO-ORRET - TAKASAR 4040	2	68x190	4595
RB3		PURLINS - KATTO-ORRET - TAKASAR 4040	1	68x190	4595
RB6		PURLINS - KATTO-ORRET - TAKASAR 450	2	68x190	2855
RB2		PURLINS - KATTO-ORRET - TAKASAR 450	2	68x190	2855
RB4		PURLINS - KATTO-ORRET - TAKASAR 450	1	68x190	2855
F1	FLOORBOARD - LATTIALAUTA - GOLVBRÄDE	 114 or-tai-eller 88	39+1 51+1	28x114 28x88	4035
F2	FLOORBOARD - LATTIALAUTA - GOLVBRÄDE	 114 or-tai-eller 88	39+1 51+1	28x114 28x88	2295
L1	LOFT BOARD - PARVIALATTIA - LOFTGOLV	 114 or-tai-eller 88	21+1 28+1	18x114 18x88	4435
R1	ROOFBOARD - KATTOLAUTA - TAKBRÄDE	 114 or-tai-eller 88	132+2 172+2	18x114 18x88	2900
FF1	SKIRTING SLAT - LATTIALISTA - GOLVLIST			18x35	49m
GB1	GABLE BOARD - KAAPELILAUTA - GAVELBRÄDA		4	18x120	2950
GS1	BOARD MATCHING WITH GABLE BOARD - KAAPELILAUTA VASTAVA LAUTA - BRÄDA OVPÄ GAVELBRÄDA		4	18x70	2950
EB1	EAVE BOARD - RÄYSTÄSLAUTA - TAKFOTBRÄDE		4	18x120	3725
ES1	EAVE SLAT - RÄYSTÄSLISTA - TAKFOTLIST		4	30x40	3725
DB1	DECORATIVE - KORISTE - PRYDNADS		2	18x90	200
CDB1	CORNER DECORATION BOARD - HÖRN DEKORATION BRÄDE		22	18x120	2790
CDB2	CORNER DECORATION BOARD - HÖRN DEKORATION BRÄDE		19	18x70	2790
CB1	COVERING BOARD - PEITELAUTA - HYLLBRÄDA		1	18x120	3900
SB1	SUPPORT BOARD - TUKILAUTA - KONSOL		2	28x85	80
DT1	DOOR ASSEMBLING PROFILE - VEN ASENNUSPROFIILI - DÖRR MONTERINGSPROFIL		4	70x43	1990
WT1	WINDOW ASSEMBLING PROFILE - IKKUNA ASENNUSPROFIILI - FÖNSTER MONTERINGSPROFIL		4	70x43	1990
WT2	WINDOW ASSEMBLING PROFILE - IKKUNA ASENNUSPROFIILI - FÖNSTER MONTERINGSPROFIL		8	70x43	640
FLT1	ASSEMBLING PROFILE-ASENNUSPROFIILI-MONTERINGSPROFIL		2	18x25	780
SJ1	SCREW JOINT - KIERRETANKO - GÄNGSTAPP		6	M10	2750
RCM	ROOFBEAMS CONNECTING METAL - METALL FÖR SAMMANFOGNING AV TAKASAR - KATTO-ORRE YHTEENLITYSMETALLT		5	∅6.0	200
WCM	WALLBEAMS CONNECTING METAL - METALLPLATTA FÖR SAMMANFOGNING AV VÄGGEN BALKAR - SEINÄPÄLKKEJA METALLISET YHTEENLIITYMISLAATAT		4	50	50
House	P6546-70 Edwin 30m2	Material	File	P6546-70 Edwin 30m2.dwg	Sheet 17

Pos	P6546-70 Edwin 30m2		Pcs. St.	Profil(e) (mm)	L (mm)
	NUT-MUTTERI-NÖT FOR-VARTEN-FÖR	SJ1		6	M10
	NAILS-NAULAT-SPIKAR FOR-VARTEN-FÖR	FF1		110	∅2.0 40
	NAILS-NAULAT-SPIKAR FOR-VARTEN-FÖR	F1, F2, L1, R1, BBI1, BBI2		1700	∅2.5 60
	SCREWS-RUUVIT-SKRUVAR FOR-VARTEN-FÖR	WCM, CDB2		100	∅3.5 35
	SCREWS-RUUVIT-SKRUVAR FOR-VARTEN-FÖR	GB1, GS1, EB1, ES1, DB1, CB, CDB1		320	∅4.5 50
	SCREWS-RUUVIT-SKRUVAR FOR-VARTEN-FÖR	FS1, FS2, LB1, SB		50	∅4.5 70
	SCREWS-RUUVIT-SKRUVAR FOR-VARTEN-FÖR	001, 016, 018 FB1, FB2, FB3, FB4, FB5, FB6, FB7, FB8		80	∅4.5 90
	SCREWS-RUUVIT-SKRUVAR FOR-VARTEN-FÖR	FB2, FB4, FB6, FB8		60	∅5.0 120
	SCREWS-RUUVIT-SKRUVAR FOR-VARTEN-FÖR	RB1, RB2, RB3, RB4, RB5, RB6		20	∅6.0 160
LD1	LADDER-TIKAPUUT-STEGE			1	500 2385
D1	DOOR-OVI-DÖRR (right-oikea-höger) ORT_ST		P	1	1600 1990
W1	WINDOW-IKKUNAN-FÖNSTER ORT_ST_K			2	1000 1990
				1	1
D2	DOOR-OVI-DÖRR (1x right-oikea-höger; 1x left-jäljellä-vänster) AST		P+V	1+1	900 1990
				2	2
House	P6546-70 Edwin 30m2		Material	File	P6546-70 Edwin 30m2.dwg
				Sheet	18

Pos	P6546-70 Edwin 30m2	Pcs. St.	Profil(e) (mm)	L (mm)		
W2	WINDOW-IKKUNAN-FÖNSTER ORT_ST_K 	2	1000	1990		
W3	WINDOW-IKKUNAN-FÖNSTER ORT_ST_SU 	P 2 2 2 2	1100	640		
W4	WINDOW-IKKUNAN-FÖNSTER (right-oikea-höger) ORT_ST 	P 1 1 1 1	640	640		
W5	WINDOW-IKKUNAN-FÖNSTER ORT_ST_SU 	1 1 1 1	765	640		
W6	WINDOW-IKKUNAN-FÖNSTER ORT_ST_K 	1	2310	510		
FL1	FRAME AROUND LOFT ENTRANCE 	1	1190	780		
House	P6546-70 Edwin 30m2	Material	File	P6546-70 Edwin 30m2.dwg	Sheet	19

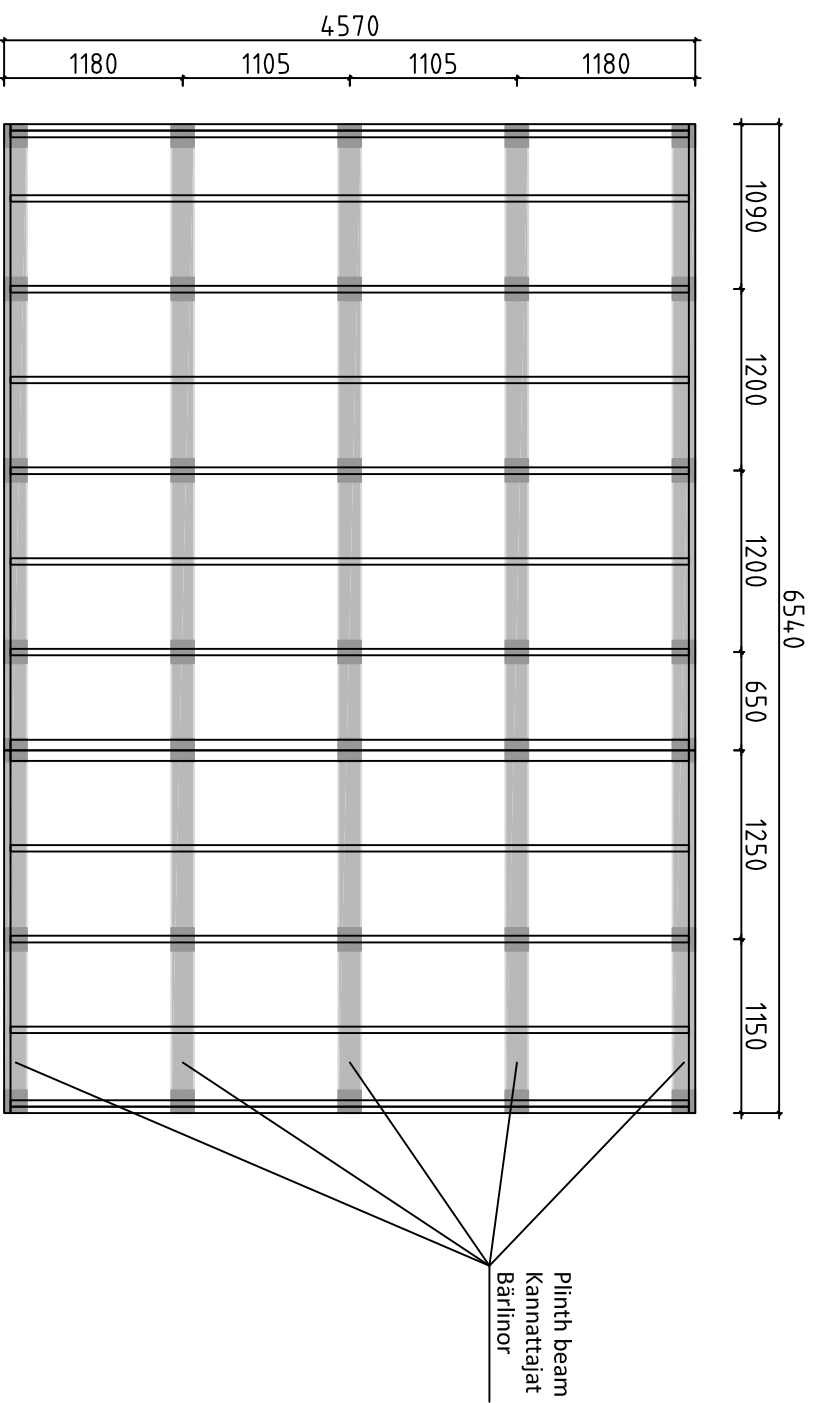


Detta är ett förslag för hur man kan placera plintarna (100-200 mm i diameter) för golvbjälklaget. Golvbjälkarna är med i byggsatsen, men inte plintarna. Använder man exempelvis 500-600mm långa murblock så kan man halvera antalet punkter. Lägg fuktskyddande papp mellan betong och trä

Tämä on ehdotus siitä, miten (100-200 mm läpimitäiset) jalat voidaan sijoittaa alapohjaa varten. Lattiapalkit ovat rakennussarjassa, mutta jalat ei ole. Kun käytetään esimerkiksi 500-600 mm pitkiä harkkoja, voidaan pisteiden määrä puoltaa. Aseta betoniin ja puun väliin kosteudelta suojava pähvi

A proposal for placing plinths (100-200 mm in diameter) for floor beams. Floor beams are provided in the kit but plinths are not included. For example, by using 500-600 mm long masonry units, one can reduce the number of points 50%. Place cardboard between the concrete and wood to protect from moisture

House	P6546-70 Edwin 30m2	Sheet	20
Drawing	FOUNDATION PLAN - PLINTPLAN	Scale	1:50
Material		Date	18.02.2020
Drawer	RP	File	P6546-70 Edwin 30m2 Foundation.dwg



Förslag på alternativ plintplan med bärlinor och plintar. Bärlinor 45x95 eller 45x120 och plintar ca 100-200 mm i diameter. (Bärlinor och plintar ingår ej i leveransen). Används exempelvis murblock, (ingår ej i leveransen) istället för plintar, kan man lägga bärlinorna platt mot dessa och på det sättet minska höjden på konstruktionen. I denna konstruktion kan man dessutom lägga en "boardskiva" mellan bärlinorna och golvbjälkarna och på det sättet bära upp bjälklagsisoleringen. Lagg fuktskyddande papp mellan betong och trä

Endotus valitoehtoisestä jalustasta kannattajilla ja jaloilla. Kannattajat 45x95 tai 45x120 ja jalat läpimitataan n. 100-200 mm (kannattajat ja jalat ei ole toimituksessa). Käytettäessä esimerkiksi harkkoja (ei kuulu toimitukseen) jalkojen sijasta, voi kannattajat asettaa lappeelleen niitä vasten ja sillä tavoin vähentää rakenteen korkeutta. Tässä rakenteessa voi lisäksi asettaa levyn kannattajien ja lattiapalkkien väliin ja sillä tavoin kannattaa alapohjan eristystä. Aseta betonin ja puun väliin kosteudelta suojaava pahvi

A proposal for alternative plinth beam layout plan. Plinth beams 45x95 or 45x120 and plinths ca 100-200 mm in diameter (plinth beams and plinths are not included in the kit). For example, by using masonry units (not included in the kit) instead of plinths, one can lay plinth beams flat against the masonry units and in that way reduce the height of the structure. In this construction one can also add "plywood board" between plinth beams. Place cardboard between the concrete and wood to protect from moisture

House	P6546-70 Edwin 30m ²	Sheet	21
Drawing	FOUNDATION PLAN - PLINTPLAN	Scale	1:50
Material		Date	18.02.2020
Drawer	RP	File	P6546-70 Edwin 30m ² Foundation.dwg

#001	1,3	6750	2
#002	1,3	6750	16
#003		6750	1
#004	A,C	4780	6
#005	B,C	4780	18
#006	B	4780	1
#007	1,3	4595	2
#008	3	4595	1
#009	1	4595	1
#010	3	4130	10
#011	1	3180	5
#012	1,3	2855	2
#013	3	2855	1
#014	1	2855	1
#015	B,C	2661	2
#016	2	2640	1
#017	2	2640	16
#018	2	2640	1
#019	3	2230	5
#020	C	1978	2
#021	C	1978	4
#022	B	1790	2
#023	B	1790	6
#024	C	1630	2
#025	A	1473	2
#026	B	1442	2
#027	A	1431	2
#028	A,B,C	1363	3
#029	A	1331	2
#030	B	1240	15
#031	A,B,C	1238	3
#032	A	1087	2
#033	C	981	2
#034	1	970	5
#035	B	820	30
#036	B	793	2
#037	1,3	740	10
#038	3	560	15
#039	A	560	30
#040	A,B,C	234	18