

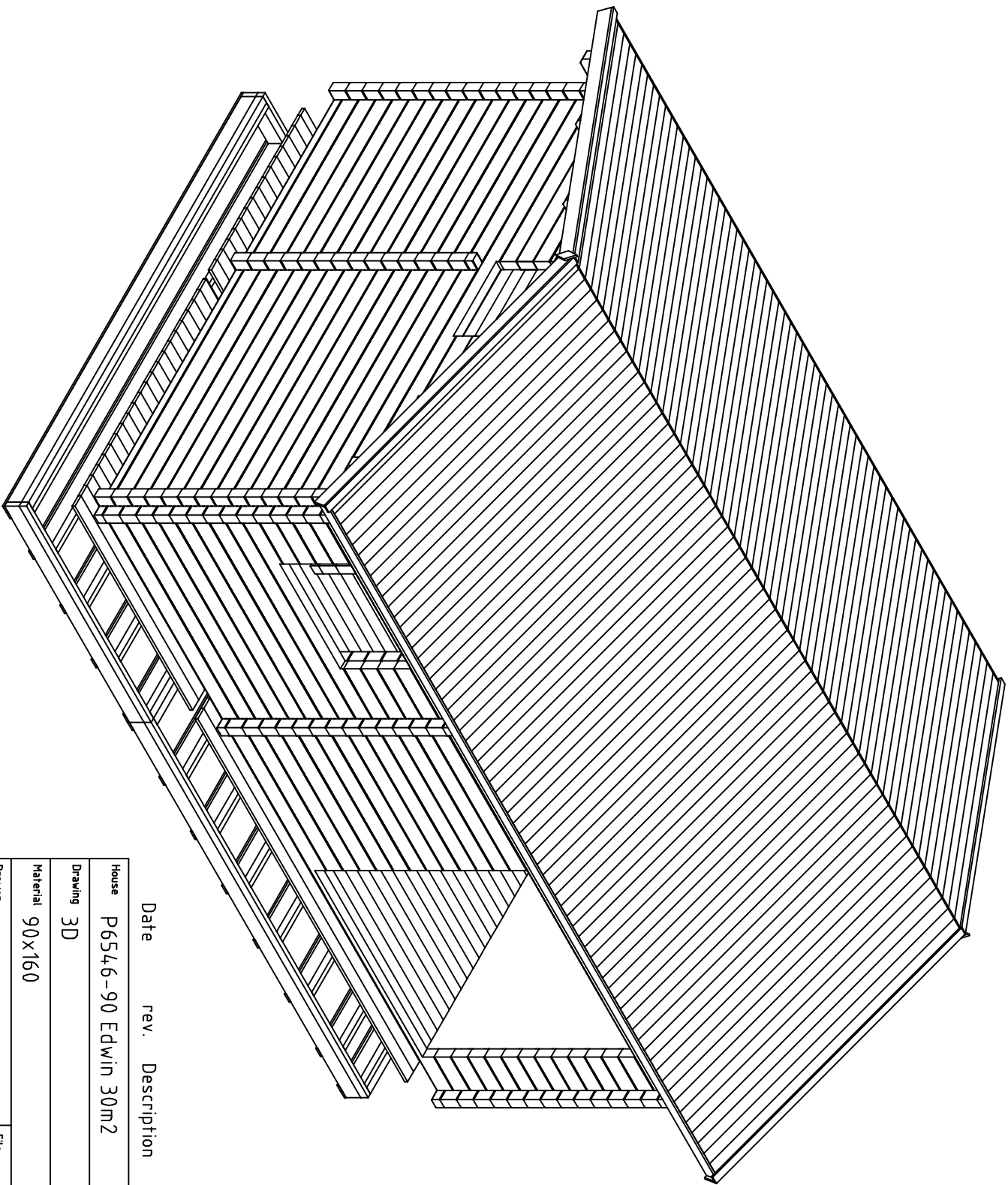
Date rev. Description

House P6546-90 Edwin 30m2 Sheet 1

Drawing 3D Scale

Material 90x160 Date 20.03.2020

Drawer RP File P6546-90 Edwin 30m2 3D.dwg



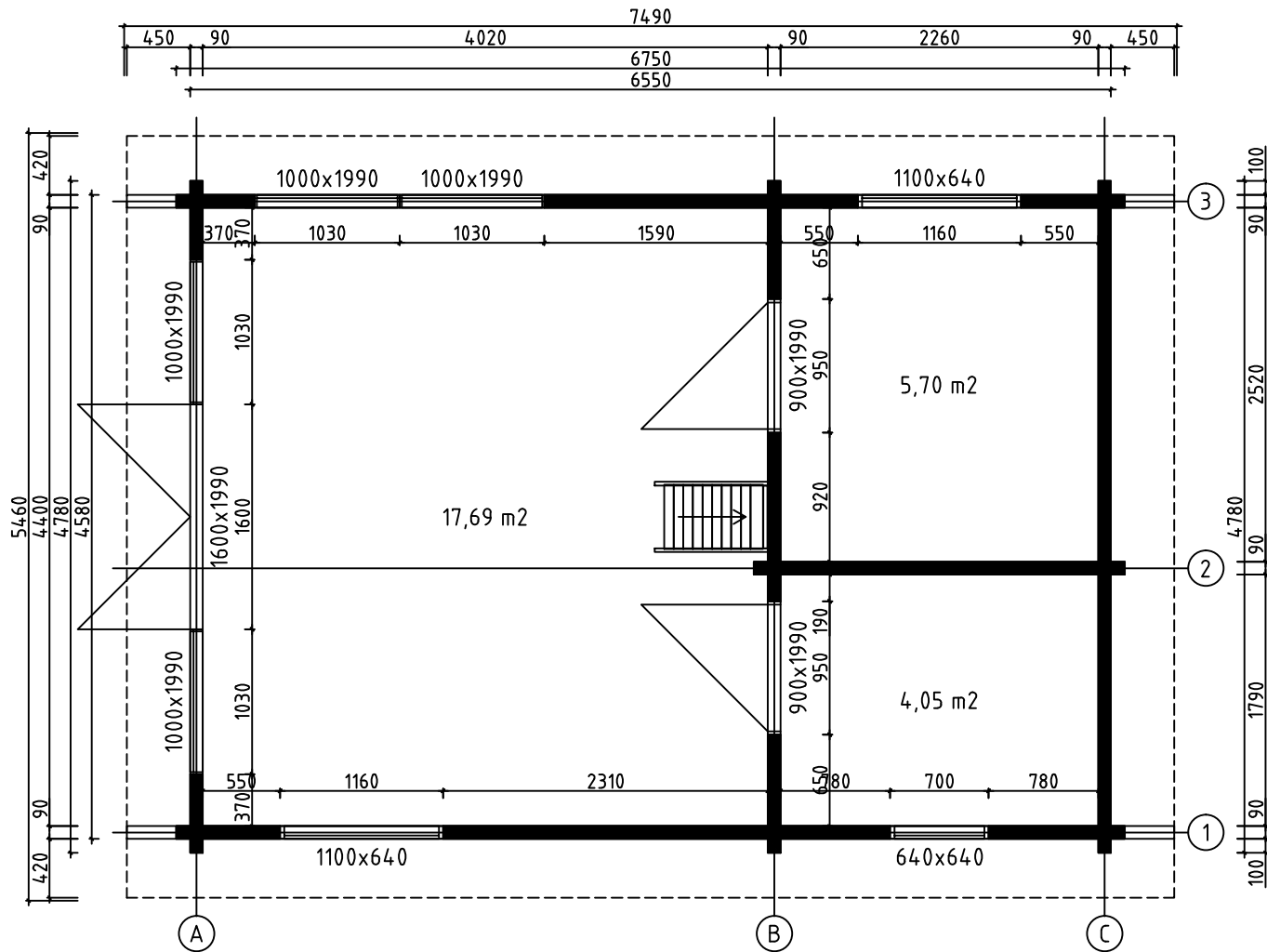
Date rev. Description

House P6546-90 Edwin 30m2 Sheet 2


Drawing 3D Scale

Material 90x160 Date 20.03.2020


Drawer RP File P6546-90 Edwin 30m2 3D.dwg



House	P6546-90 Edwin 30m2	Sheet	3
Drawing	PLAN-SUUNNITELMA-PLANEN	Scale	1:50
Material	90x160	Date	20.03.2020
Drawer	RP	File	P6546-90 Edwin 30m2.dwg

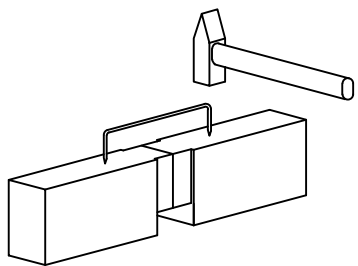
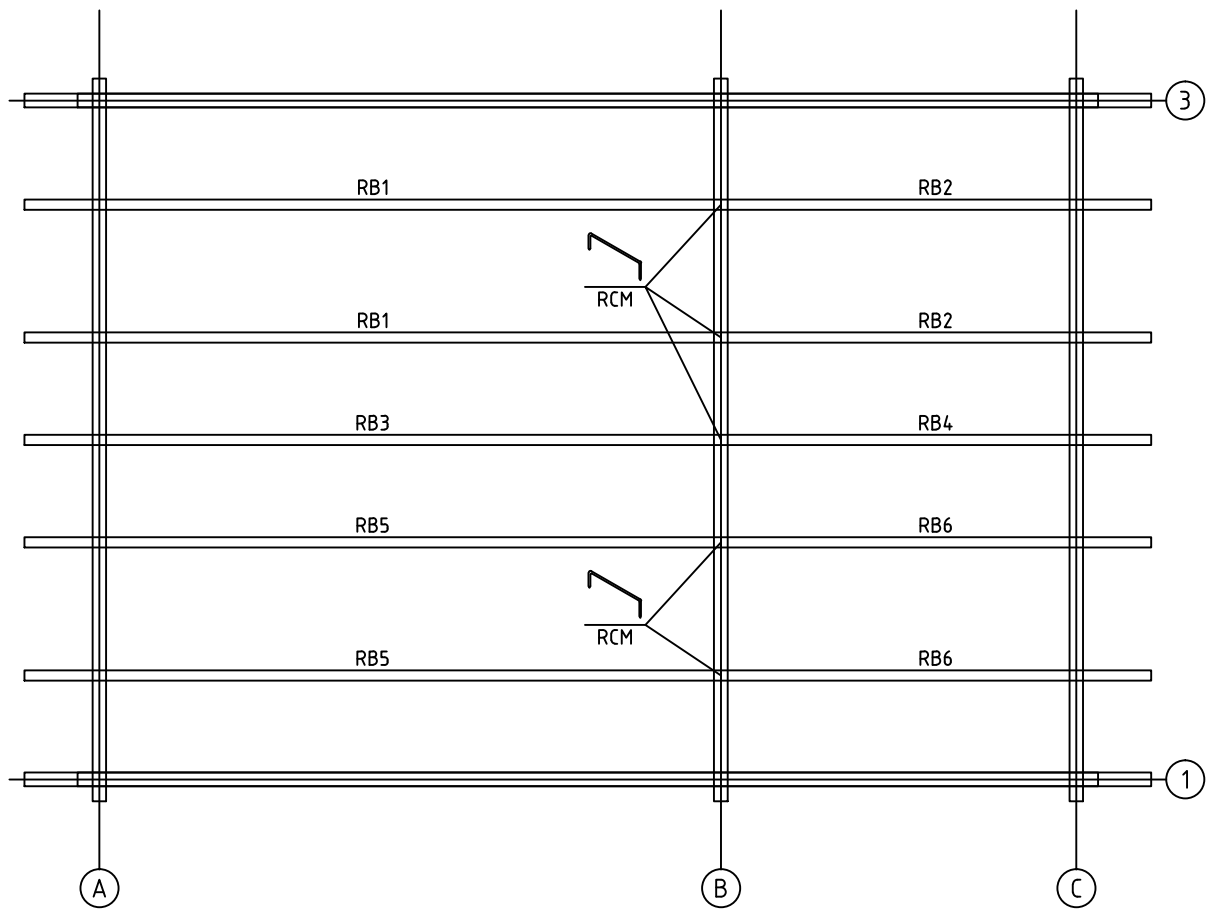


FLOORBOARD-LATTIALAUTA-GOLVBRÄDE

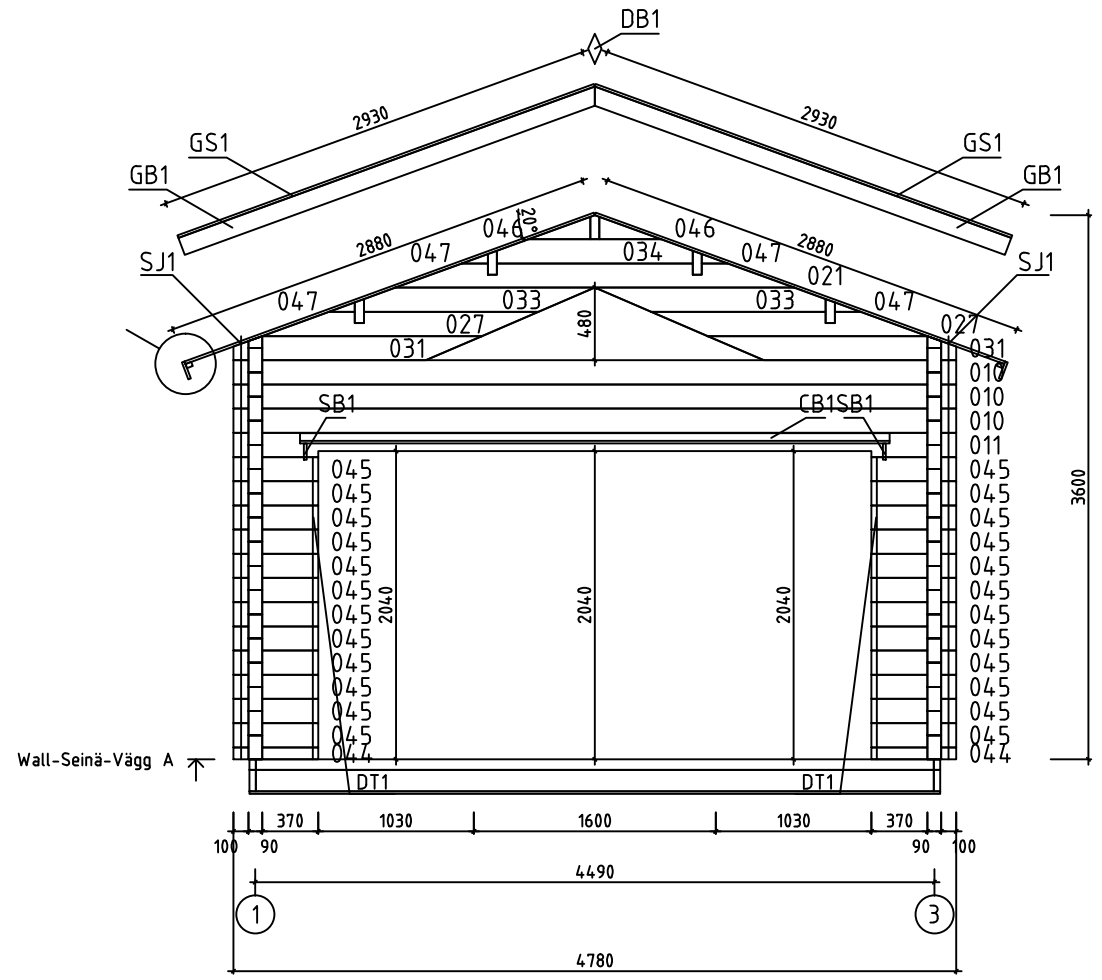
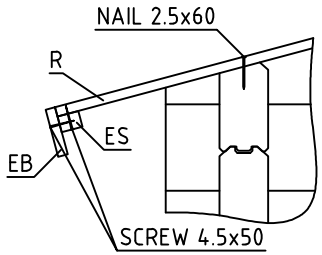


LOFT FLOORBOARD - PARVIA LATTIALATTIA - LOFT GOLVBRÄDE

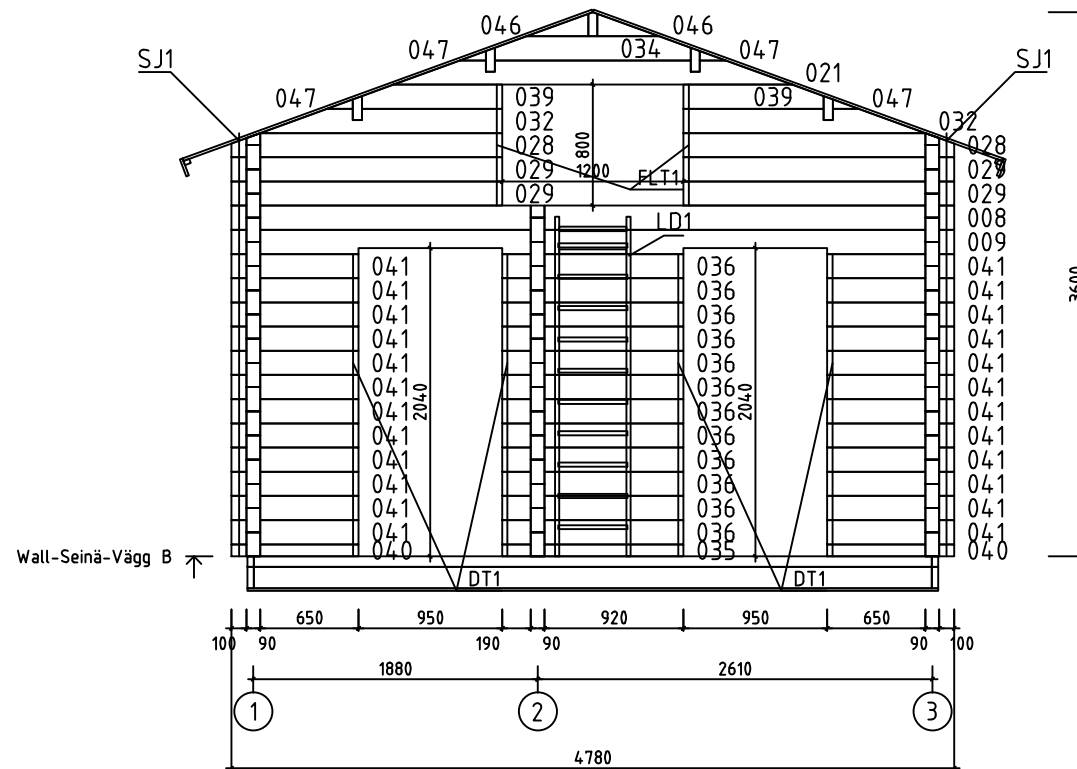
House	P6546-90 Edwin 30m2	Sheet	6
Drawing	FLOORBOARD-LATTIALAUTA-GOLVBRÄDE	Scale	1:50
Material	28x114, 18x114	Date	20.03.2020
Drawer	RP	File	P6546-90 Edwin 30m2.dwg



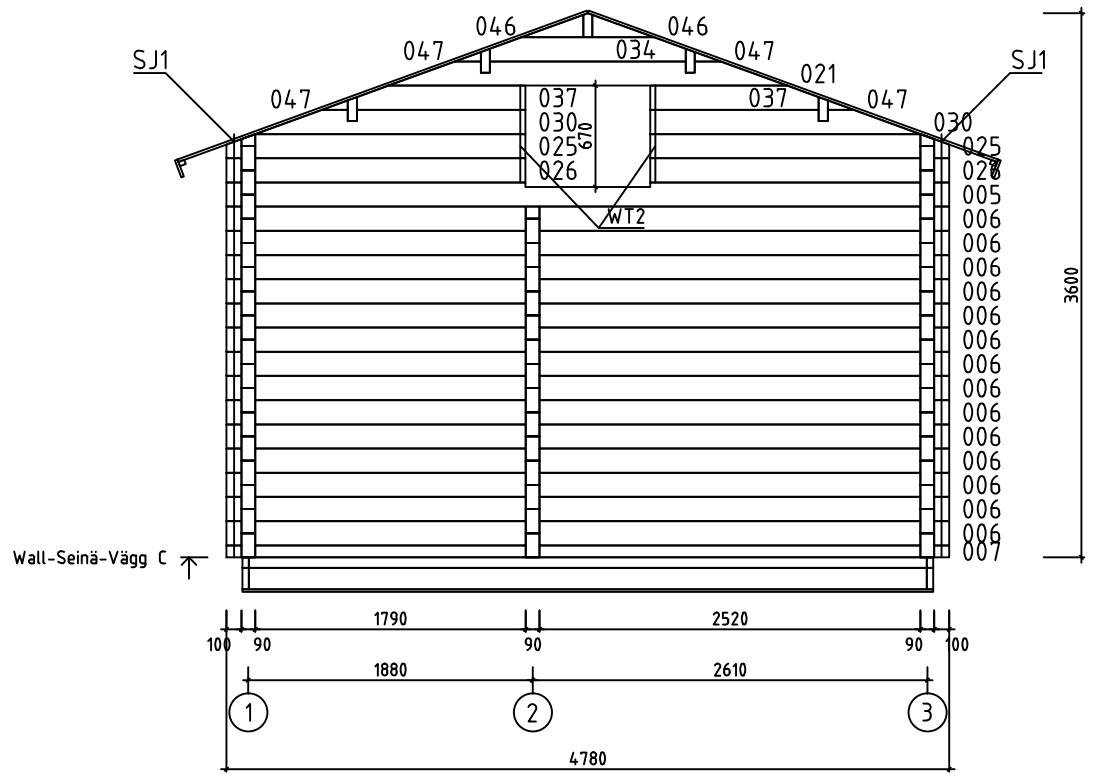
House	P6546-90 Edwin 30m2	Sheet	7
Drawing	PURLINS-KATTO-ORRET-TAKÅSAR	Scale	1:50
Material	68x190	Date	20.03.2020
Drawer	RP	File	P6546-90 Edwin 30m2.dwg



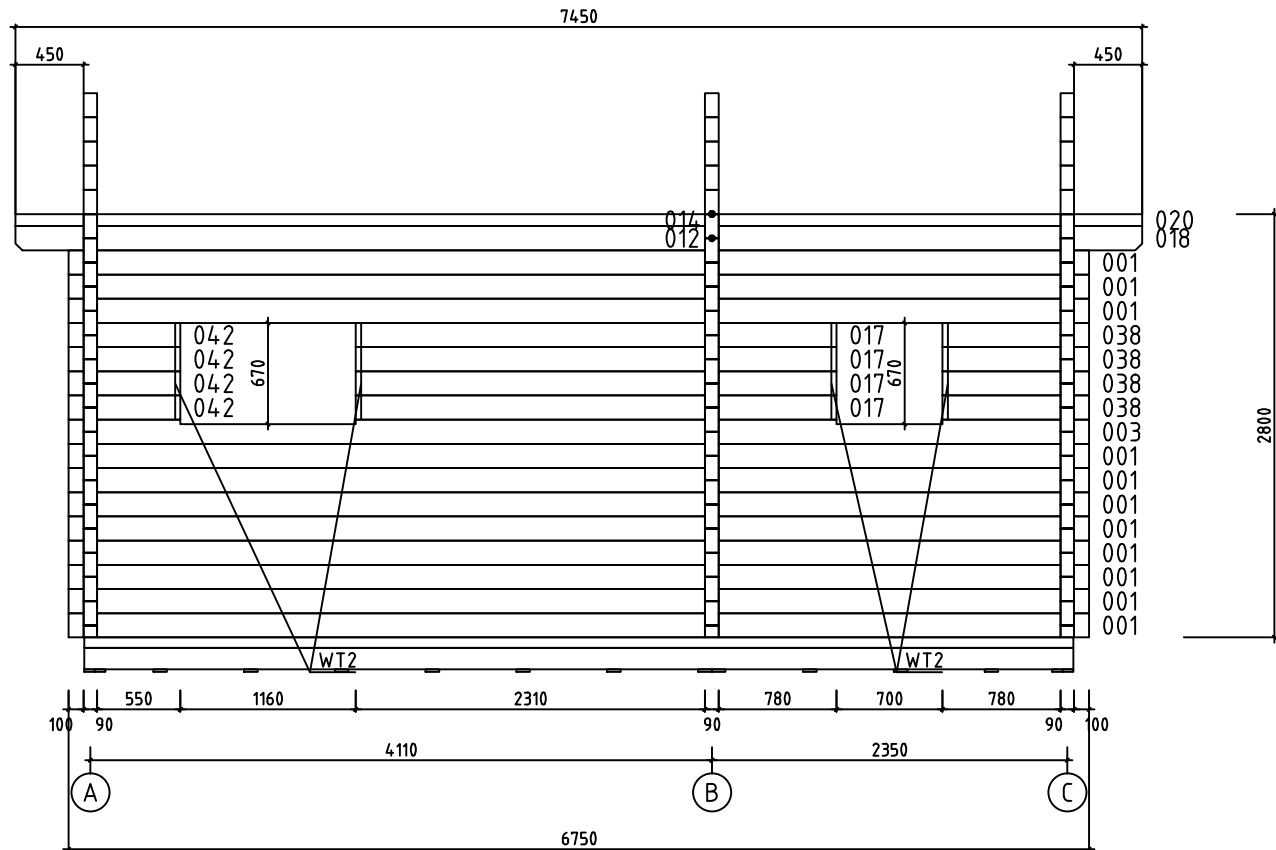
House	P6546-90 Edwin 30m2	Sheet	8
Drawing	WALL-SEINÄ-VÄGG A	Scale	1:50
Material	90x160	Date	20.03.2020
Drawer	RP	File	P6546-90 Edwin 30m2.dwg



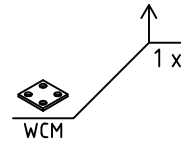
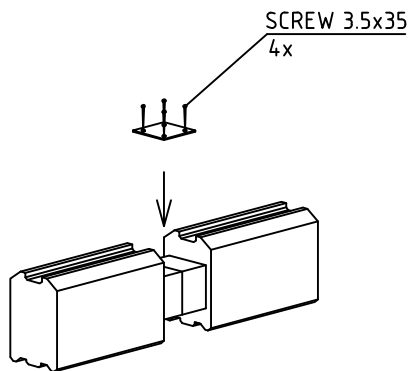
House	P6546-90 Edwin 30m2	Sheet	9
Drawing	WALL-SEINÄ-VÄGG B	Scale	1:50
Material	90x160	Date	20.03.2020
Drawer	RP	File	P6546-90 Edwin 30m2.dwg



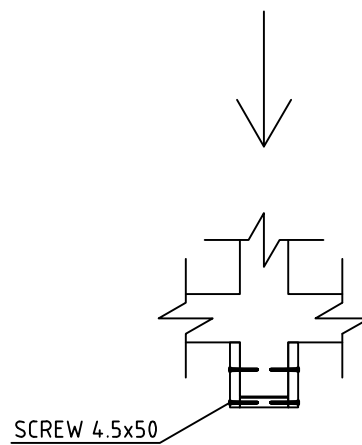
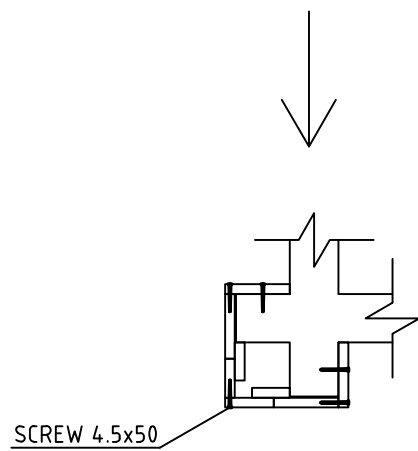
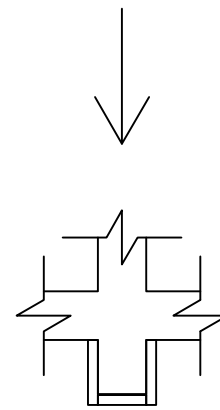
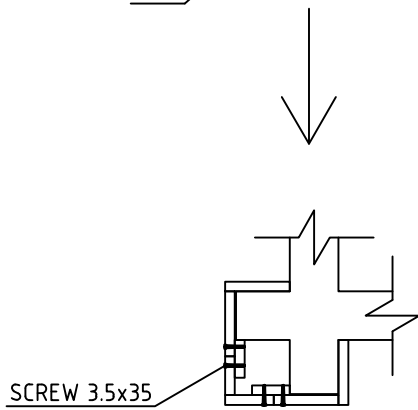
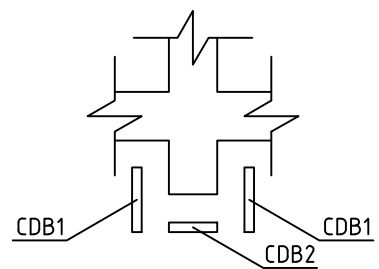
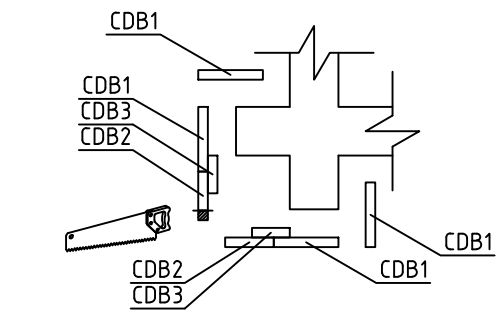
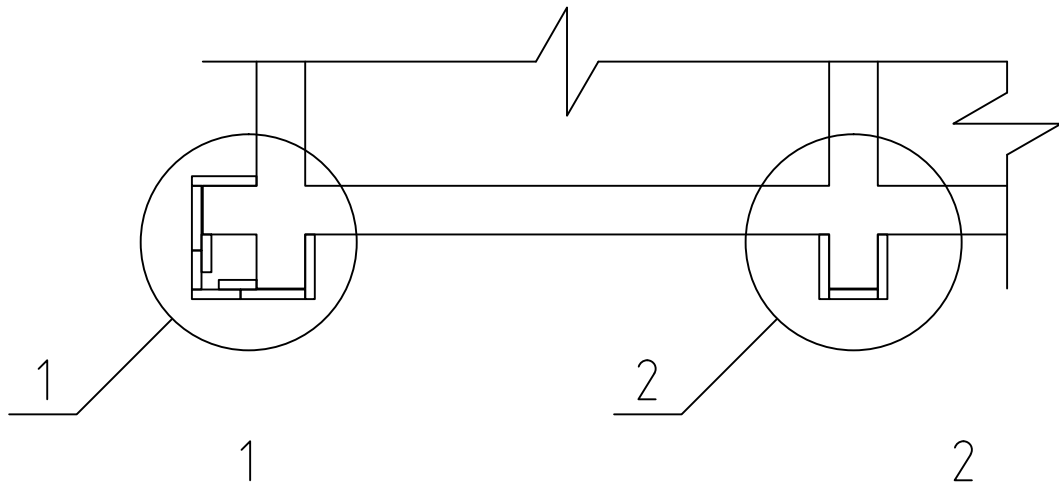
House	P6546-90 Edwin 30m2	Sheet	10
Drawing	WALL-SEINÄ-VÄGG C	Scale	1:50
Material	90x160	Date	20.03.2020
Drawer	RP	File	P6546-90 Edwin 30m2.dwg





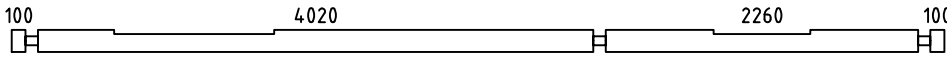
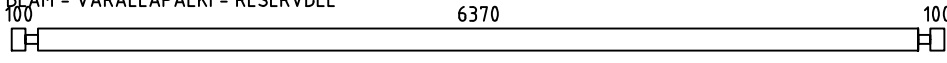
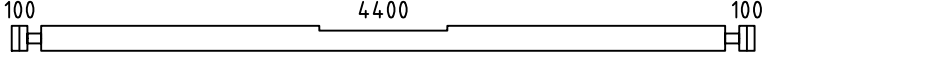
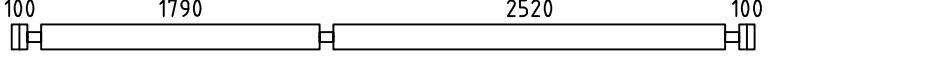
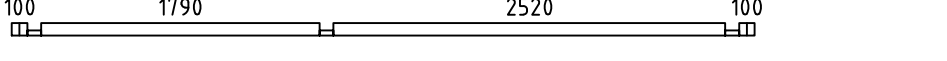

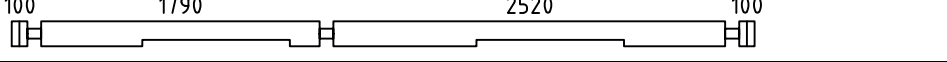







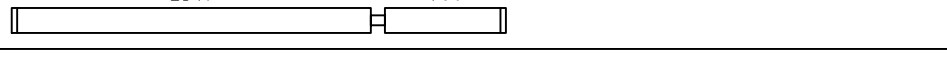
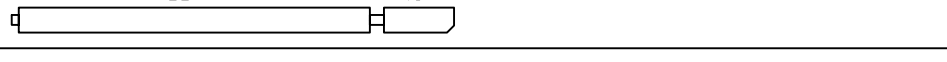
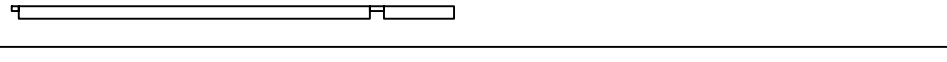
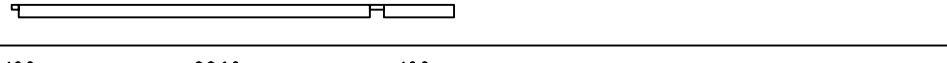



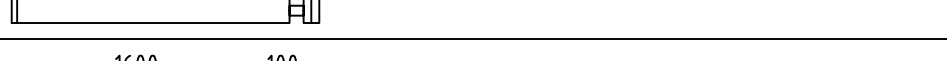

Wall-Seinä-Vägg 1 ↗

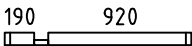
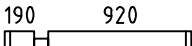
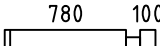
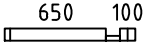
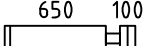
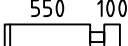



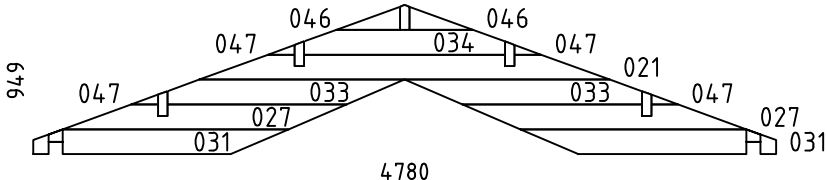
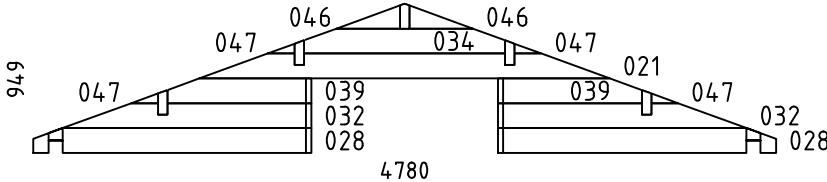
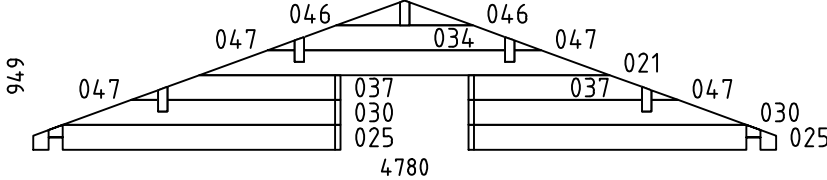















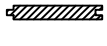



House	P6546-90 Edwin 30m2	Sheet	11
Drawing	WALL-SEINÄ-VÄGG 1	Scale	1:50
Material	90x160	Date	20.03.2020
Drawer	RP	File	P6546-90 Edwin 30m2.dwg



















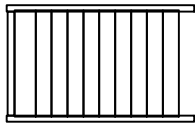


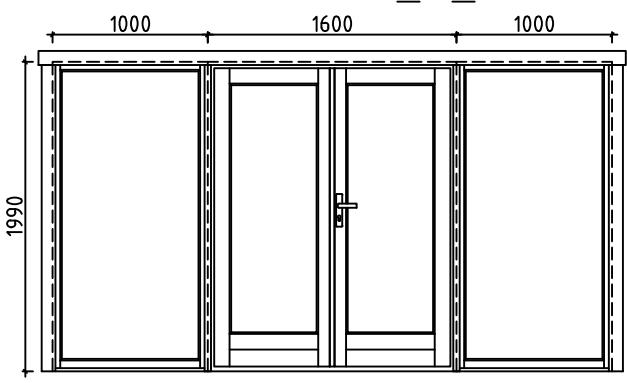
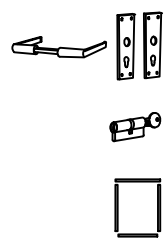
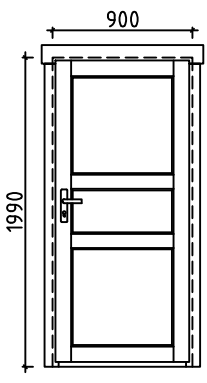
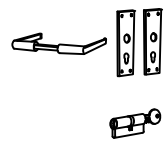
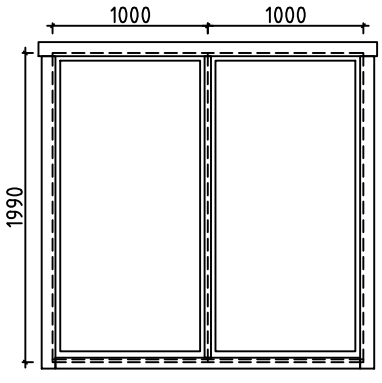
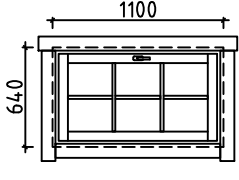
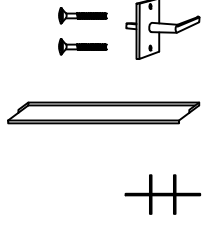
House	P6546-90 Edwin 30m2	Sheet	14
Drawing	CORNER DECORATION - HÖRN DEKORATION	Scale	1:50
Material	18x120, 18x90, 18x70	Date	20.03.2020
Drawer	RP	File	P6546-90 Edwin 30m2.dwg

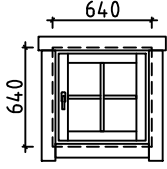
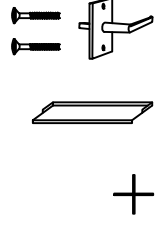
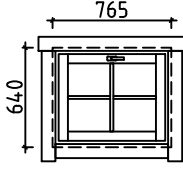
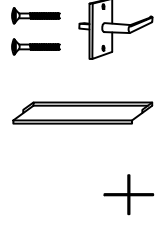
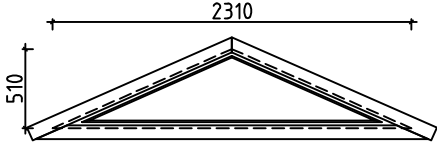
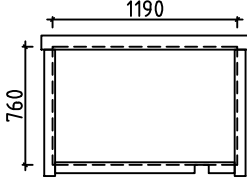
Pos	P6546-90 Edwin 30m2	Pcs. St.	Profil(e) (mm)	L (mm)		
001		14	90x160	6750		
002		1	90x160	6750		
003		1	90x160	6750		
004	SPARE BEAM - VARALLAPALKKI - RESERVDEL 	1	90x160	6750		
005		1	90x160	4780		
006		14	90x160	4780		
007		1	90x80	4780		
008		PM 1	90x160	4780		
009		1	90x160	4780		
010		3	90x160	4780		
011		1	90x160	4780		
012		2	90x160	4605		
013		1	90x80	4605		
014		1	90x80	4605		
015		1	90x160	4130		
016		7	90x160	4130		
017		4	90x160	3180		
018		2	90x160	2845		
019		1	90x80	2845		
020		1	90x80	2845		
022		1	90x80	2640		
023		14	90x160	2640		
024		4	90x160	2230		
026		2	90x160	1978		
029		4	90x160	1790		
House	P6546-90 Edwin 30m2	Material	File	P6546-90 Edwin 30m2.dwg	Sheet	15


Pos	P6546-90 Edwin 30m2	Pcs. St.	Profil(e) (mm)	L (mm)		
035		1	90x80	1200		
036		12	90x160	1200		
038		4	90x160	970		
040		2	90x80	840		
041		24	90x160	840		
042		8	90x160	740		
043		12	90x160	560		
044		2	90x80	560		
045		24	90x160	560		
WA-1		1	90x949	4780		
WB-1		1	90x949	4780		
WC-1		1	90x949	4780		
HB	HIT BLOCK-ASENNUSPALKI-SLAG BRÄDA 	2	90x160	300		
LB1	LOFT FLOOR BEAMS-PARVIAPALKIT-LOFTBJÄLKAR 	10	43x140	2255		
FB1	FLOORBEAMS - LATTIAPALKIT - GOLVBJÄLKAR 	4	70x140	4484		
FB2	FLOORBEAMS - LATTIAPALKIT - GOLVBJÄLKAR 	4	70x70	4484		
FB3	FLOORBEAMS - LATTIAPALKIT - GOLVBJÄLKAR 	11	43x140	4484		
FB5	FLOORBEAMS - LATTIAPALKIT - GOLVBJÄLKAR 	2	43x140	4150		
FB7	FLOORBEAMS - LATTIAPALKIT - GOLVBJÄLKAR 	2	43x140	2390		
House	P6546-90 Edwin 30m2	Material	File	P6546-90 Edwin 30m2.dwg	Sheet	16

Pos	P6546-90 Edwin 30m2			Pcs. St.	Profil(e) (mm)	L (mm)
FB4	FLOORBEAMS - LATTIAPALKIT - GOLVBJÄLKAR 			11	43x70	4484
FB6	FLOORBEAMS - LATTIAPALKIT - GOLVBJÄLKAR 			2	43x70	4150
FB8	FLOORBEAMS - LATTIAPALKIT - GOLVBJÄLKAR 			2	43x70	2390
BB12	COUNTERFLOOR HOLDING BOARDS - ROSSIPOHJAA KANNATTELEVAT LAUDAT - BRÄDER SOM HALLER TROSSBOTTEN		IMM	11	18x90	4570
BB11	COUNTERFLOOR HOLDING BOARDS - ROSSIPOHJAA KANNATTELEVAT LAUDAT - BRÄDER SOM HALLER TROSSBOTTEN		IMM	4	18x70	4570
FS2	SLEEPING FLOOR SUPPORTING SLAT - PARVIALATTIA TUKILISTA - LOFTGOLVLIST			2	43x43	2515
FS1	SLEEPING FLOOR SUPPORTING SLAT - PARVIALATTIA TUKILISTA - LOFTGOLVLIST			2	43x43	1785
RB5	PURLINS - KATTO-ORRET - TAKASAR 			2	68x190	4605
RB1	PURLINS - KATTO-ORRET - TAKASAR 			2	68x190	4605
RB3	PURLINS - KATTO-ORRET - TAKASAR 			1	68x190	4605
RB6	PURLINS - KATTO-ORRET - TAKASAR 			2	68x190	2845
RB2	PURLINS - KATTO-ORRET - TAKASAR 			2	68x190	2845
RB4	PURLINS - KATTO-ORRET - TAKASAR 			1	68x190	2845
F1	FLOORBOARD - LATTIALAUTA - GOLVBRÄDE		114 or-tai-eller 88	39+1 51+1	28x114 28x88	4015
F2	FLOORBOARD - LATTIALAUTA - GOLVBRÄDE		114 or-tai-eller 88	39+1 51+1	28x114 28x88	2255
L1	LOFT BOARD - PARVIALATTIA - LOFTGOLV		114 or-tai-eller 88	20+1 26+1	18x114 18x88	4395
R1	ROOFBOARD - KATTOLAUTA - TAKBRÄDE		114 or-tai-eller 88	132+2 172+2	18x114 18x88	2880
FF1	SKIRTING SLAT - LATTIALISTA - GOLVLIST				18x35	48m
GB1	GABLE BOARD - KAAPELILAUTA - GAVELBRÄDA 			4	18x120	2930
GS1	BOARD MATCHING WITH GABLE BOARD - KAAPELILAUTA VASTAVA LAUTA - BRÄDA OVANPÅ GAVELBRÄDA			4	18x70	2930
EB1	EAVE BOARD - RÄYSTÄSLAUTA - TAKFOTBRÄDE			4	18x120	3725
ES1	EAVE SLAT - RÄYSTÄSLISTA - TAKFOTLIST			4	30x40	3725
DB1	DECORATIVE - KORISTE - PRYDNADS			2	18x90	200
CDB1	CORNER DECORATION BOARD - HÖRN DEKORATION BRÄDE			22	18x120	2790
CDB2	CORNER DECORATION BOARD - HÖRN DEKORATION BRÄDE			15	18x90	2790
House	P6546-90 Edwin 30m2		Material	File	P6546-90 Edwin 30m2.dwg	
					Sheet	17

Pos	P6546-90 Edwin 30m2		Pcs. St.	Profil(e) (mm)	L (mm)	
CDB3	CORNER DECORATION BOARD - HÖRN DEKORATION BRÄDE			8	18x70	2790
CB1	COVERING BOARD - PEITELAUTA - HYLLBRÄDA			1	18x120	3900
SB1	SUPPORT BOARD - TUKILAUTA - KONSOL			2	28x85	80
DT1	DOOR ASSEMBLING PROFILE - VEN ASENNUSPROFIILI - DÖRR MONTERINGSPROFIL			6	90x43	1950
WT1	WINDOW ASSEMBLING PROFILE - IKKUNA ASENNUSPROFIILI - FÖNSTER MONTERINGSPROFIL			2	90x43	1870
WT2	WINDOW ASSEMBLING PROFILE - IKKUNA ASENNUSPROFIILI - FÖNSTER MONTERINGSPROFIL			8	90x43	590
FLT1	ASSEMBLING PROFILE-ASENNUSPROFIILI-MONTERINGSPROFIL			2	18x25	760
SJ1	SCREW JOINT - KIERRETANKO - GÄNGSTAPP			6	M10	2770
RCM	ROOFBEAMS CONNECTING METAL - METALL FÖR SAMMANFOGNING AV TAKASAR - KATTO-ORRE YHTEENLITYSMETALLT			5	∅6.0	200
WCM	WALLBEAMS CONNECTING METAL - METALLPLATTA FÖR SAMMANFOGNING AV VÄGGEN BALKAR - SEINÄPALKKEJA METALLISET YHTEENLIITYMISLAATAT			2	60	60
	NUT-MUTTERI-NÖT FOR-VARTEN-FÖR	SJ1		6	M10	
	NAILS-NAULAT-SPIKAR FOR-VARTEN-FÖR	FF1		110	∅2.0	40
	NAILS-NAULAT-SPIKAR FOR-VARTEN-FÖR	F1, F2, L1, R1, BBI1, BBI2		1700	∅2.5	60
	SCREWS-RUUVIT-SKRUVAR FOR-VARTEN-FÖR	WCM, CDB3		100	∅3.5	35
	SCREWS-RUUVIT-SKRUVAR FOR-VARTEN-FÖR	GB1, GS1, EB1, ES1, DB1, CB, CDB1, CDB2		320	∅4.5	50
	SCREWS-RUUVIT-SKRUVAR FOR-VARTEN-FÖR	FS1, FS2, LB1, SB		50	∅4.5	70
	SCREWS-RUUVIT-SKRUVAR FOR-VARTEN-FÖR	007, 013, 014, 019, 020, 022, 035, 040, 044 FB1, FB2, FB3, FB4, FB5, FB6, FB7, FB8		80	∅4.5	90
	SCREWS-RUUVIT-SKRUVAR FOR-VARTEN-FÖR	FB2, FB4, FB6, FB8		60	∅5.0	120
	SCREWS-RUUVIT-SKRUVAR FOR-VARTEN-FÖR	RB1, RB2, RB3, RB4, RB5, RB6		20	∅6.0	160
LD1	LADDER-TIKAPUUT-STEGE			1	500	2385
House	P6546-90 Edwin 30m2		Material	File	P6546-90 Edwin 30m2.dwg	Sheet 18

Pos	P6546-90 Edwin 30m2	Pcs. St.	Profil(e) (mm)	L (mm)	
D1	DOOR-OVI-DÖRR (right-oikea-höger) ORT_ST	P	1	1600	1990
W1	WINDOW-IKKUNAN-FÖNSTER ORT_ST_K		2	1000	1990
			1		
D2	DOOR-OVI-DÖRR (1x right-oikea-höger; 1x left-jäljellä-vänster) AST	P+V	1+1	900	1990
			2		
W2	WINDOW-IKKUNAN-FÖNSTER ORT_ST_K		2	1000	1990
					
W3	WINDOW-IKKUNAN-FÖNSTER ORT_ST_SU	P	2	1100	640
			2		
House	P6546-90 Edwin 30m2	Material	File	P6546-90 Edwin 30m2.dwg	Sheet 19

Pos	P6546-90 Edwin 30m2		Pcs. St.	Profil(e) (mm)	L (mm)
W4	WINDOW-IKKUNAN-FÖNSTER (right-oikea-höger) ORT_ST 		1 1 1 1	640	640
W5	WINDOW-IKKUNAN-FÖNSTER ORT_ST_SU 		1 1 1 1	765	640
W6	WINDOW-IKKUNAN-FÖNSTER ORT_ST_K 		1	2310	510
FL1	FRAME AROUND LOFT ENTRANCE 		1	1190	760

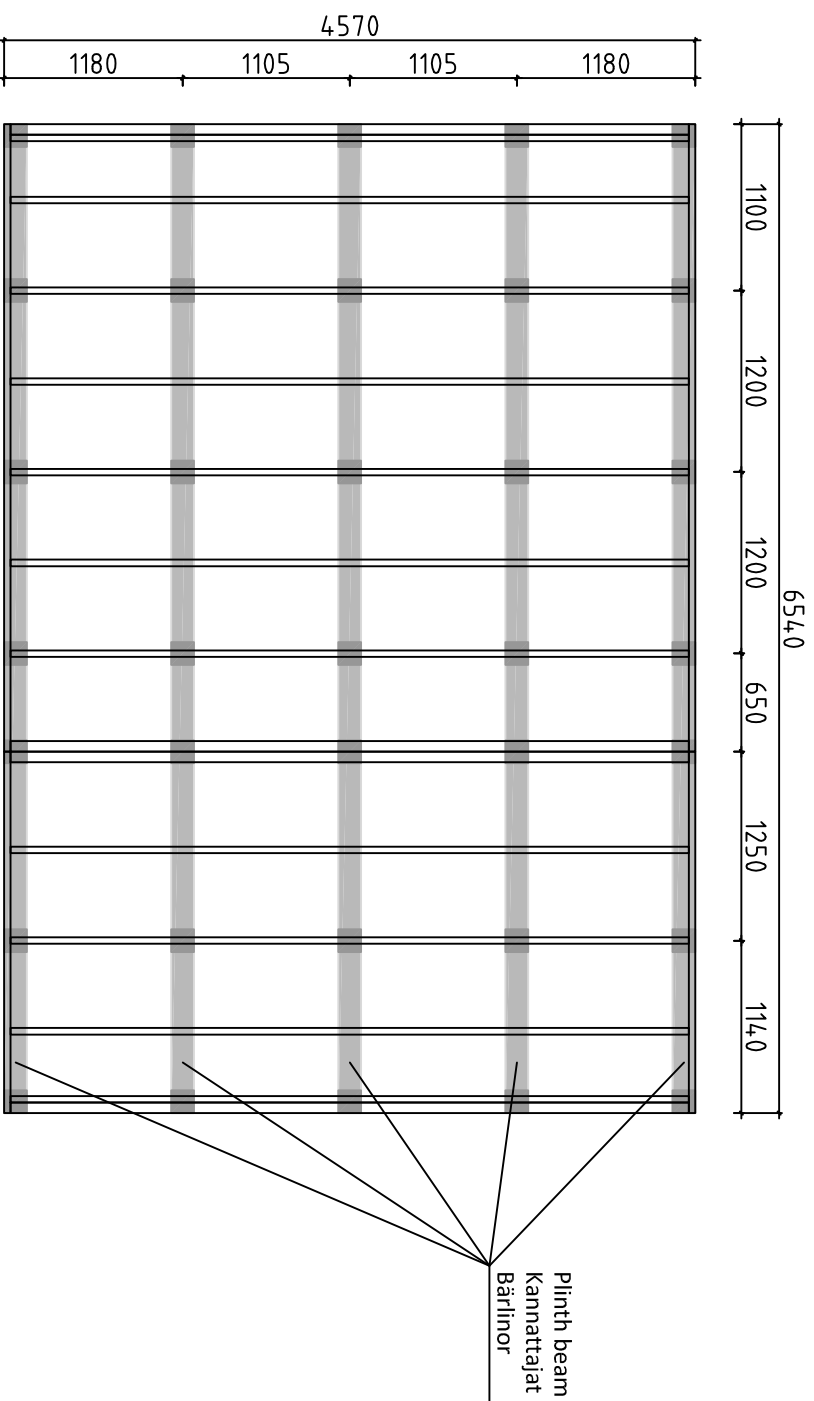


Detta är ett förslag för hur man kan placera plintarna (100-200 mm i diameter) för golvbjälklaget. Golvbjälkarna är med i byggsatsen, men inte plintarna. Använder man exempelvis 500-600mm långa murblock så kan man halvera antalet punkter. Lägg fuktskyddande papp mellan betong och trä

Tämä on ehdotus siltä, miten (100-200 mm läpimitäiset) jalat voidaan sijoittaa alapohjaa varten. Lattiapalkit ovat rakennussarjassa, mutta jalat ei ole. Kun käytetään esimerkiksi 500-600 mm pitkiä harkkoja, voidaan pisteiden määrä puoltaa. Aseta betonin ja puun väliin kosteudelta suojava pahvi

A proposal for placing plinths (100-200 mm in diameter) for floor beams. Floor beams are provided in the kit but plinths are not included. For example, by using 500-600 mm long masonry units, one can reduce the number of points 50%. Place cardboard between the concrete and wood to protect from moisture

House	P6546-90 Edwin 30m2	Sheet	21
Drawing	FOUNDATION PLAN - PLINTPLAN	Scale	1:50
Material		Date	20.03.2020
Drawer	RP	File	P6546-90 Edwin 30m2 Foundation.dwg



Förslag på alternativ plintplan med bärlnor och plintar. Bärlnor 45x 95 eller 45x 120 och plintar ca 100- 200 mm i diameter. (Bärlnor och plintar ingår ej i leveransen). Används exempelvis murblock, (ingår ej i leveransen) istället för plintar, kan man lägga bärlnorra platt mot dessa och på det sättet minska höjden på konstruktionen. I denna konstruktion kan man dessutom lägga en "boardskiva" mellan bärlnorra och golvbjälkarna och på det sättet bära upp bjälklagsisoleringen. Lagg fuktskyddande papp mellan betong och trä

Endotus valitoehtoista jalustasta kannattajilla ja jaloilla. Kannattajat 45x95 tai 45x120 ja jalat läpimitään n. 100-200 mm (kannattajat ja jalat ei ole toimituksessa). Käytettäessä esimerkiksi harkkoja (ei kuulu toimitukseen) jalkojen sijasta, voi kannattajat asettaa lappeelleen niitä vasten ja sillä tavoin vähentää rakenteen korkeutta. Tässä rakenteessa voi lisäksi asettaa levyn kannattajien ja lattiapalkkien väliin ja sillä tavoin kannattaa alapohjan eristystä. Aseta betonin ja puun väliin kosteudelta suojaava pahvi

A proposal for alternative plinth beam layout plan. Plinth beams 45x95 or 45x120 and plinths ca 100-200 mm in diameter (plinth beams and plinths are not included in the kit). For example, by using masonry units (not included in the kit) instead of plinths, one can lay plinth beams flat against the masonry units and in that way reduce the height of the structure. In this construction one can also add "plywood board" between plinth beams. Place cardboard between the concrete and wood to protect from moisture

House	P6546-90 Edwin 30m ²	Sheet	22
Drawing	FOUNDATION PLAN - PLINTPLAN	Scale	1:50
Material		Date	20.03.2020
Drawer	RP	File	P6546-90 Edwin 30m ² Foundation.dwg

#001	1,3	6750	14
#002	3	6750	1
#003	1	6750	1
#004		6750	1
#005	C	4780	1
#006	C	4780	14
#007	C	4780	1
#008	B	4780	1
#009	B	4780	1
#010	A	4780	3
#011	A	4780	1
#012	1,3	4605	2
#013	3	4605	1
#014	1	4605	1
#015	3	4130	1
#016	3	4130	7
#017	1	3180	4
#018	1,3	2845	2
#019	3	2845	1
#020	1	2845	1
#021	A,B,C	2640	3
#022	2	2640	1
#023	2	2640	14
#024	3	2230	4
#025	C	1978	2
#026	C	1978	2
#027	A	1827	2
#028	B	1790	2
#029	B	1790	4
#030	C	1788	2
#031	A	1645	2
#032	B	1600	2
#033	A	1527	2
#034	A,B,C	1294	3
#035	B	1200	1
#036	B	1200	12
#037	C	1115	2
#038	1	970	4
#039	B	927	2
#040	B	840	2
#041	B	840	24
#042	1,3	740	8
#043	3	560	12
#044	A	560	2
#045	A	560	24
#046	A,B,C	410	6
#047	A,B,C	173	12