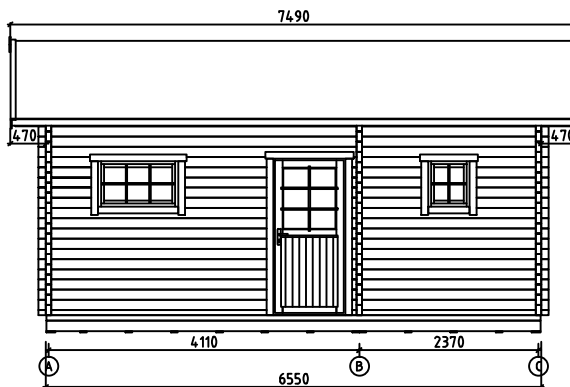
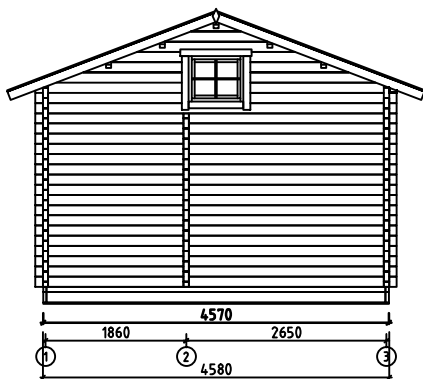


Wall-Seinä-Vägg A

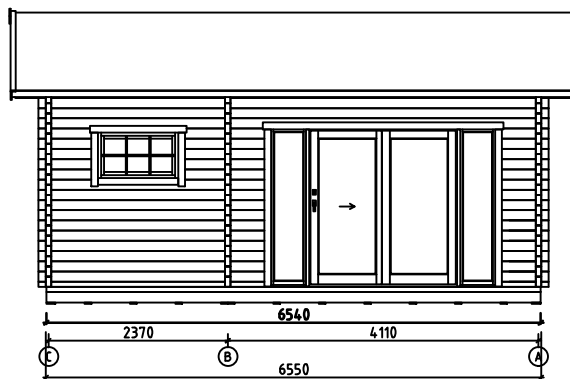


Wall-Seinä-Vägg 1

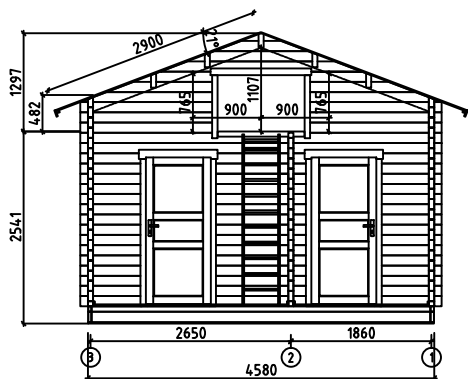


Wall-Seinä-Vägg C

FLOORBEAMS-LATTIAPALKIT-GOLVBJÄLKAR



Wall-Seinä-Vägg 3



Wall-Seinä-Vägg B

V 1.3
P Max 250kg/m²

House	P6546-70 Diana 30m ²	Sheet	0
Drawing	VIEWS-KUVAT-SEDD	Scale	1:100
Material	70x135	Date	18.02.2019
Drawer	RP	File	P6546-70 Diana 30m ² View.dwg