

Date rev. Description

House P6546-70 Diana 30m2

Sheet 1

Drawing 3D

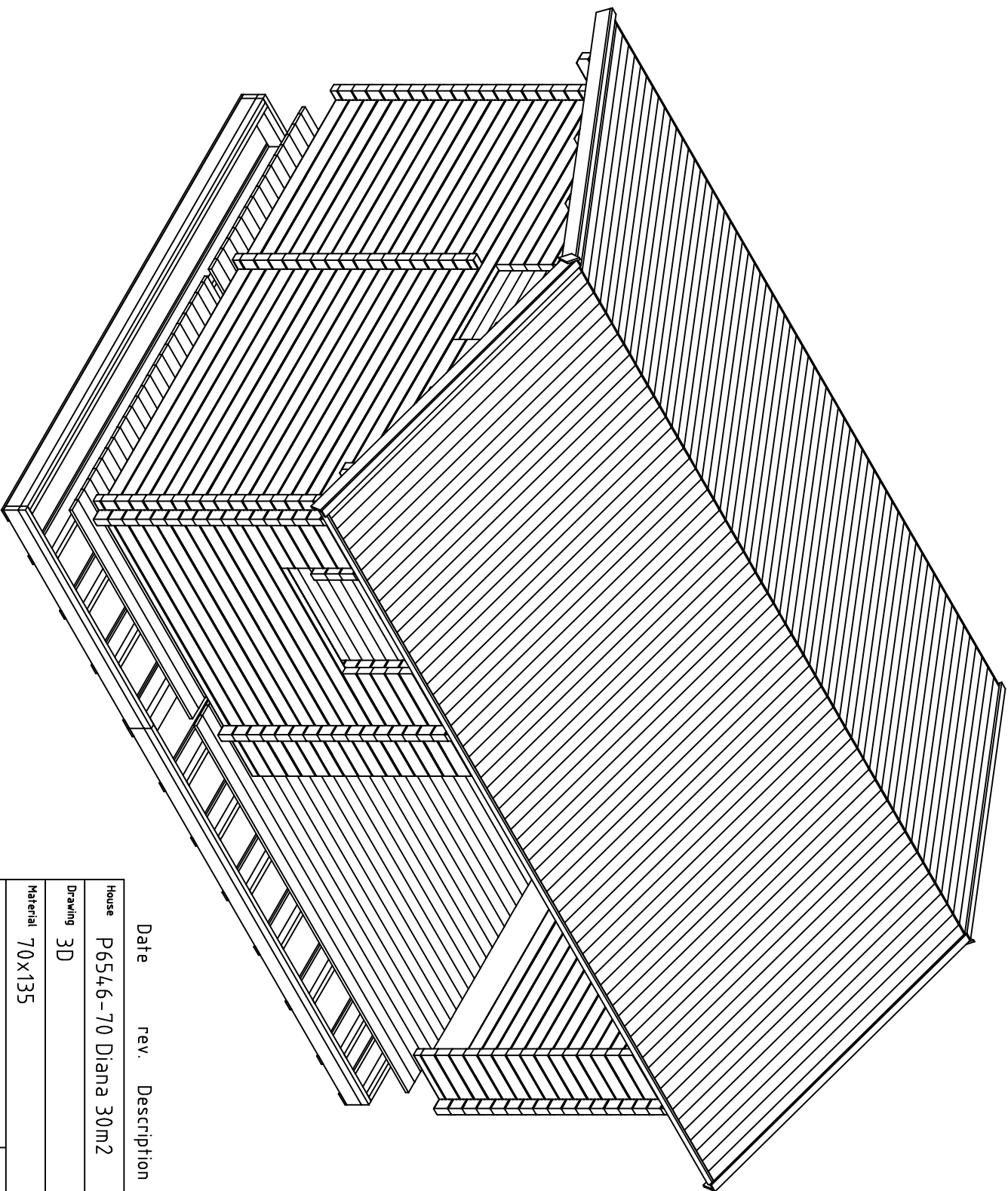
Scale

Material 70x135

Date 18.02.2019

Drawer RP

File P6546-70 Diana 30m2 3D.dwg



Date rev. Description

House P6546-70 Diana 30m2

Sheet 2

Drawing 3D

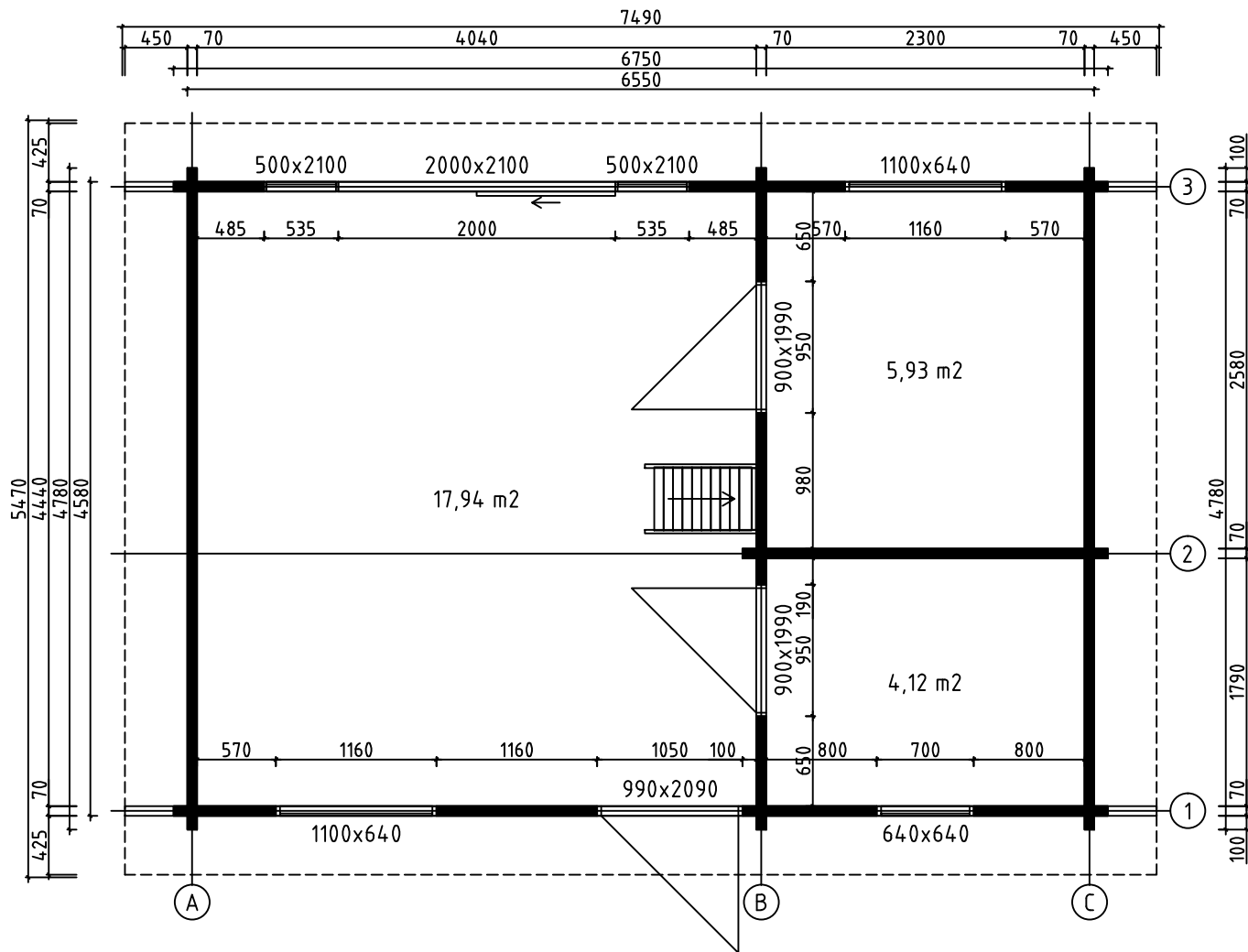
Scale

Material 70x135

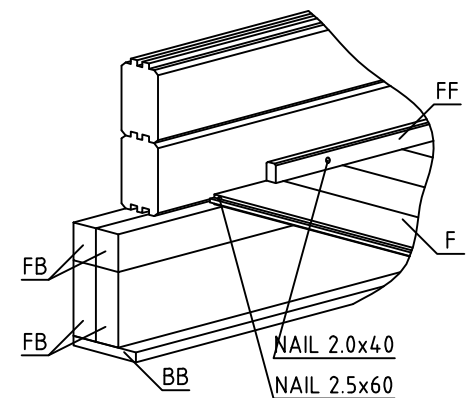
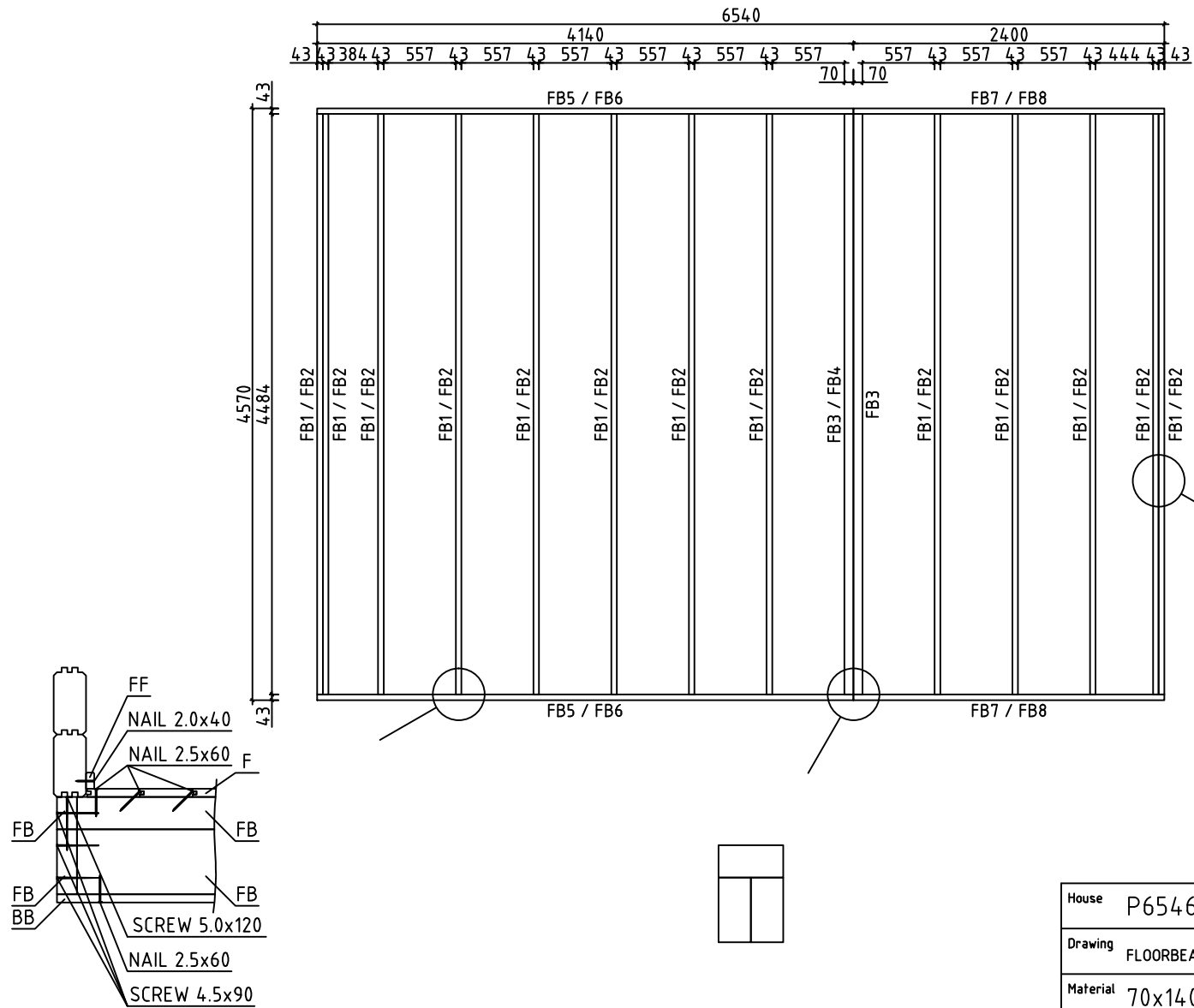
Date 18.02.2019

Drawer RP


File P6546-70 Diana 30m2 3D.dwg




House	P6546-70 Diana 30m2	Sheet	3
Drawing	PLAN-SUUNNITELMA-PLANEN	Scale	1:50
Material	70x135	Date	18.02.2019
Drawer	RP	File	P6546-70 Diana 30m2.dwg



House	P6546-70 Diana 30m2	Sheet	5
Drawing	FLOORBEAMS-LATTIAPALKIT-GOLVBJÄLKAR	Scale	1:50
Material	70x140, 43x140, 43x70	Date	18.02.2019
Drawer	RP	File	P6546-70 Diana 30m2.dwg

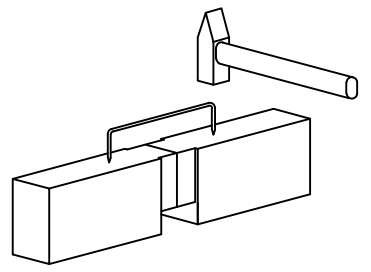
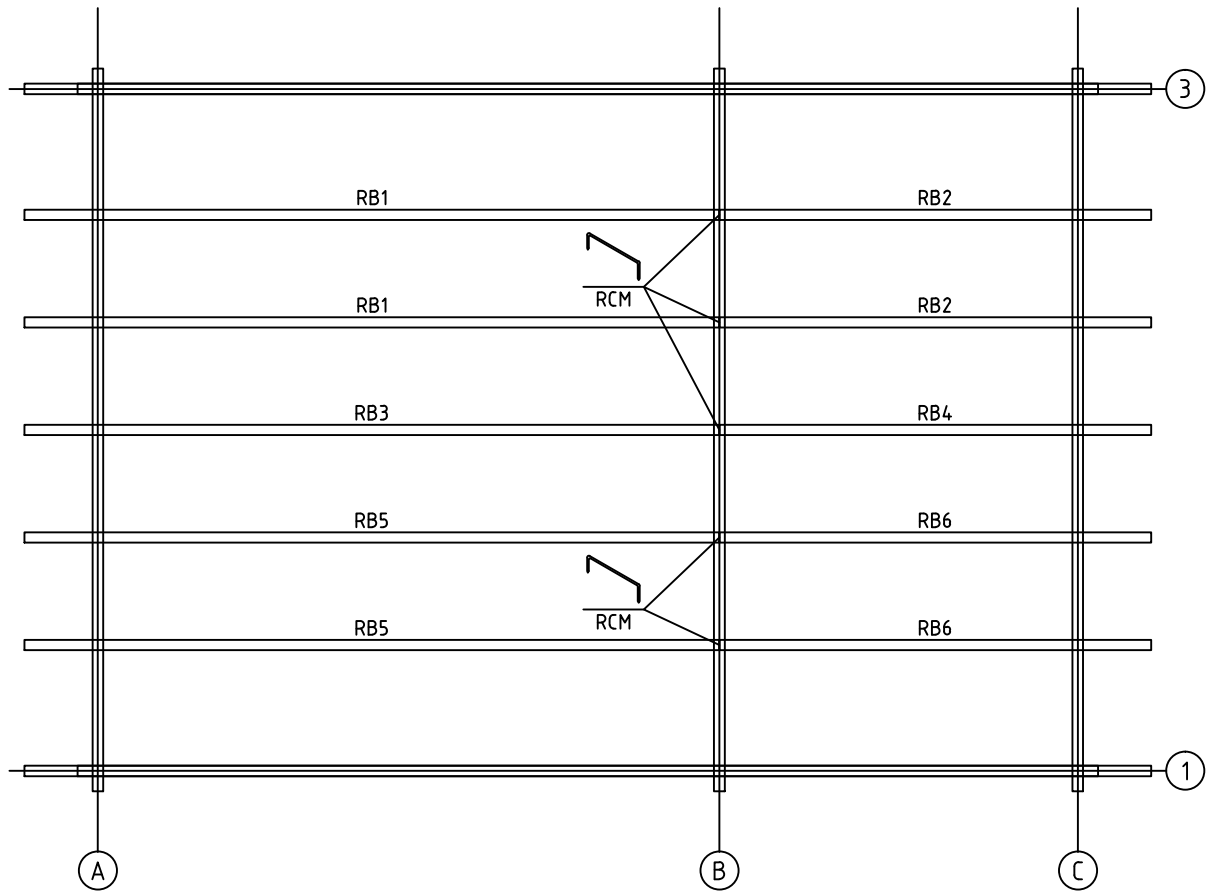


FLOORBOARD-LATTIALAUTA-GOLVBRÄDE

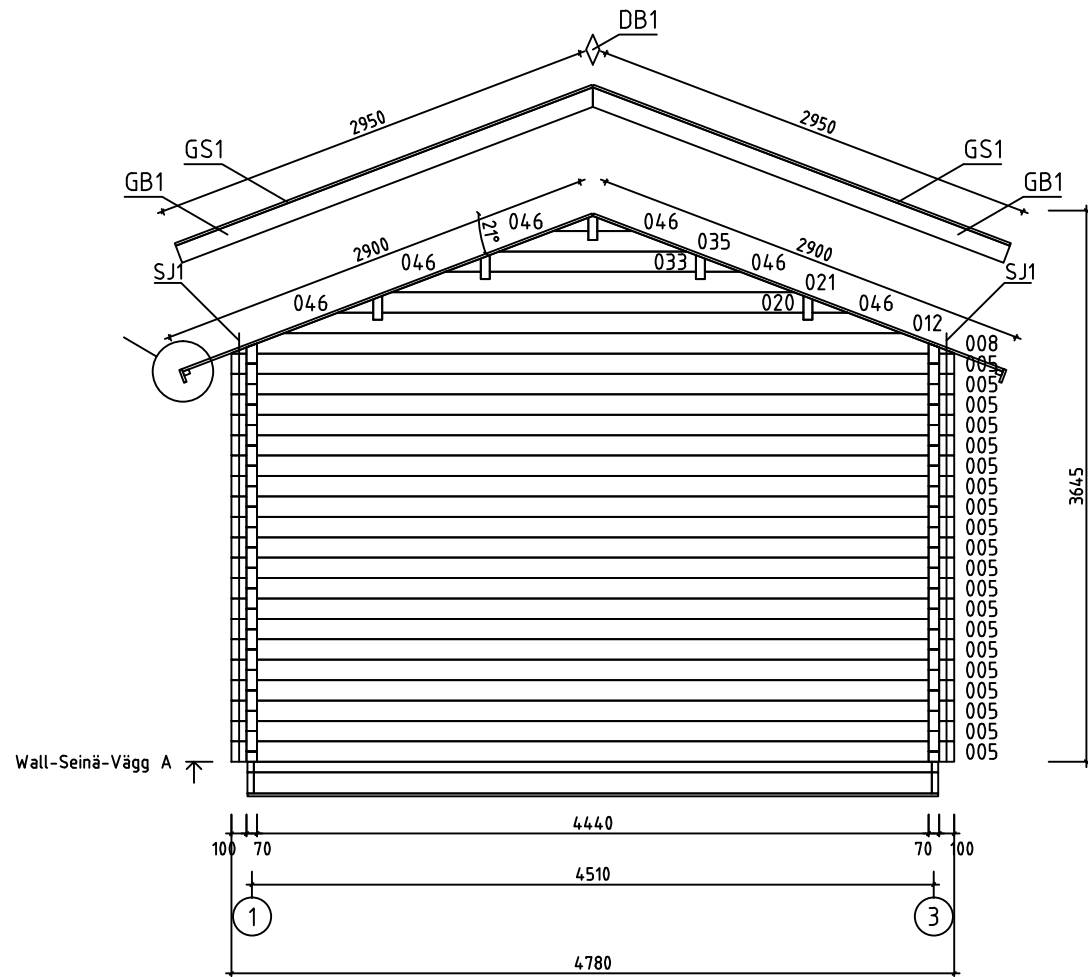
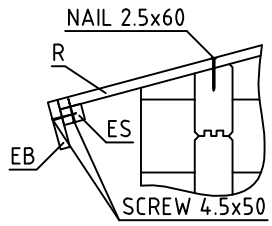


LOFT FLOORBOARD - PARVIA LATTIALATTIA - LOFT GOLVBRÄDE

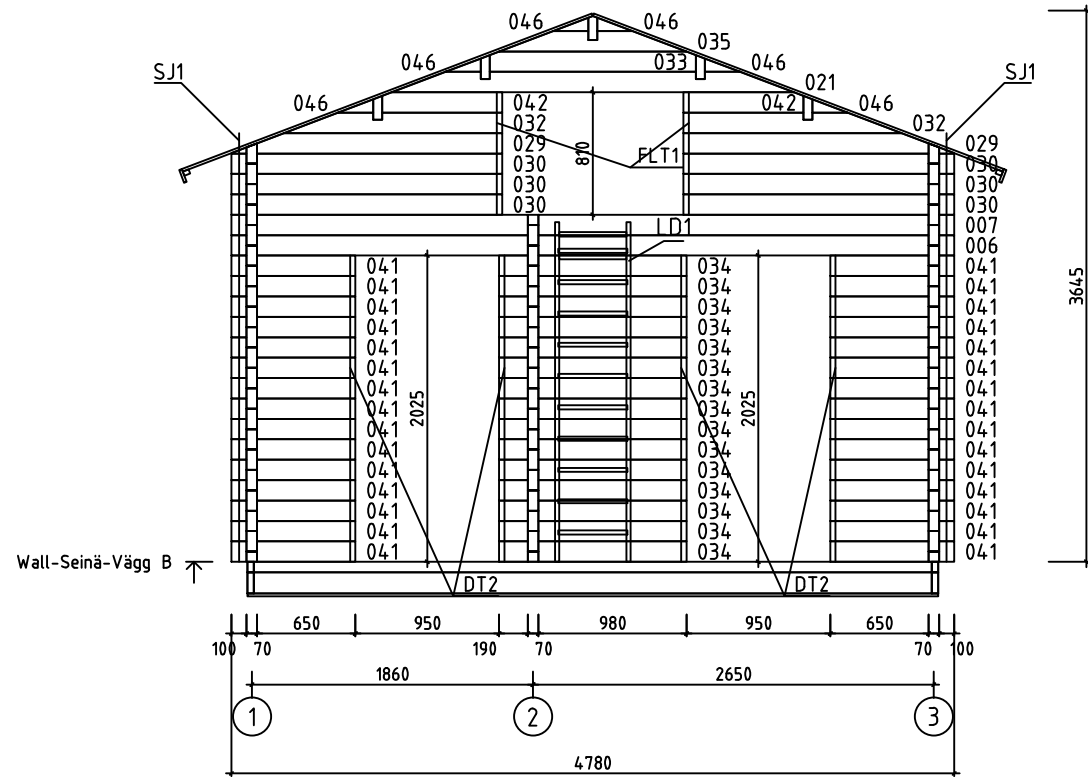
House	P6546-70 Diana 30m2	Sheet	6
Drawing	FLOORBOARD-LATTIALAUTA-GOLVBRÄDE	Scale	1:50
Material	28x114, 18x114	Date	18.02.2019
Drawer	RP	File	P6546-70 Diana 30m2.dwg



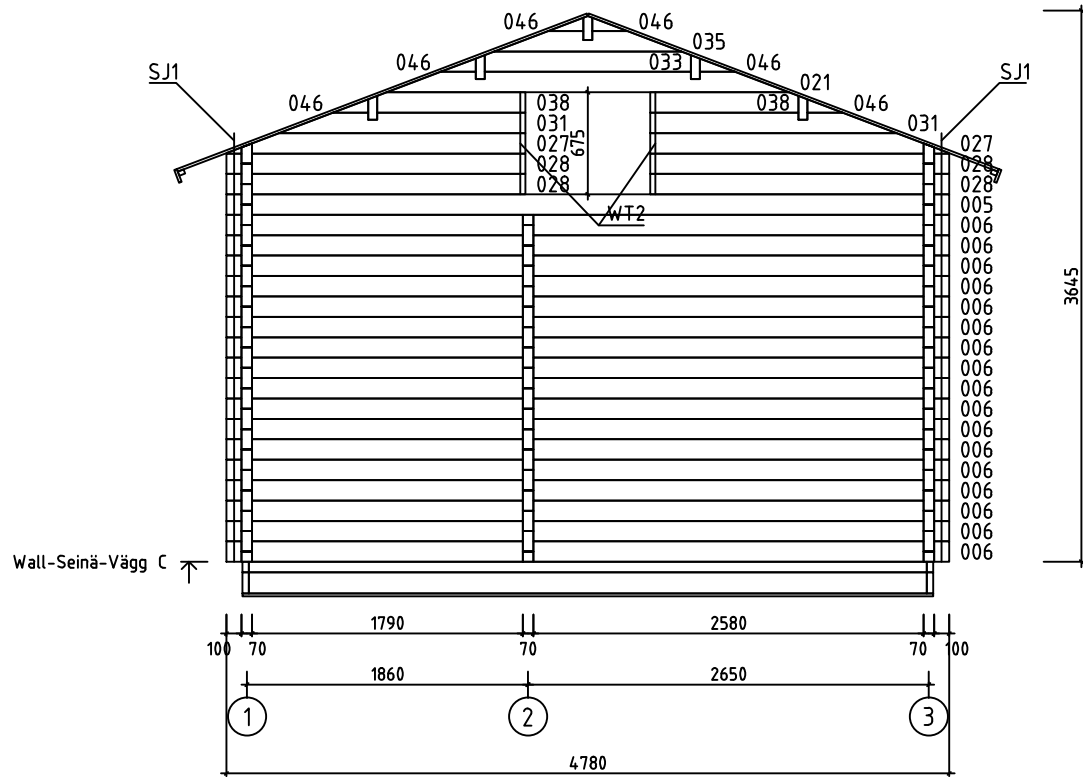
House	P6546-70 Diana 30m2	Sheet	7
Drawing	PURLINS-KATTO-ORRET-TAKÅSAR	Scale	1:50
Material	68x190, 18x90	Date	18.02.2019
Drawer	RP	File	P6546-70 Diana 30m2.dwg



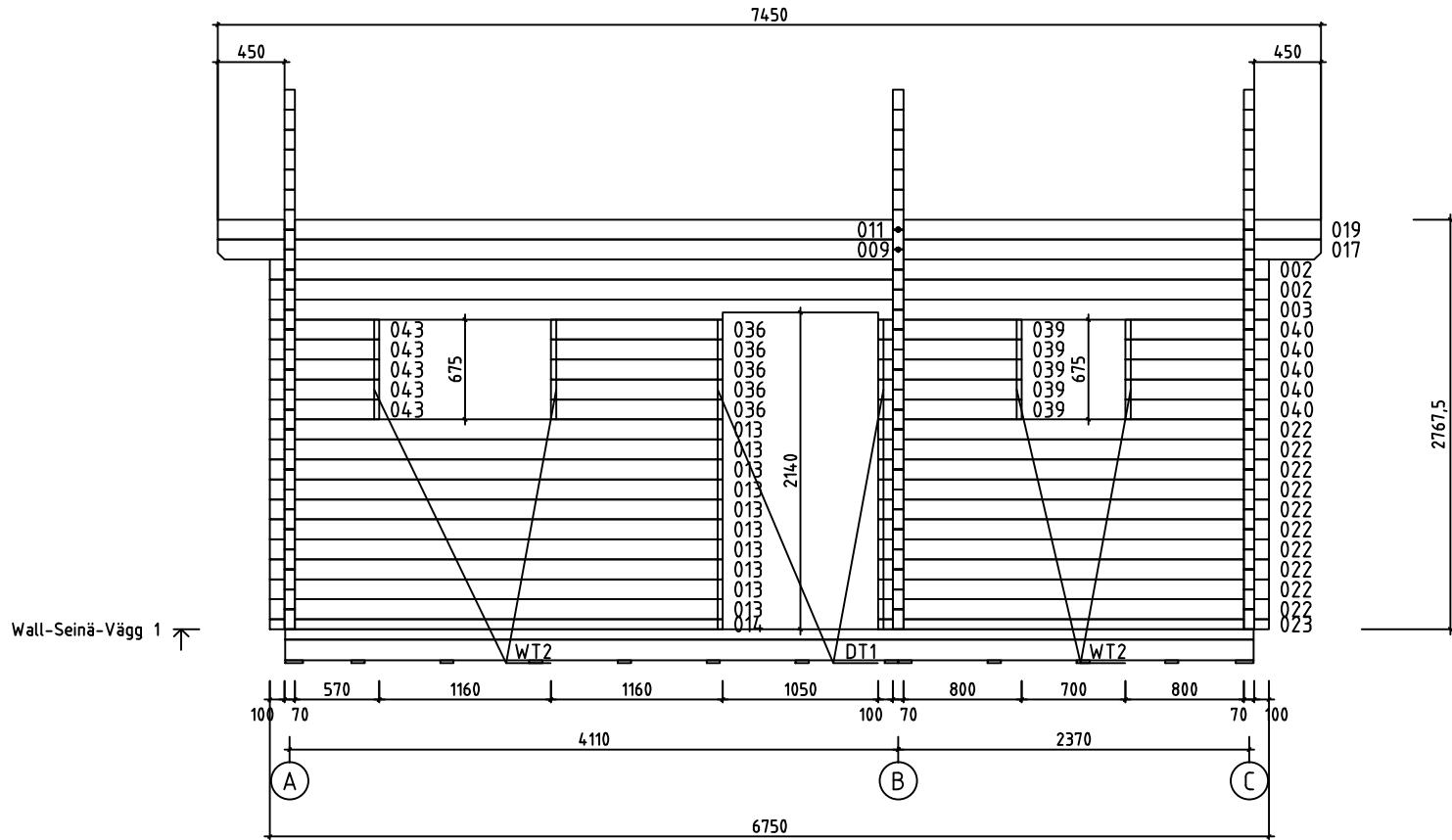
House	P6546-70 Diana 30m2	Sheet	8
Drawing	WALL-SEINÄ-VÄGG A	Scale	1:50
Material	70x135	Date	18.02.2019
Drawer	RP	File	P6546-70 Diana 30m2.dwg



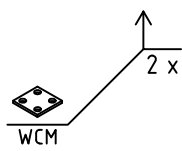
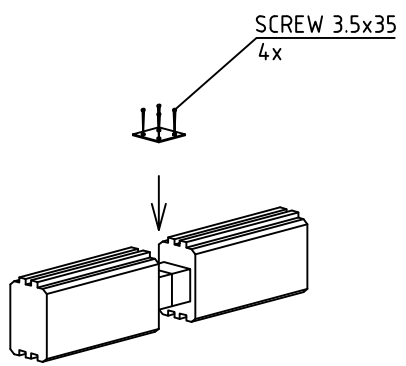
House	P6546-70 Diana 30m2	Sheet	9
Drawing	WALL-SEINÄ-VÄGG B	Scale	1:50
Material	70x135	Date	18.02.2019
Drawer	RP	File	P6546-70 Diana 30m2.dwg



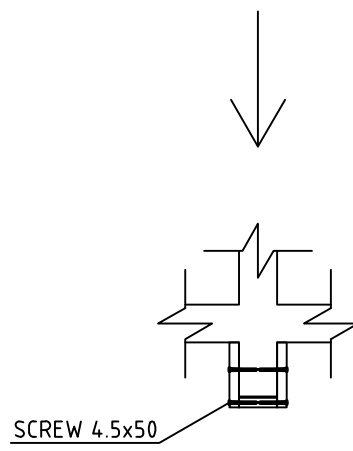
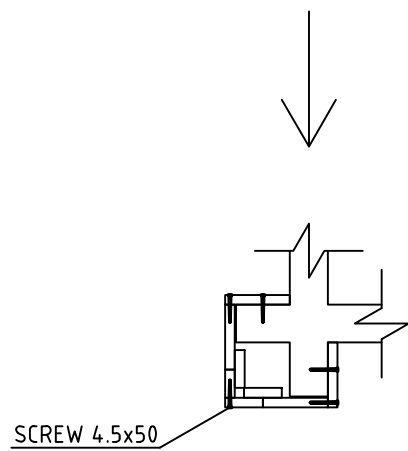
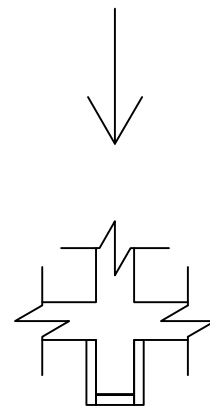
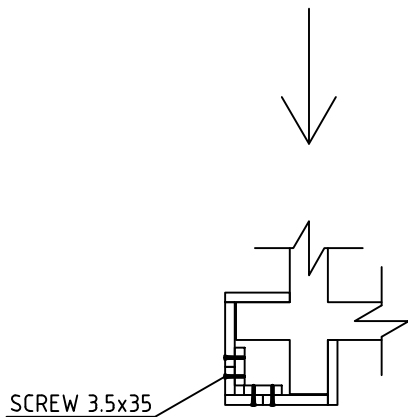
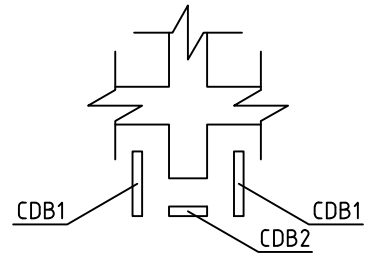
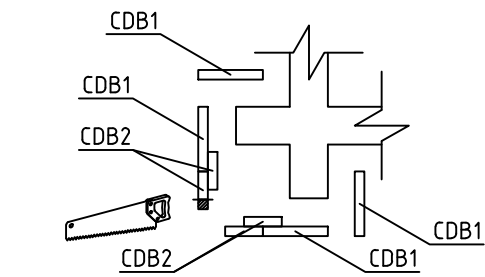
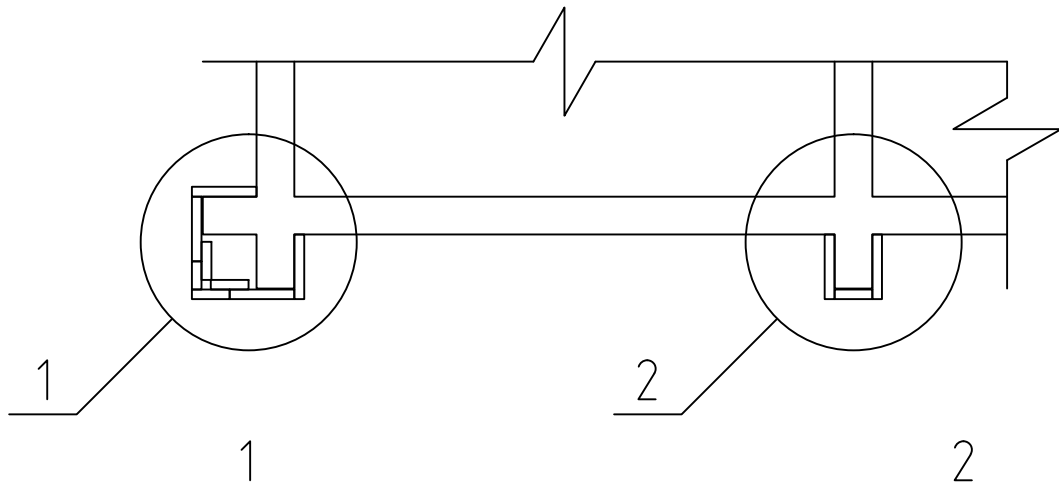
House	P6546-70 Diana 30m2	Sheet	10
Drawing	WALL-SEINÄ-VÄGG C	Scale	1:50
Material	70x135	Date	18.02.2019
Drawer	RP	File	P6546-70 Diana 30m2.dwg



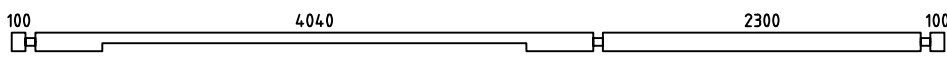
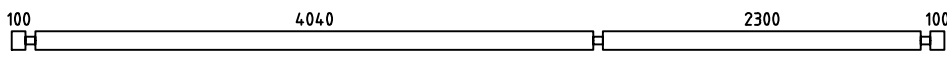
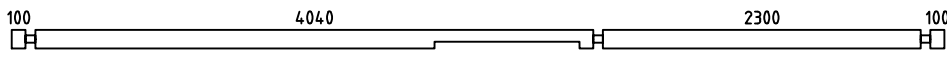
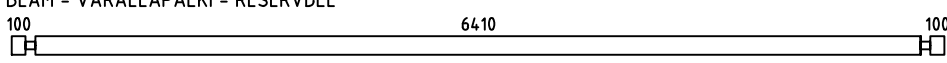



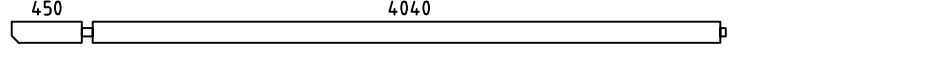


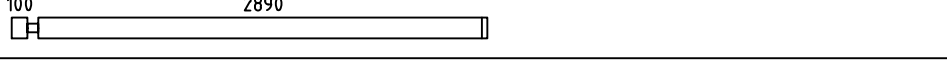
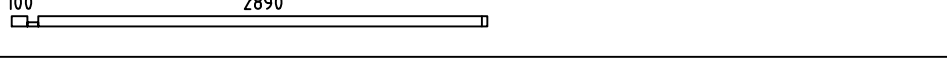
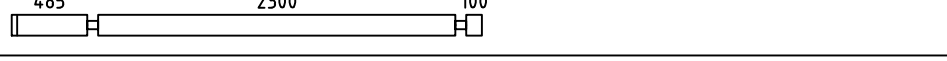
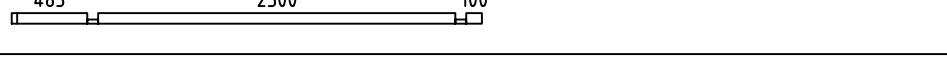
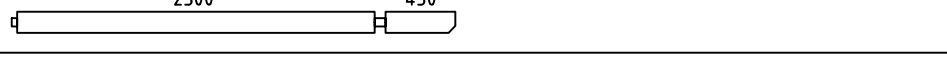
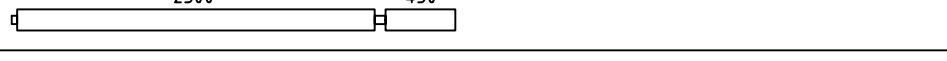
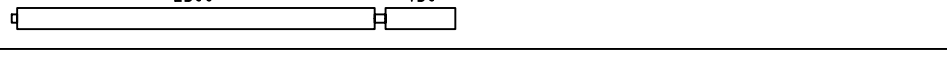






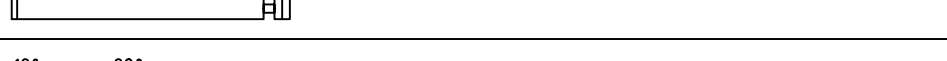

Wall-Seinä-Vägg 1 ↗


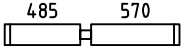
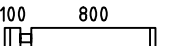
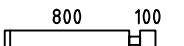
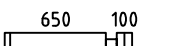
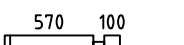


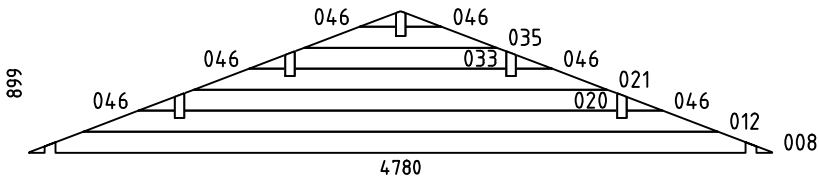
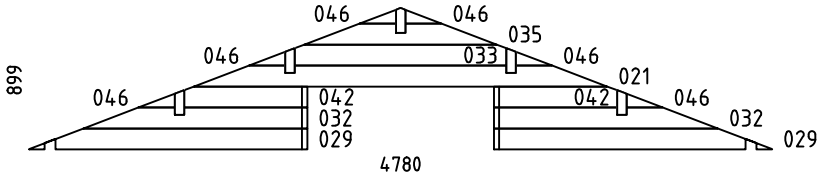
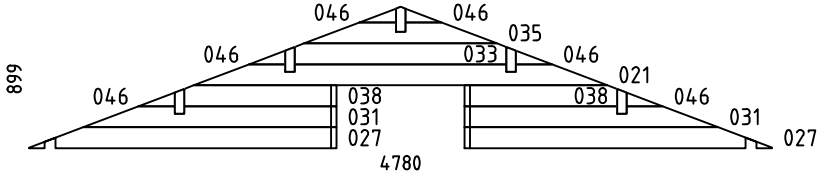
















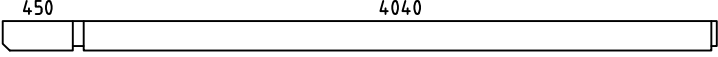


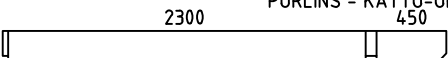
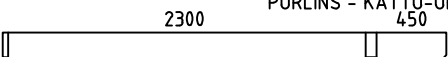
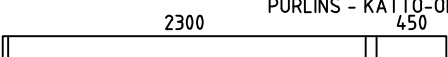





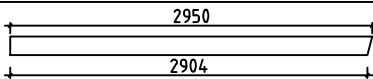







House	P6546-70 Diana 30m2	Sheet	11
Drawing	WALL-SEINÄ-VÄGG 1	Scale	1:50
Material	70x135	Date	18.02.2019
Drawer	RP	File	P6546-70 Diana 30m2.dwg
















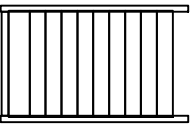
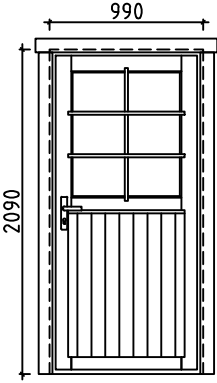
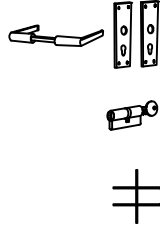




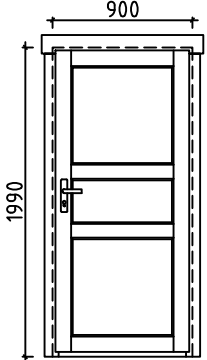
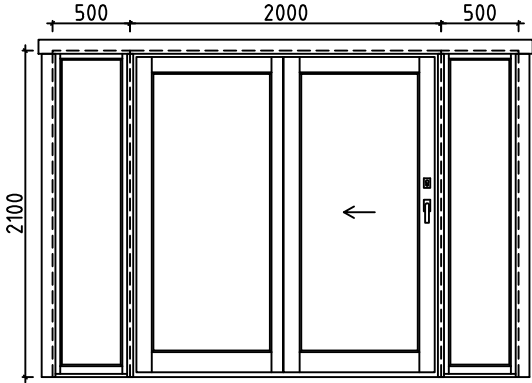
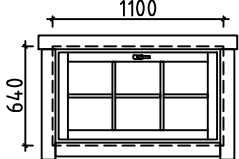
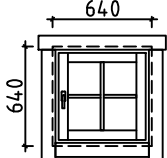
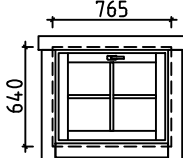
House	P6546-70 Diana 30m2	Sheet	14
Drawing	CORNER DECORATION - HÖRN DEKORATION	Scale	1:50
Material	18x120, 18x70	Date	18.02.2019
Drawer	RP	File	P6546-70 Diana 30m2.dwg

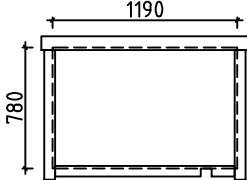
Pos	P6546-70 Diana 30m2	Pcs. St.	Profil(e) (mm)	L (mm)
001		1	70x135	6750
002		4	70x135	6750
003		1	70x135	6750
004	SPARE BEAM - VARALLAPALKI - RESERVDEL 	1	70x135	6750
005		21	70x135	4780
006		18	70x135	4780
007		PM 1	70x135	4780
009		2	70x135	4595
010		1	70x135	4595
011		1	70x135	4595
013		10	70x135	3060
014		1	70x68	3060
015		10	70x135	3025
016		1	70x68	3025
017		2	70x135	2855
018		1	70x135	2855
019		1	70x135	2855
022		10	70x135	2640
023		1	70x68	2640
024		1	70x68	2640
025		16	70x135	2640
026		1	70x68	2640
028		4	70x135	1978
030		6	70x135	1790
034		15	70x135	1240
House P6546-70 Diana 30m2		Material	File P6546-70 Diana 30m2.dwg	Sheet 15


Pos	P6546-70 Diana 30m2	Pcs. St.	Profil(e) (mm)	L (mm)		
036		5	70x135	1160		
037		5	70x135	1125		
039		5	70x135	970		
040		5	70x135	970		
041		30	70x135	820		
043		10	70x135	740		
044		15	70x135	655		
045		1	70x68	655		
WA-1		1	70x899	4780		
WB-1		1	70x899	4780		
WC-1		1	70x899	4780		
HB	HIT BLOCK-ASENNUSPALKI-SLAG BRÄDA 	2	70x135	300		
LB1	LOFT FLOOR BEAMS-PARVIAPALKIT-LOFTBJÄLKAR 	10	43x140	2295		
FB4	FLOORBEAMS - LATTIAPALKIT - GOLVBJÄLKAR 	1	140x70	4484		
FB3	FLOORBEAMS - LATTIAPALKIT - GOLVBJÄLKAR 	2	70x140	4484		
FB1	FLOORBEAMS - LATTIAPALKIT - GOLVBJÄLKAR 	13	43x140	4484		
FB5	FLOORBEAMS - LATTIAPALKIT - GOLVBJÄLKAR 	2	43x140	4140		
FB7	FLOORBEAMS - LATTIAPALKIT - GOLVBJÄLKAR 	2	43x140	2400		
FB2	FLOORBEAMS - LATTIAPALKIT - GOLVBJÄLKAR 	13	43x70	4484		
House	P6546-70 Diana 30m2	Material	File	P6546-70 Diana 30m2.dwg	Sheet	16

Pos	P6546-70 Diana 30m2		Pcs. St.	Profil(e) (mm)	L (mm)
FB6	FLOORBEAMS - LATTIAPALKIT - GOLVBJÄLKAR 		2	43x70	4140
FB8	FLOORBEAMS - LATTIAPALKIT - GOLVBJÄLKAR 		2	43x70	2400
BB1	COUNTERFLOOR HOLDING BOARDS - ROSSIPOHJAA KANNATTELEVAT LAUDAT - BRÄDER SOM HALLER TROSSBOTTEN		2	120x18	4570
BB2	COUNTERFLOOR HOLDING BOARDS - ROSSIPOHJAA KANNATTELEVAT LAUDAT - BRÄDER SOM HALLER TROSSBOTTEN		11	90x18	4570
FS2	SLEEPING FLOOR SUPPORTING SLAT - PARVIALATTIA TUKILISTA - LOFTGOLVLIST		2	43x43	2575
FS1	SLEEPING FLOOR SUPPORTING SLAT - PARVIALATTIA TUKILISTA - LOFTGOLVLIST		2	43x43	1785
RB5	PURLINS - KÄTTO-ÖRRET - TAKASAR 450 4040 		2	68x190	4595
RB1	PURLINS - KÄTTO-ÖRRET - TAKASAR 450 4040 		2	68x190	4595
RB3	PURLINS - KÄTTO-ÖRRET - TAKASAR 450 4040 		1	68x190	4595
RB6	PURLINS - KÄTTO-ÖRRET - TAKASAR 2300 450 		2	68x190	2855
RB2	PURLINS - KÄTTO-ÖRRET - TAKASAR 2300 450 		2	68x190	2855
RB4	PURLINS - KÄTTO-ÖRRET - TAKASAR 2300 450 		1	68x190	2855
F1	FLOORBOARD - LATTIALAUTA - GOLVBRÄDE	 114 or-tai-eller 88	39+1 51+1	28x114 28x88	4035
F2	FLOORBOARD - LATTIALAUTA - GOLVBRÄDE	 114 or-tai-eller 88	39+1 51+1	28x114 28x88	2295
L1	LOFT BOARD - PARVIALATTIA - LOFTGOLV	 114 or-tai-eller 88	21+1 28+1	18x114 18x88	4435
R1	ROOFBOARD - KATTOLAUTA - TAKBRÄDE	 114 or-tai-eller 88	132+2 172+2	18x114 18x88	2900
FF1	SKIRTING SLAT - LATTIALISTA - GOLVLIST			18x35	49m
GB1	GABLE BOARD - KAAPELILAUTA - GAVELBRÄDA		4	18x120	2950
GS1	BOARD MATCHING WITH GABLE BOARD - KAAPELILAUTA VASTAVA LAUTA - BRÄDA OVANPÅ GAVELBRÄDA		4	18x70	2950
EB1	EAVE BOARD - RÄYSTÄSLAUTA - TAKFOTBRÄDE		4	18x90	3725
ES1	EAVE SLAT - RÄYSTÄSLISTA - TAKFOTLIST		4	30x40	3725
DB1	DECORATIVE - KORISTE - PRYDNADS		2	18x90	200
CDB1	CORNER DECORATION BOARD - HÖRN DEKORATION BRÄDE		22	18x120	2790
CDB2	CORNER DECORATION BOARD - HÖRN DEKORATION BRÄDE		19	18x70	2790
DT1	DOOR ASSEMBLING PROFILE - VEN ASENNUSPROFIILI - DÖRR MONTERINGSPROFIL		4	70x43	2060
House	P6546-70 Diana 30m2	Material	File	P6546-70 Diana 30m2.dwg	Sheet 17

Pos	P6546-70 Diana 30m2		Pcs. St.	Profil(e) (mm)	L (mm)	
DT2	DOOR ASSEMBLING PROFILE - VEN ASENNUSPROFIILI - DÖRR MONTERINGSPROFIL			4	70x43	1990
WT1	WINDOW ASSEMBLING PROFILE - IKKUNA ASENNUSPROFIILI - FÖNSTER MONTERINGSPROFIL			8	70x43	640
FLT1	ASSEMBLING PROFILE-ASENNUSPROFIILI-MONTERINGSPROFIL			2	18x25	780
SJ1	SCREW JOINT - KIERRETANKO - GÄNGSTAPP		6	M10	2750	
RCM	ROOFBEAMS CONNECTING METAL - METALL FÖR SAMMANFOGNING AV TAKASAR - KATTO-ORRE YHTEENLITYSMETALLT			5	∅6.0	200
WCM	WALLBEAMS CONNECTING METAL - METALLPLATTA FÖR SAMMANFOGNING AV VÄGGEN BALKAR - SEINÄPALKKEJA METALLISET YHTEENLIITYMISLAATAT			4	50	50
	NUT-MUTTERI-NÖT FOR-VARTEN-FÖR	SJ1		6	M10	
	NAILS-NAULAT-SPIKAR FOR-VARTEN-FÖR	FF1		110	∅2.0	40
	NAILS-NAULAT-SPIKAR FOR-VARTEN-FÖR	F1, F2, L1, R1, BB1, BB2		1700	∅2.5	60
	SCREWS-RUUVIT-SKRUVAR FOR-VARTEN-FÖR	WCM, CDB2		100	∅3.5	35
	SCREWS-RUUVIT-SKRUVAR FOR-VARTEN-FÖR	GB1, GS1, EB1, ES1, DB1		320	∅4.5	50
	SCREWS-RUUVIT-SKRUVAR FOR-VARTEN-FÖR	FS1, FS2, LB1		50	∅4.5	70
	SCREWS-RUUVIT-SKRUVAR FOR-VARTEN-FÖR	014, 016, 023, 024, 026, 045 FB1, FB2, FB3, FB4, FB5, FB6, FB7, FB8		80	∅4.5	90
	SCREWS-RUUVIT-SKRUVAR FOR-VARTEN-FÖR	FB2, FB4, FB6, FB8		60	∅5.0	120
	SCREWS-RUUVIT-SKRUVAR FOR-VARTEN-FÖR	RB1, RB2, RB3, RB4, RB5, RB6		20	∅6.0	160
LD1	LADDER-TIKAPUUT-STEGE			1	500	2385
D1	DOOR-OVI-DÖRR (right-oikea-höger) ORT_ST		P	1	990	2090
				1		
				1		
				1		

Pos	P6546-70 Diana 30m2	Pcs. St.	Profil(e) (mm)	L (mm)		
D2	DOOR-OVI-DÖRR (1x right-oikea-höger; 1x left-jäljellä-vänster) AST 	P+V 2 2	900	1990		
D3	DOOR-OVI-DÖRR (right-oikea-höger) ORT_LYK	P 1	2000	2100		
W1	WINDOW-IKKUNAN-FÖNSTER ORT_ST_K 	2 1 1 1	500	2100		
W2	WINDOW-IKKUNAN-FÖNSTER ORT_ST_SU 	P 2 2 2 2	1100	640		
W3	WINDOW-IKKUNAN-FÖNSTER (right-oikea-höger) ORT_ST 	P 1 1 1 1	640	640		
W4	WINDOW-IKKUNAN-FÖNSTER ORT_ST_SU 	1 1 1 1	765	640		
House	P6546-70 Diana 30m2	Material	File	P6546-70 Diana 30m2.dwg	Sheet	19

Pos	P6546-70 Diana 30m2	Pcs. St.	Profil(e) (mm)	L (mm)
FL1	FRAME AROUND LOFT ENTRANCE 	1	1190	780
House	P6546-70 Diana 30m2	Material	File	P6546-70 Diana 30m2.dwg
			Sheet	20

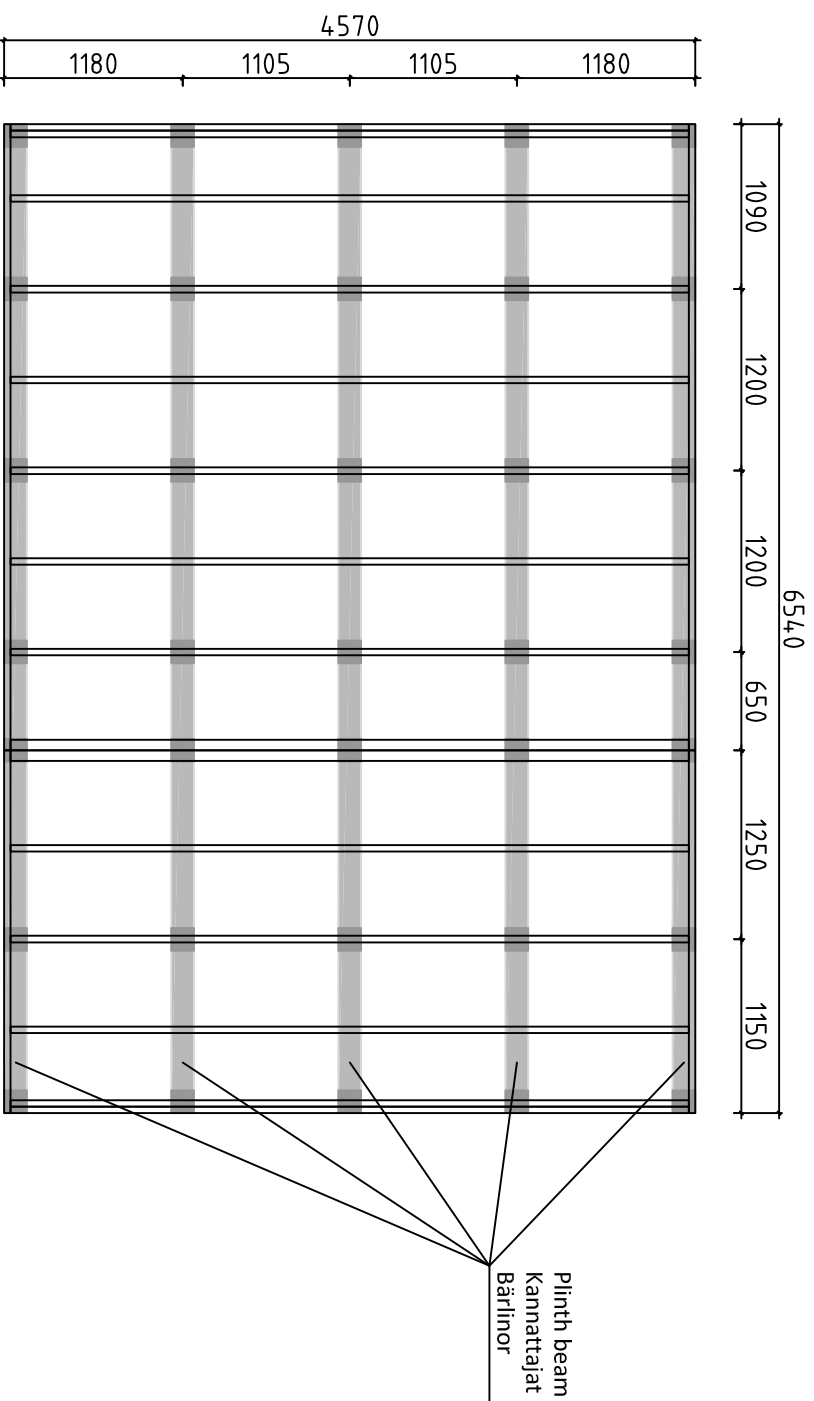


Detta är ett förslag för hur man kan placera plintarna (100-200 mm i diameter) för golvbjälklaget. Golvbjälkarna är med i byggsatsen, men inte plintarna. Använder man exempelvis 500-600mm långa murblock så kan man halvera antalet punkter. Lägg fuktskyddande papp mellan betong och trä

Tämä on ehdotus siitä, miten (100-200 mm läpimitäiset) jalat voidaan sijoittaa alapohjaa varten. Lattiapalkit ovat rakennussarjassa, mutta jalat ei ole. Kun käytetään esimerkiksi 500-600 mm pitkiä harkkoja, voidaan pisteiden määrä puoltaa. Aseta betoniin ja puun väliin kosteudelta suojava pähvi

A proposal for placing plinths (100-200 mm in diameter) for floor beams. Floor beams are provided in the kit but plinths are not included. For example, by using 500-600 mm long masonry units, one can reduce the number of points 50%. Place cardboard between the concrete and wood to protect from moisture

House	P6546-70 Diana 30m2	Sheet	21
Drawing	FOUNDATION PLAN - PLINTPLAN	Scale	1:50
Material		Date	18.02.2019
Drawer	RP	File	P6546-70 Diana 30m2 Foundation.dwg



Förslag på alternativ plintplan med bärlnor och plintar. Bärlnor 45x 95 eller 45x 120 och plintar ca 100- 200 mm i diameter. (Bärlnor och plintar ingår ej i leveransen). Används exempelvis murblock, (ingår ej i leveransen) istället för plintar, kan man lägga bärlnorna platt mot dessa och på det sättet minska höjden på konstruktionen. I denna konstruktion kan man dessutom lägga en "boardskiva" mellan bärlnorna och golvbjälkarna och på det sättet bära upp bjälklagsisoleringen. Lagg fuktskyddande papp mellan betong och trä

Endotus valitoehtoisestä jalustasta kannattajilla ja jaloilla. Kannattajat 45x95 tai 45x120 ja jalat läpimitataan n. 100-200 mm (kannattajat ja jalat ei ole toimituksessa). Käytettäessä esimerkiksi harkkoja (ei kuulu toimitukseen) jalkojen sijasta, voi kannattajat asettaa lappeelleen nitä vasten ja sillä tavoin vähentää rakenteen korkeutta. Tässä rakenteessa voi lisäksi asettaa levyn kannattajien ja lattiapalkkien väliin ja sillä tavoin kannattaa alapohjan eristystä. Aseta betonin ja puun väliin kosteudelta suojaava pahvi

A proposal for alternative plinth beam layout plan. Plinth beams 45x95 or 45x120 and plinths ca 100-200 mm in diameter (plinth beams and plinths are not included in the kit). For example, by using masonry units (not included in the kit) instead of plinths, one can lay plinth beams flat against the masonry units and in that way reduce the height of the structure. In this construction one can also add "plywood board" between plinth beams. Place cardboard between the concrete and wood to protect from moisture

House	P6546-70 Diana 30m2	Sheet	22
Drawing	FOUNDATION PLAN - PLINTPLAN	Scale	1:50
Material		Date	18.02.2019
Drawer	RP	File	P6546-70 Diana 30m2 Foundation.dwg

#001	3	6750	1
#002	1,3	6750	4
#003	1	6750	1
#004		6750	1
#005	A,C	4780	21
#006	B,C	4780	18
#007	B	4780	1
#008	A	4780	1
#009	1,3	4595	2
#010	3	4595	1
#011	1	4595	1
#012	A	4084	1
#013	1	3060	10
#014	1	3060	1
#015	3	3025	10
#016	3	3025	1
#017	1,3	2855	2
#018	3	2855	1
#019	1	2855	1
#020	A	2786	1
#021	A,B,C	2661	3
#022	1	2640	10
#023	1	2640	1
#024	2	2640	1
#025	2	2640	16
#026	2	2640	1
#027	C	1978	2
#028	C	1978	4
#029	B	1790	2
#030	B	1790	6
#031	C	1630	2
#032	B	1442	2
#033	A,B,C	1363	3
#034	B	1240	15
#035	A,B,C	1238	3
#036	1	1160	5
#037	3	1125	5
#038	C	981	2
#039	1	970	5
#040	1	970	5
#041	B	820	30
#042	B	793	2
#043	1,3	740	10
#044	3	655	15
#045	3	655	1
#046	A,B,C	234	18