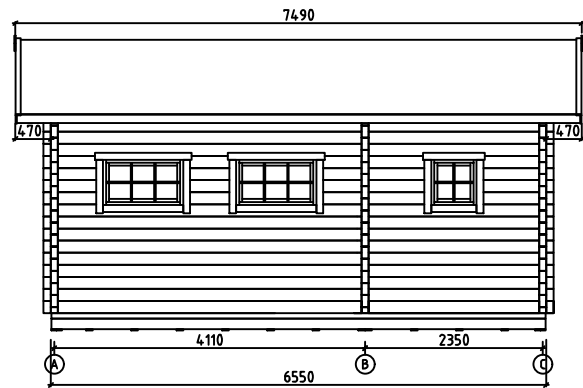
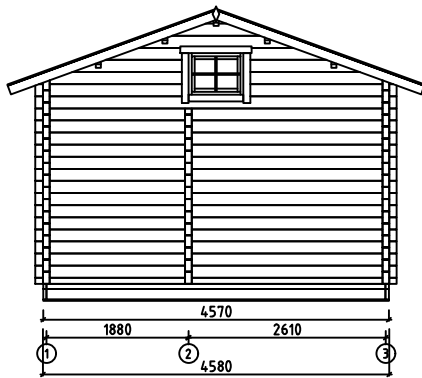


Wall-Seinä-Vägg A

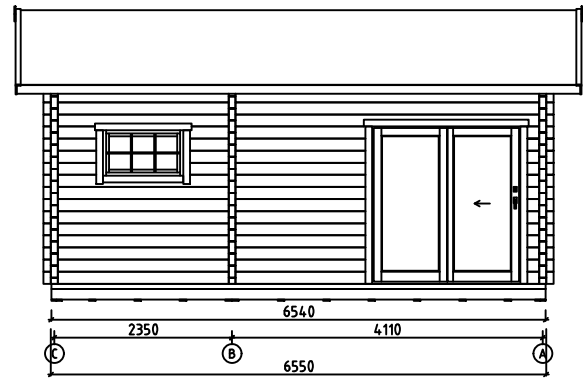


Wall-Seinä-Vägg 1

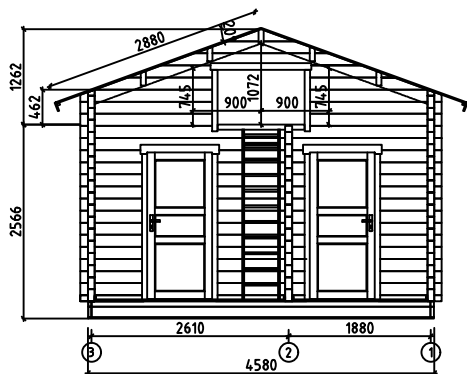


Wall-Seinä-Vägg C

FLOORBEAMS-
LATTIAPALKIT-
GOLVBÄLKAR



Wall-Seinä-Vägg 3



Wall-Seinä-Vägg B

V 2.1
P Max 250kg/m²

House	P6546-90 Meia 30m ²	Sheet	0
Drawing	VIEWS-KUVAT-SEDD	Scale	1:100
Material	90x160	Date	11.05.2020
Drawer	RP	File	P6546-90 Meia 30m ² View.dwg