

Date rev. Description

House P6546-70 Meia 30m2

Sheet 1

Drawing 3D

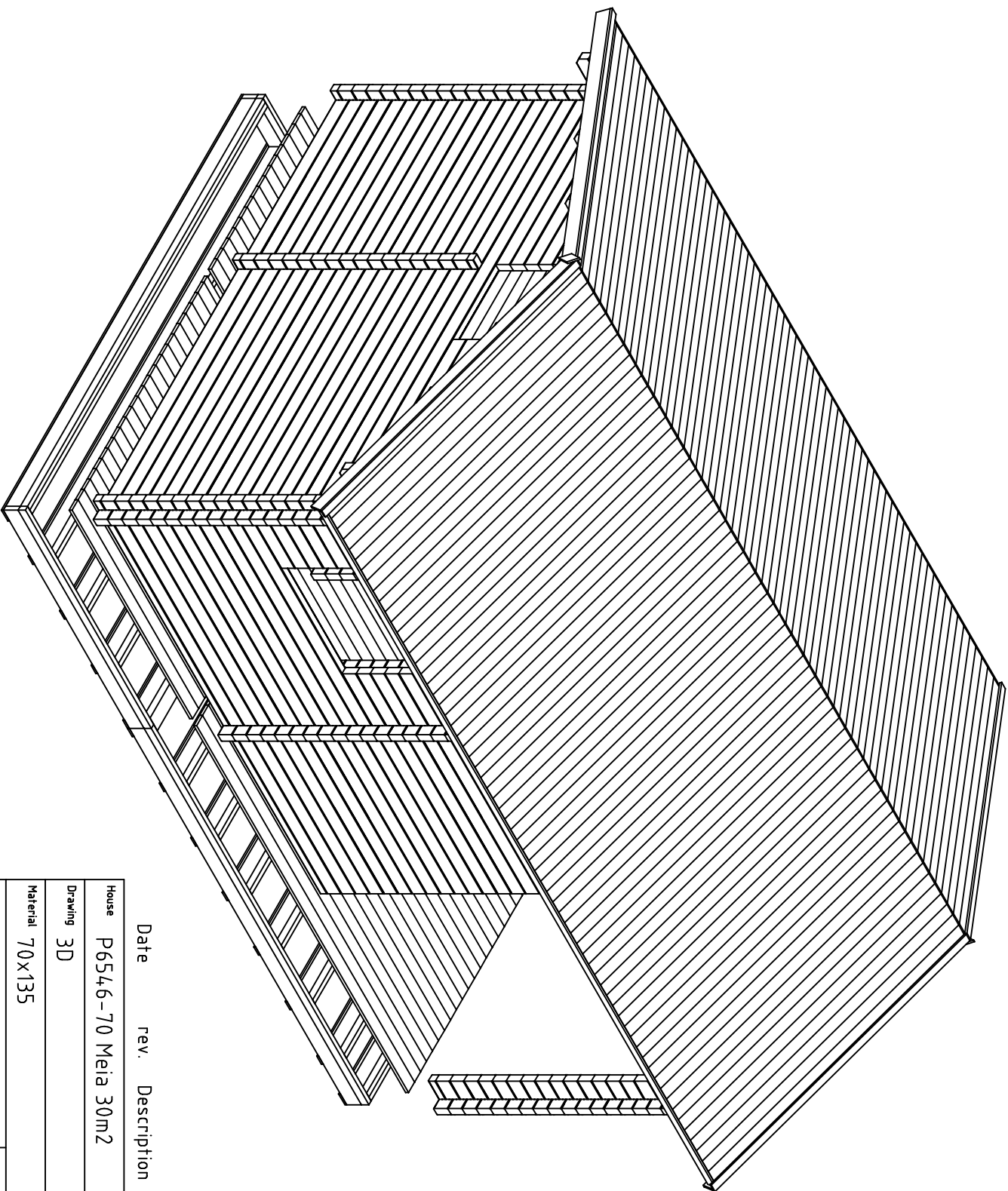
Scale

Material 70x135

Date 18.02.2019

Drawer RP

File P6546-70 Meia 30m2 3D.dwg



Date rev. Description

House P6546-70 Meia 30m2

Sheet 2

Drawing 3D

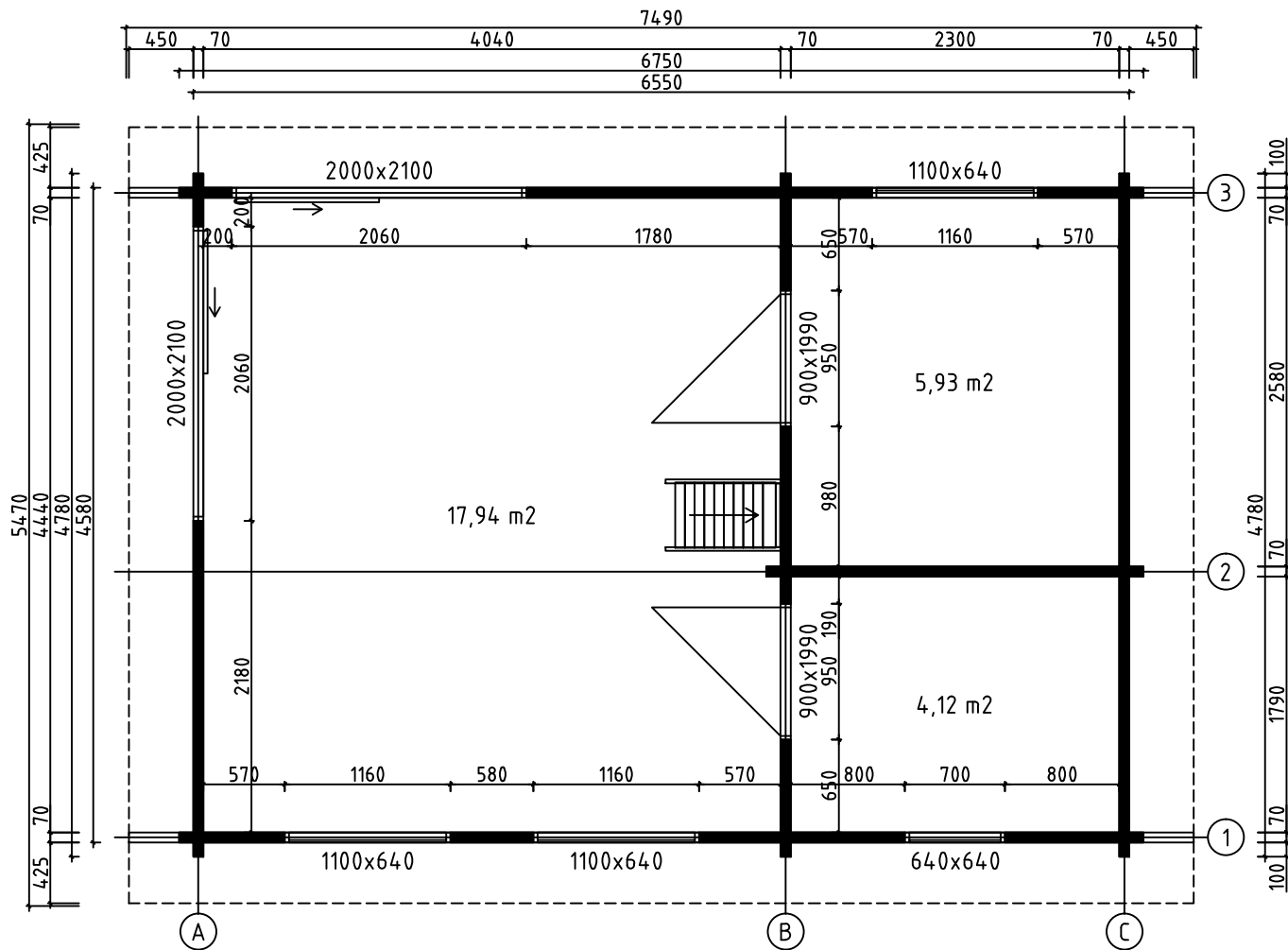
Scale

Material 70x135

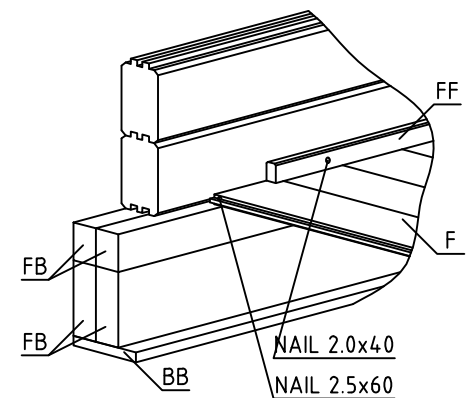
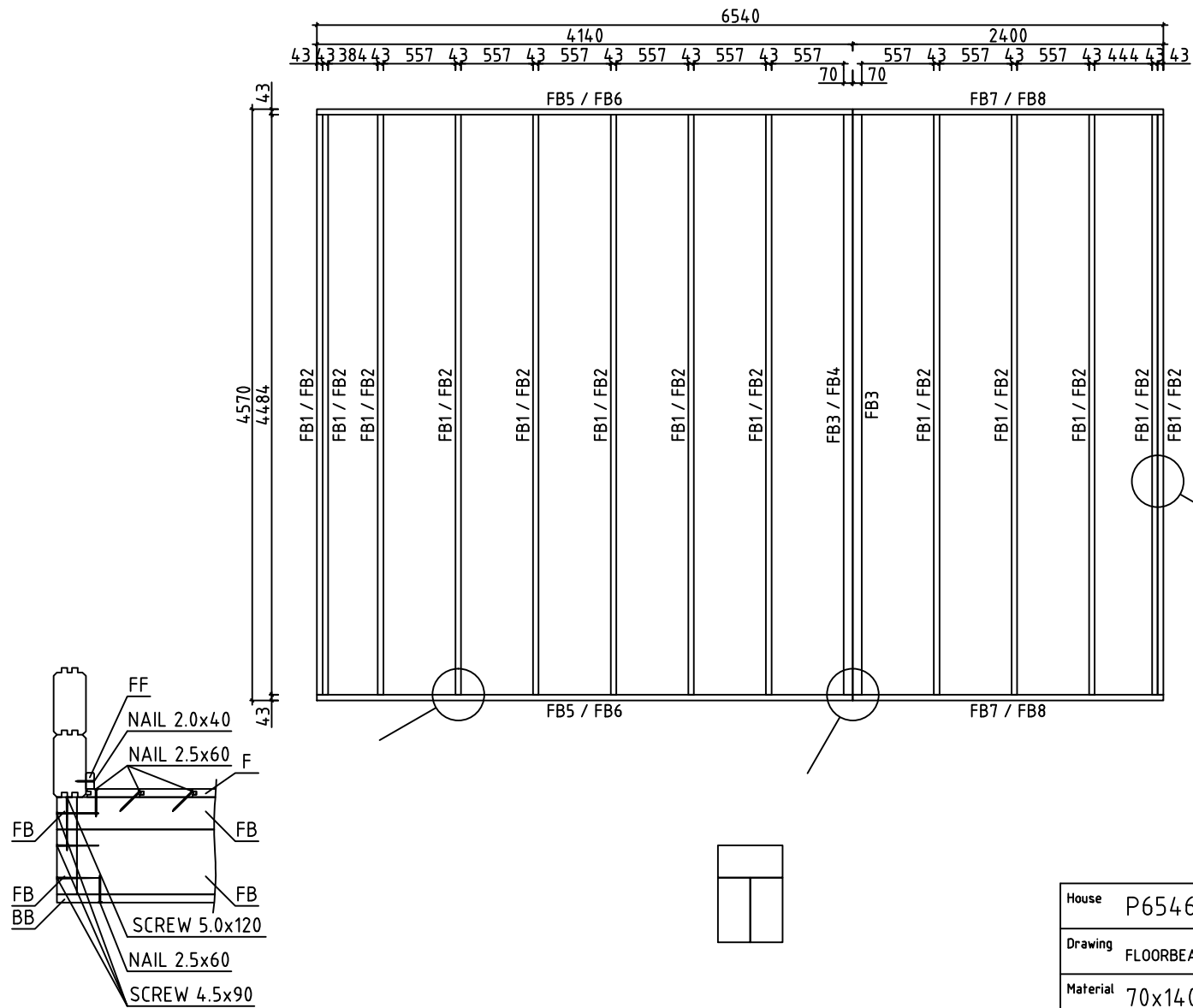
Date 18.02.2019

Drawer RP


File P6546-70 Meia 30m2 3D.dwg




House	P6546-70 Meia 30m2	Sheet	3
Drawing	PLAN-SUUNNITELMA-PLANEN	Scale	1:50
Material	70x135	Date	18.02.2019
Drawer	RP	File	P6546-70 Meia 30m2.dwg



House	P6546-70 Meia 30m2	Sheet	5
Drawing	FLOORBEAMS-LATTIAPALKIT-GOLVBJÄLKAR	Scale	1:50
Material	70x140, 43x140, 43x70	Date	18.02.2019
Drawer	RP	File	P6546-70 Meia 30m2.dwg

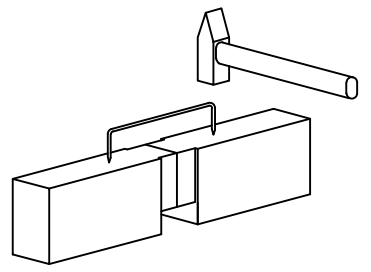
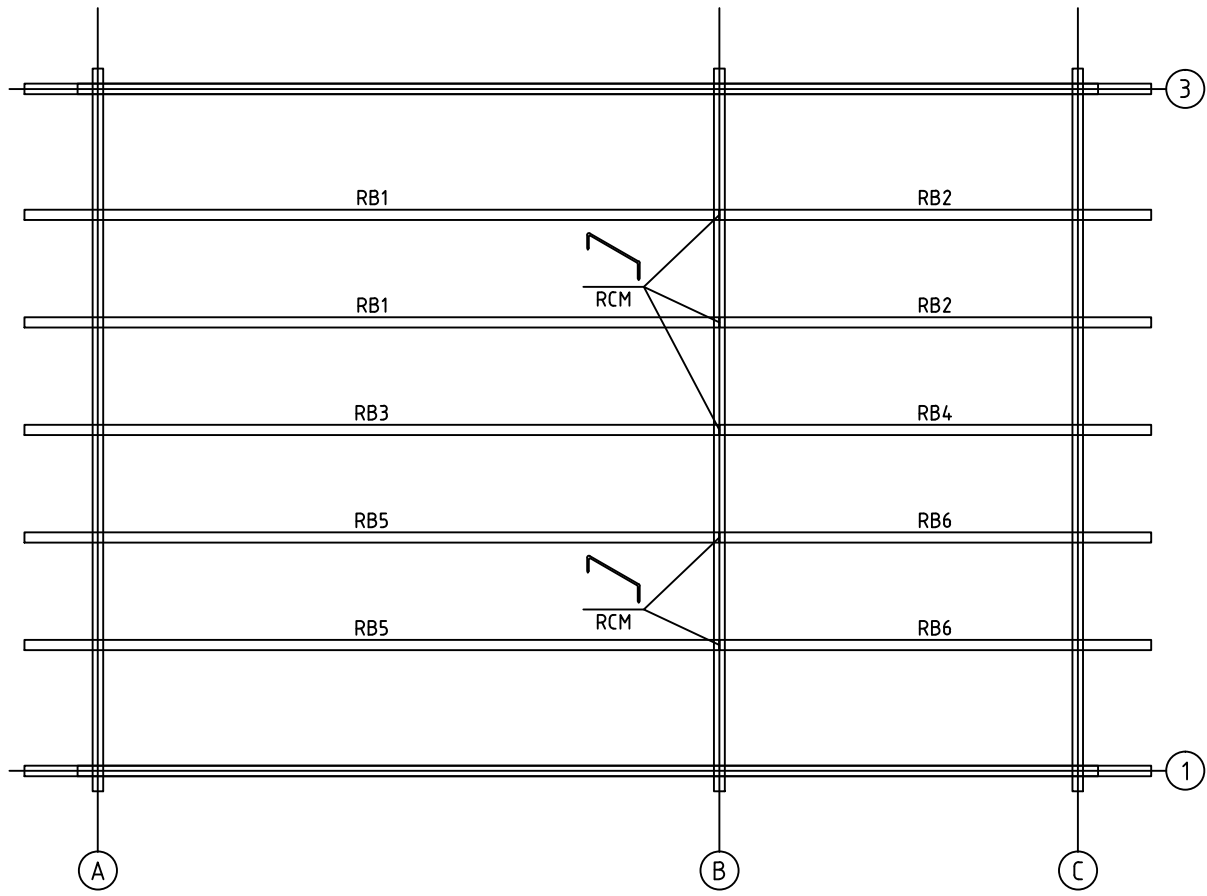


FLOORBOARD-LATTIALAUTA-GOLVBRÄDE

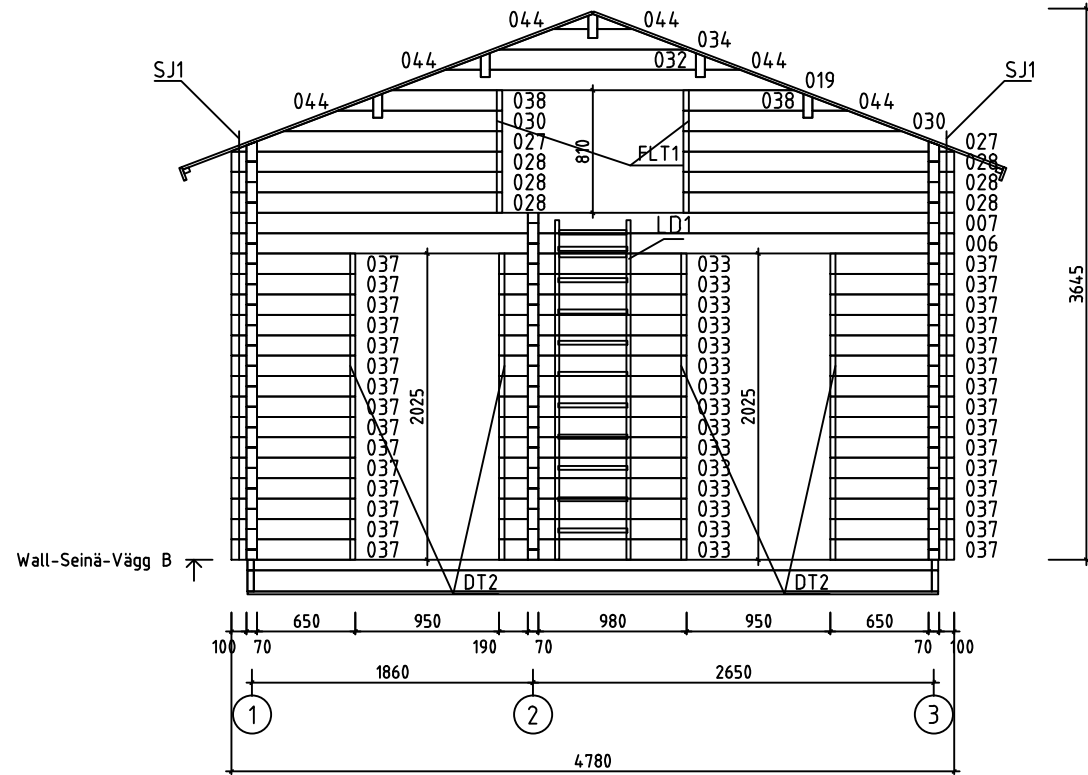


LOFT FLOORBOARD - PARVIA LATTIALATTIA - LOFT GOLVBRÄDE

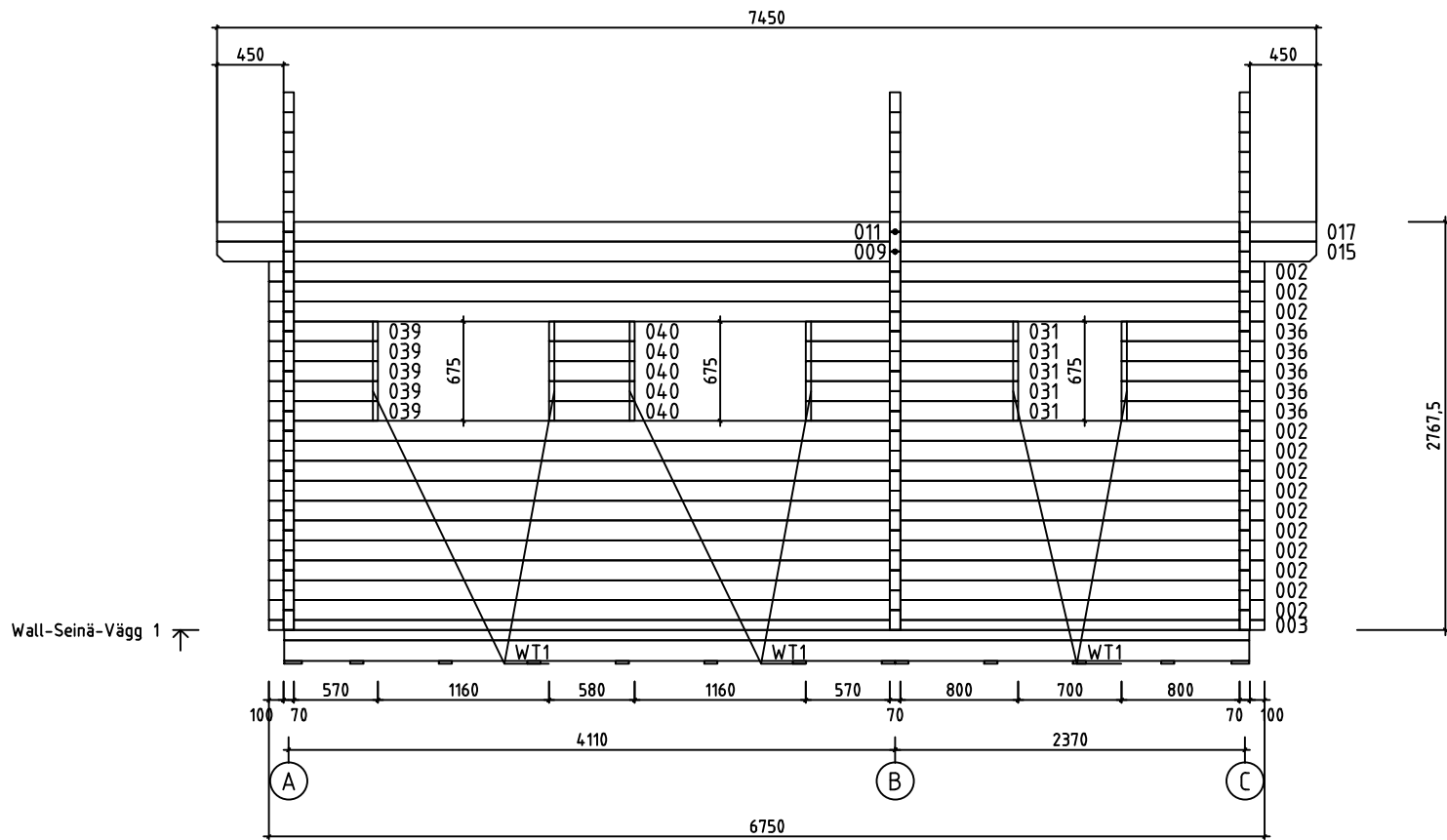
House	P6546-70 Meia 30m2	Sheet	6
Drawing	FLOORBOARD-LATTIALAUTA-GOLVBRÄDE	Scale	1:50
Material	28x114, 18x114	Date	18.02.2019
Drawer	RP	File	P6546-70 Meia 30m2.dwg



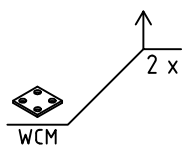
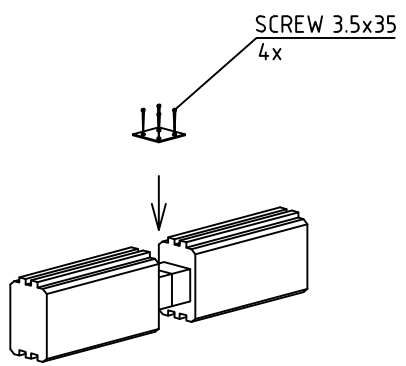
House	P6546-70 Meia 30m2	Sheet	7
Drawing	PURLINS-KATTO-ORRET-TAKÅSAR	Scale	1:50
Material	68x190, 18x90	Date	18.02.2019
Drawer	RP	File	P6546-70 Meia 30m2.dwg



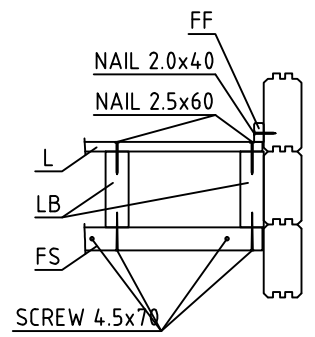
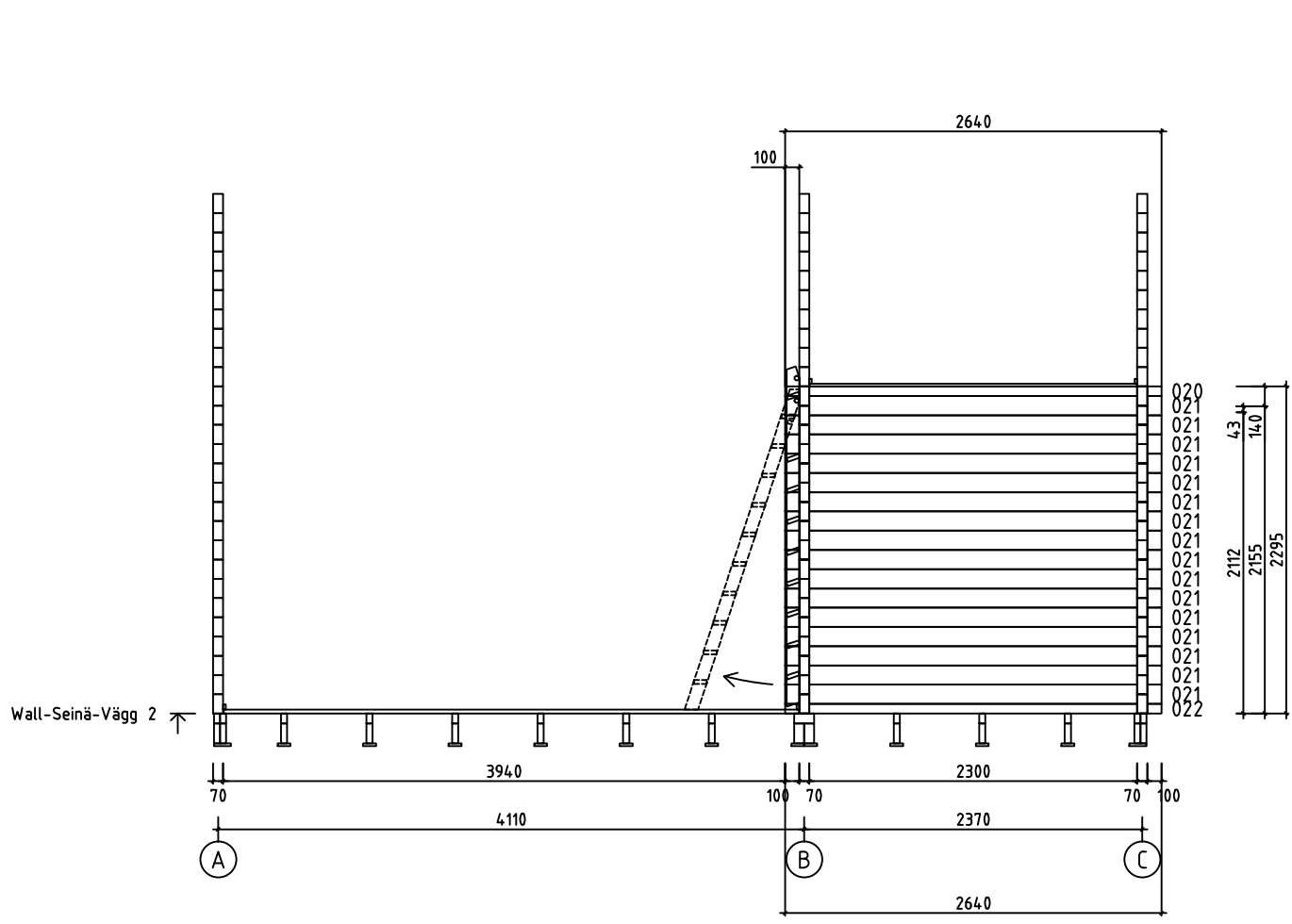
House	P6546-70 Meia 30m2	Sheet	9
Drawing	WALL-SEINÄ-VÄGG B	Scale	1:50
Material	70x135	Date	18.02.2019
Drawer	RP	File	P6546-70 Meia 30m2.dwg



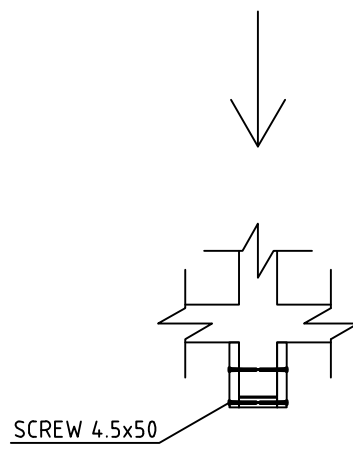
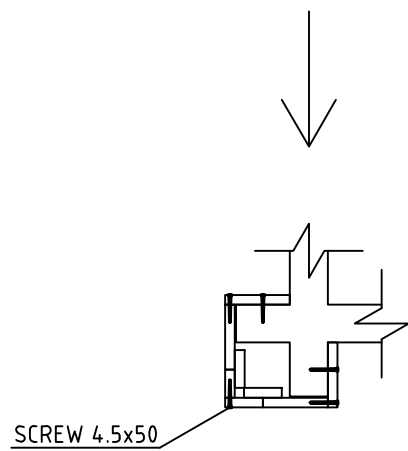
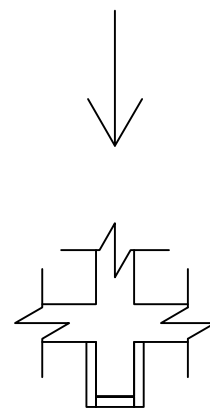
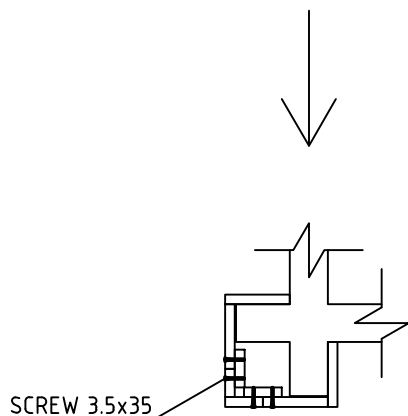
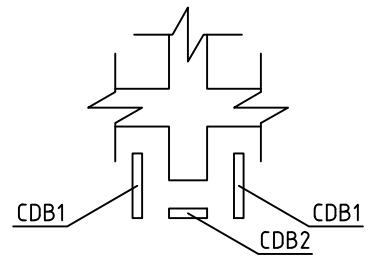
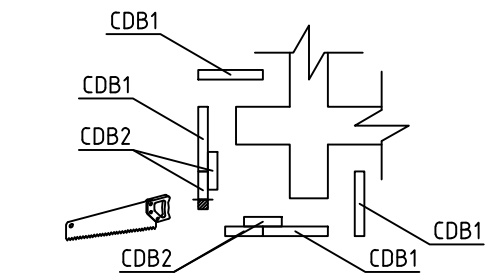
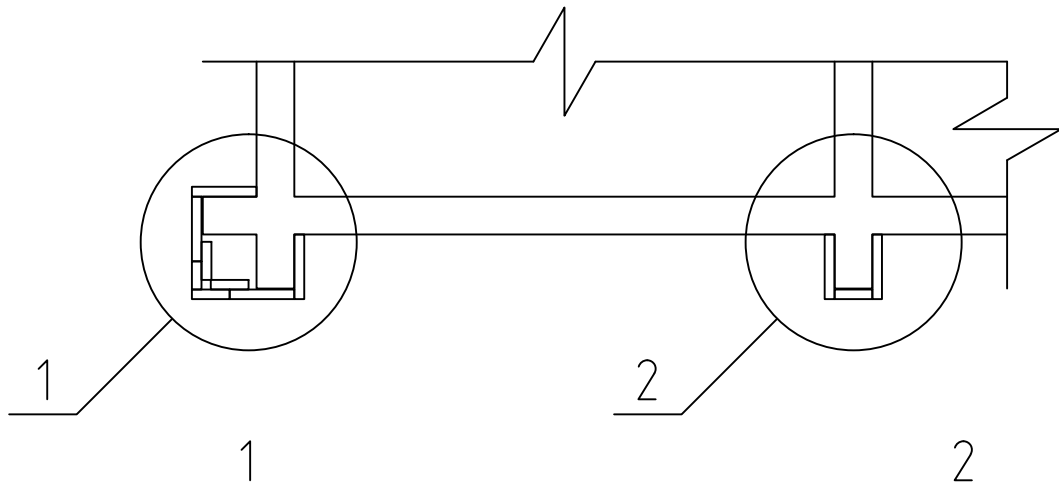
Wall-Seinä-Vägg 1 ↗



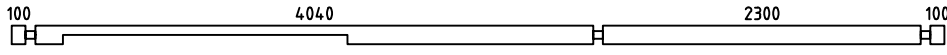
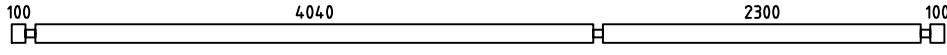
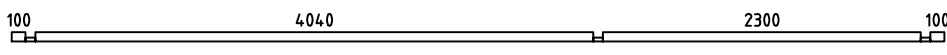
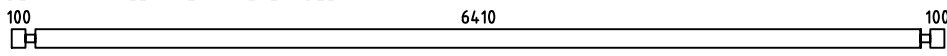


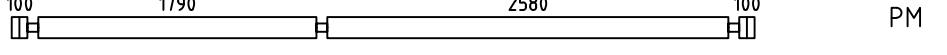
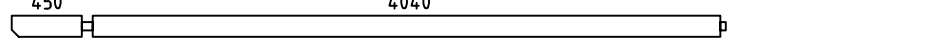




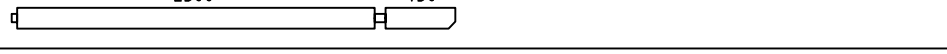
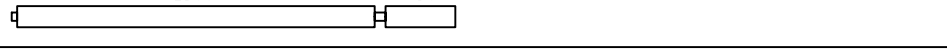
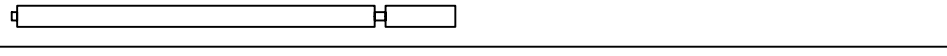










House	P6546-70 Meia 30m2	Sheet	11
Drawing	WALL-SEINÄ-VÄGG 1	Scale	1:50
Material	70x135	Date	18.02.2019
Drawer	RP	File	P6546-70 Meia 30m2.dwg


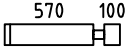




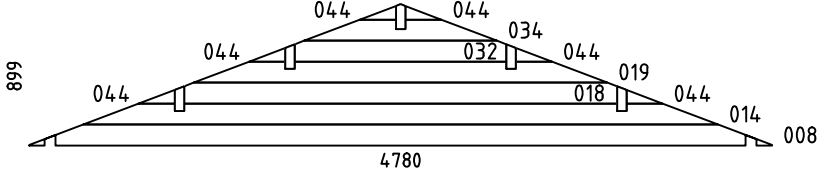
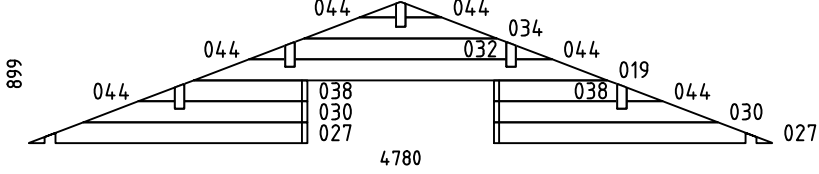
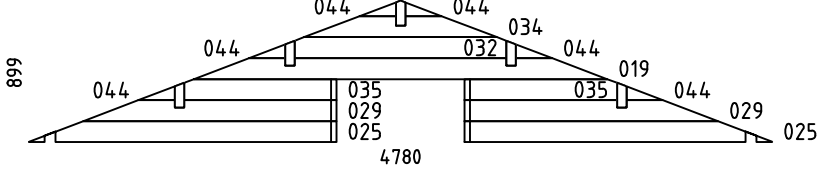






































House	P6546-70 Meia 30m2	Sheet	12
Drawing	WALL-SEINÄ-VÄGG 2	Scale	1:50
Material	70x135	Date	18.02.2019
Drawer	RP	File	P6546-70 Meia 30m2.dwg
















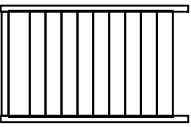
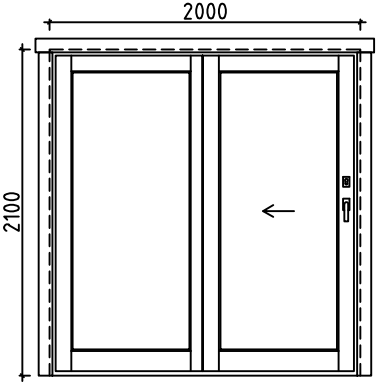





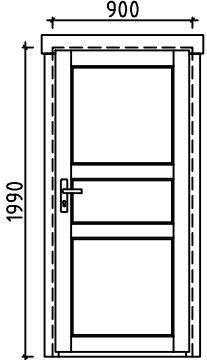
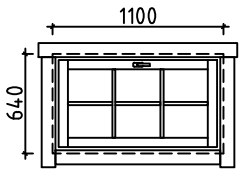
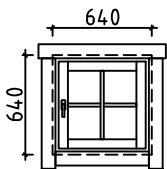
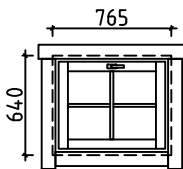
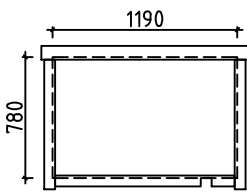
House	P6546-70 Meia 30m2	Sheet	14
Drawing	CORNER DECORATION - HÖRN DEKORATION	Scale	1:50
Material	18x120, 18x70	Date	18.02.2019
Drawer	RP	File	P6546-70 Meia 30m2.dwg


Pos	P6546-70 Meia 30m2	Pcs. St.	Profil(e) (mm)	L (mm)		
001		1	70x135	6000		
002		15	70x135	6000		
003		1	70x68	6000		
004	SPARE BEAM - VARALLAPALKI - RESERVDEL 	1	70x135	6000		
005		5	70x135	4780		
006		18	70x135	4780		
007		PM 1	70x135	4780		
009		2	70x135	4595		
010		1	70x135	4595		
011		1	70x135	4595		
012		10	70x135	4320		
013		1	70x68	4320		
015		2	70x135	2855		
016		1	70x135	2855		
017		1	70x135	2855		
020		1	70x68	2640		
021		16	70x135	2640		
022		1	70x68	2640		
023		5	70x135	2420		
024		16	70x135	2350		
026		4	70x135	1978		
028		6	70x135	1790		
031		5	70x135	1440		
033		15	70x135	1240		
036		5	70x135	970		
House	P6546-70 Meia 30m2	Material	File	P6546-70 Meia 30m2.dwg	Sheet	15

Pos	P6546-70 Meia 30m2	Pcs. St.	Profil(e) (mm)	L (mm)		
037		30	70x135	820		
039		10	70x135	740		
040		5	70x135	580		
041		15	70x135	370		
042		1	70x68	370		
043		16	70x135	370		
WA-1		1	70x899	4780		
WB-1		1	70x899	4780		
WC-1		1	70x899	4780		
HB	HIT BLOCK-ASENNUSPALKI-SLAG BRÄDA 	2	70x135	300		
LB1	LOFT FLOOR BEAMS-PARVIAPALKIT-LOFTBJÄLKAR 	10	43x140	2295		
FB4	FLOORBEAMS - LATTIAPALKIT - GOLVBJÄLKAR 	1	140x70	4484		
FB3	FLOORBEAMS - LATTIAPALKIT - GOLVBJÄLKAR 	2	70x140	4484		
FB1	FLOORBEAMS - LATTIAPALKIT - GOLVBJÄLKAR 	13	43x140	4484		
FB5	FLOORBEAMS - LATTIAPALKIT - GOLVBJÄLKAR 	2	43x140	4140		
FB7	FLOORBEAMS - LATTIAPALKIT - GOLVBJÄLKAR 	2	43x140	2400		
FB2	FLOORBEAMS - LATTIAPALKIT - GOLVBJÄLKAR 	13	43x70	4484		
FB6	FLOORBEAMS - LATTIAPALKIT - GOLVBJÄLKAR 	2	43x70	4140		
FB8	FLOORBEAMS - LATTIAPALKIT - GOLVBJÄLKAR 	2	43x70	2400		
House	P6546-70 Meia 30m2	Material	File	P6546-70 Meia 30m2.dwg	Sheet	16

Pos	P6546-70 Meia 30m2			Pcs. St.	Profil(e) (mm)	L (mm)
BB1	COUNTERFLOOR HOLDING BOARDS - ROSSIPOHJAA KANNATTELEVAT LAUDAT - BRÄDER SOM HALLER TROSSBOTTEN			2	120x18	4570
BB2	COUNTERFLOOR HOLDING BOARDS - ROSSIPOHJAA KANNATTELEVAT LAUDAT - BRÄDER SOM HALLER TROSSBOTTEN			11	90x18	4570
FS2	SLEEPING FLOOR SUPPORTING SLAT - PARVIALATTIA TUKILISTA - LOFTGOLVLIST			2	43x43	2575
FS1	SLEEPING FLOOR SUPPORTING SLAT - PARVIALATTIA TUKILISTA - LOFTGOLVLIST			2	43x43	1785
RB5	PURLINS - KATTO-ORRET - TAKASAR 4040			2	68x190	4595
RB1	PURLINS - KATTO-ORRET - TAKASAR 4040			2	68x190	4595
RB3	PURLINS - KATTO-ORRET - TAKASAR 4040			1	68x190	4595
RB6	PURLINS - KATTO-ORRET - TAKASAR 450			2	68x190	2855
RB2	PURLINS - KATTO-ORRET - TAKASAR 450			2	68x190	2855
RB4	PURLINS - KATTO-ORRET - TAKASAR 450			1	68x190	2855
F1	FLOORBOARD - LATTIALAUTA - GOLVBRÄDE	 114 or-tai-eller 88		39+1 51+1	28x114 28x88	4035
F2	FLOORBOARD - LATTIALAUTA - GOLVBRÄDE	 114 or-tai-eller 88		39+1 51+1	28x114 28x88	2295
L1	LOFT BOARD - PARVIALATTIA - LOFTGOLV	 114 or-tai-eller 88		21+1 28+1	18x114 18x88	4435
R1	ROOFBOARD - KATTOLAUTA - TAKBRÄDE	 114 or-tai-eller 88		132+2 172+2	18x114 18x88	2900
FF1	SKIRTING SLAT - LATTIALISTA - GOLVLIST				18x35	49m
GB1	GABLE BOARD - KAAPELILAUTA - GAVELBRÄDA			4	18x120	2950
GS1	BOARD MATCHING WITH GABLE BOARD - KAAPELILAUTA VASTAVA LAUTA - BRÄDA OVPÅ GAVELBRÄDA			4	18x70	2950
EB1	EAVE BOARD - RÄYSTÄSLAUTA - TAKFOTBRÄDE			4	18x90	3725
ES1	EAVE SLAT - RÄYSTÄSLISTA - TAKFOTLIST			4	30x40	3725
DB1	DECORATIVE - KORISTE - PRYDNADS			2	18x90	200
CDB1	CORNER DECORATION BOARD - HÖRN DEKORATION BRÄDE			22	18x120	2790
CDB2	CORNER DECORATION BOARD - HÖRN DEKORATION BRÄDE			19	18x70	2790
CB1	COVERING BOARD - PEITELAUTA - HYLLBRÄDA			1	18x120	2300
SB1	SUPPORT BOARD - TUKILAUTA - KONSOL			2	28x85	80
DT1	DOOR ASSEMBLING PROFILE - VEN ASENNUSPROFIILI - DÖRR MONTERINGSPROFIL			2	70x43	2100
DT2	DOOR ASSEMBLING PROFILE - VEN ASENNUSPROFIILI - DÖRR MONTERINGSPROFIL			2	70x43	2060
House	P6546-70 Meia 30m2		Material	File	P6546-70 Meia 30m2.dwg	
					Sheet	17

Pos	P6546-70 Meia 30m2		Pcs. St.	Profil(e) (mm)	L (mm)
DT3	DOOR ASSEMBLING PROFILE - VEN ASENNUSPROFIILI - DÖRR MONTERINGSPROFIL		4	70x43	1990
WT1	WINDOW ASSEMBLING PROFILE - IKKUNA ASENNUSPROFIILI - FÖNSTER MONTERINGSPROFIL		10	70x43	640
FLT1	ASSEMBLING PROFILE-ASENNUSPROFIILI-MONTERINGSPROFIL		2	18x25	780
SJ1	SCREW JOINT - KIERRETANKO - GÄNGSTAPP		6	M10	2750
RCM	ROOFBEAMS CONNECTING METAL - METALL FÖR SAMMANFOGNING AV TAKASAR - KATTO-ORRE YHTEENLITYSMETALLT		5	∅6.0	200
WCM	WALLBEAMS CONNECTING METAL - METALLPLATTA FÖR SAMMANFOGNING AV VÄGGEN BALKAR - SEINÄPALKKEJA METALLISET YHTEENLIITYMISLAATAT		4	50	50
	NUT-MUTTERI-NÖT FOR-VARTEN-FÖR SJ1		6	M10	
	NAILS-NAULAT-SPIKAR FOR-VARTEN-FÖR FF1		110	∅2.0	40
	NAILS-NAULAT-SPIKAR FOR-VARTEN-FÖR F1, F2, L1, R1, BB1, BB2		1700	∅2.5	60
	SCREWS-RUUVIT-SKRUVAR FOR-VARTEN-FÖR WCM, CDB2		100	∅3.5	35
	SCREWS-RUUVIT-SKRUVAR FOR-VARTEN-FÖR GB1, GS1, EB1, ES1, DB1, CB, CDB1		320	∅4.5	50
	SCREWS-RUUVIT-SKRUVAR FOR-VARTEN-FÖR FS1, FS2, LB1, SB		50	∅4.5	70
	SCREWS-RUUVIT-SKRUVAR FOR-VARTEN-FÖR 003, 013, 020, 022, 042 FB1, FB2, FB3, FB4, FB5, FB6, FB7, FB8		80	∅4.5	90
	SCREWS-RUUVIT-SKRUVAR FOR-VARTEN-FÖR FB2, FB4, FB6, FB8		60	∅5.0	120
	SCREWS-RUUVIT-SKRUVAR FOR-VARTEN-FÖR RB1, RB2, RB3, RB4, RB5, RB6		20	∅6.0	160
LD1	LADDER-TIKAPUUT-STEGE		1	500	2385
D1	DOOR-OVI-DÖRR (1x right-oikea-höger; 1x left-jäljellä-vänster) ORT_LYK P+V		1+1	2000	2100
			2		
			2		
			2		

Pos	P6546-70 Meia 30m2	Pcs. St.	Profil(e) (mm)	L (mm)		
D2	DOOR-OVI-DÖRR (1x right-oikea-höger; 1x left-jäljellä-vänster) AST 	P+V 1+1 2 2	900	1990		
W1	WINDOW-IKKUNAN-FÖNSTER ORT_ST_SU 	P 3 3 3 3	1100	640		
W2	WINDOW-IKKUNAN-FÖNSTER (right-oikea-höger) ORT_ST 	P 1 1 1 1	640	640		
W3	WINDOW-IKKUNAN-FÖNSTER ORT_ST_SU 	1 1 1 1	765	640		
FL1	FRAME AROUND LOFT ENTRANCE 	1	1190	780		
House	P6546-70 Meia 30m2	Material	File	P6546-70 Meia 30m2.dwg	Sheet	19

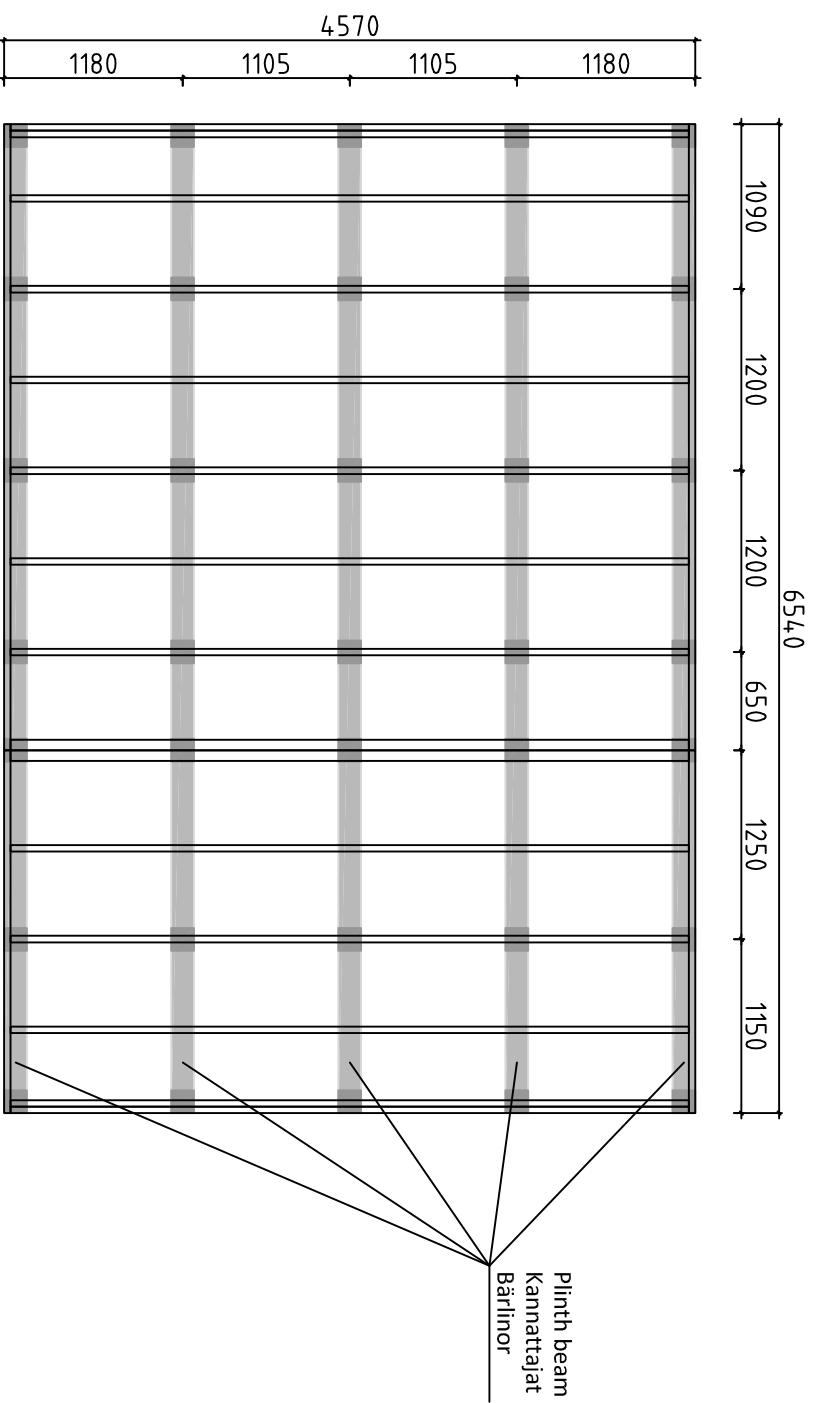


Detta är ett förslag för hur man kan placera plintarna (100-200 mm i diameter) för golvbjälklaget. Golvbjälkarna är med i byggsatsen, men inte plintarna. Använder man exempelvis 500-600mm långa murblock så kan man halvera antalet punkter. Lägg fuktskyddande papp mellan betong och trä

Tämä on ehdotus siitä, miten (100-200 mm läpimittaiset) jalat voidaan sijoittaa alapohjaa varten. Lattiapalkit ovat rakennussarjassa, mutta jalat ei ole. Kun käytetään esimerkiksi 500-600 mm pitkiä harkkoja, voidaan pisteiden määrä puoltaa. Aseta betoniin ja puun väliin kosteudelta suojava pähvi

A proposal for placing plinths (100-200 mm in diameter) for floor beams. Floor beams are provided in the kit but plinths are not included. For example, by using 500-600 mm long masonry units, one can reduce the number of points 50%. Place cardboard between the concrete and wood to protect from moisture

House	P6546-70 Meia 30m2	Sheet	20
Drawing	FOUNDATION PLAN - PLINTPLAN	Scale	1:50
Material		Date	18.02.2019
Drawer	RP	File	P6546-70 Meia 30m2 Foundation.dwg



Förslag på alternativ plintplan med bärlinor och plintar. Bärlinor 45x 95 eller 45x 120 och plintar ca 100- 200 mm i diameter. (Bärlinor och plintar ingår ej i leveransen). Används exempelvis murblock, (ingår ej i leveransen) istället för plintar, kan man lägga bärlinorna platt mot dessa och på det sättet minska höjden på konstruktionen. I denna konstruktion kan man dessutom lägga en "boardskiva" mellan bärlinorna och golvbjälkarna och på det sättet bära upp bjälklagsisoleringen. Läggs fuktskyddande papp mellan betong och trä

Endotus valitoehtoisesesta jalustasta kannattajilla ja jaloililla. Kannattajat 45x95 tai 45x120 ja jalat läpimitataan n. 100-200 mm (kannattajat ja jalat ei ole toimituksessa). Käytettäessä esimerkiksi harkkoja (ei kuulu toimitukseen) jalkojen sijasta, voi kannattajat asettaa lappeelleen nitä vasten ja sillä tavoin vähentää rakenteen korkeutta. Tässä rakenteessa voi lisäksi asettaa levyn kannattajien ja lattiapalkkien väliin ja sillä tavoin kannattaa alapohjan eristystä. Aseta betonin ja puun väliin kosteudelta suojaava pahvi

A proposal for alternative plinth beam layout plan. Plinth beams 45x95 or 45x120 and plinths ca 100-200 mm in diameter (plinth beams and plinths are not included in the kit). For example, by using masonry units (not included in the kit) instead of plinths, one can lay plinth beams flat against the masonry units and in that way reduce the height of the structure. In this construction one can also add "plywood board" between plinth beams. Place cardboard between the concrete and wood to protect from moisture

House	P6546-70 Meia 30m2	Sheet	21
Drawing	FOUNDATION PLAN - PLINTPLAN	Scale	1:50
Material		Date	18.02.2019
Drawer	RP	File	p6546-70 Meia 30m2 Foundation.dwg

#001	3	6750	1
#002	1,3	6750	15
#003	1	6750	1
#004		6750	1
#005	A,C	4780	5
#006	B,C	4780	18
#007	B	4780	1
#008	A	4780	1
#009	1,3	4595	2
#010	3	4595	1
#011	1	4595	1
#012	3	4320	10
#013	3	4320	1
#014	A	4084	1
#015	1,3	2855	2
#016	3	2855	1
#017	1	2855	1
#018	A	2786	1
#019	A,B,C	2661	3
#020	2	2640	1
#021	2	2640	16
#022	2	2640	1
#023	3	2420	5
#024	A	2350	16
#025	C	1978	2
#026	C	1978	4
#027	B	1790	2
#028	B	1790	6
#029	C	1630	2
#030	B	1442	2
#031	1	1440	5
#032	A,B,C	1363	3
#033	B	1240	15
#034	A,B,C	1238	3
#035	C	981	2
#036	1	970	5
#037	B	820	30
#038	B	793	2
#039	1,3	740	10
#040	1	580	5
#041	3	370	15
#042	3	370	1
#043	A	370	16
#044	A,B,C	234	18