

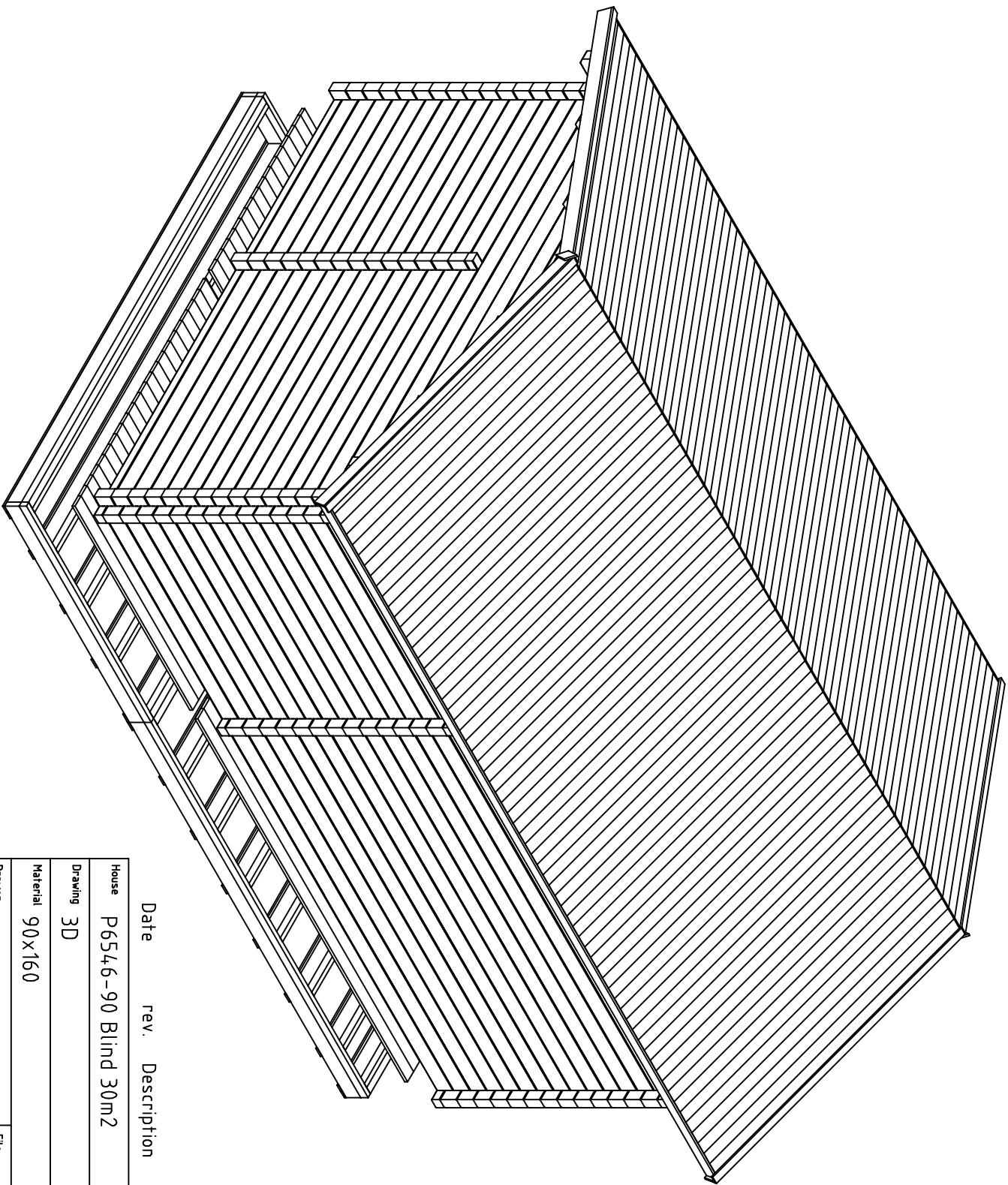
Date rev. Description

House	P6546-90 Blind 30m2	Sheet	1
-------	---------------------	-------	---

Drawing	3D	Scale	
---------	----	-------	--

Material	90x160	Date	11.05.2020
----------	--------	------	------------

Drawer	RP	File	P6546-90 Blind 30m2 3D.dwg
--------	----	------	----------------------------



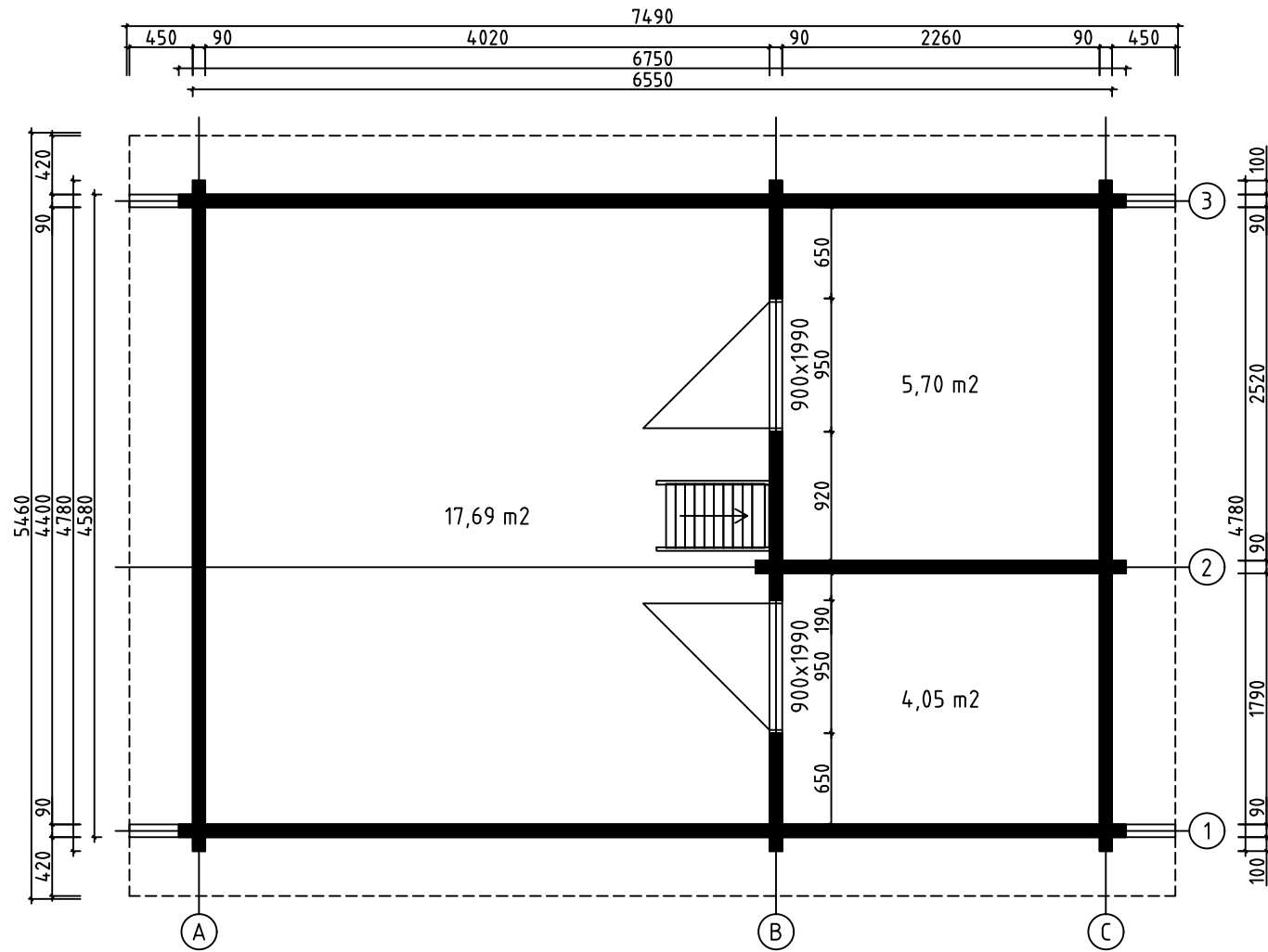
Date	rev.	Description
------	------	-------------

House	P6546-90 Blind 30m2	Sheet 2
-------	---------------------	---------

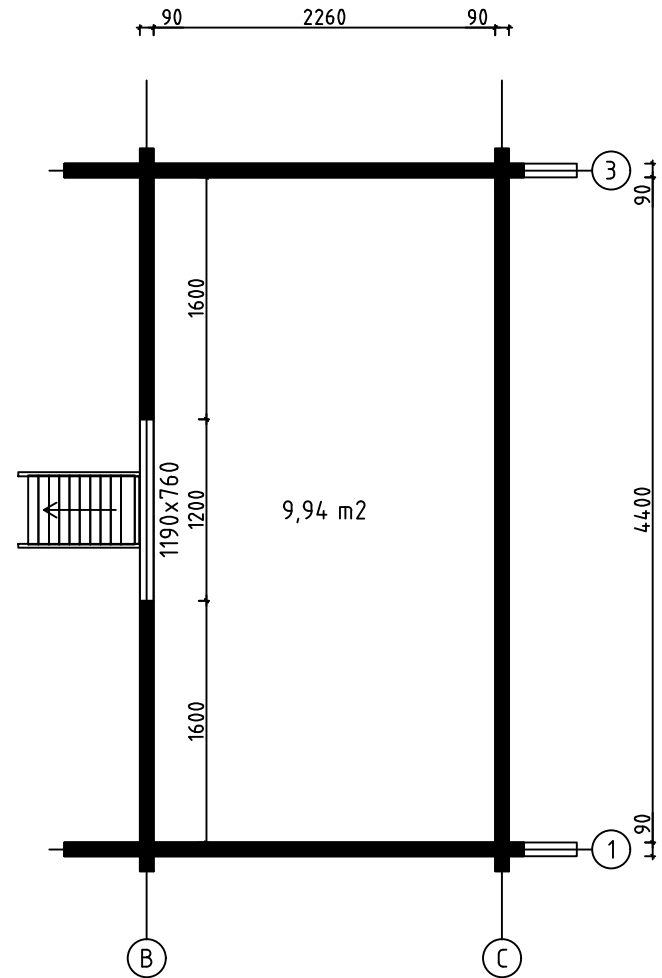
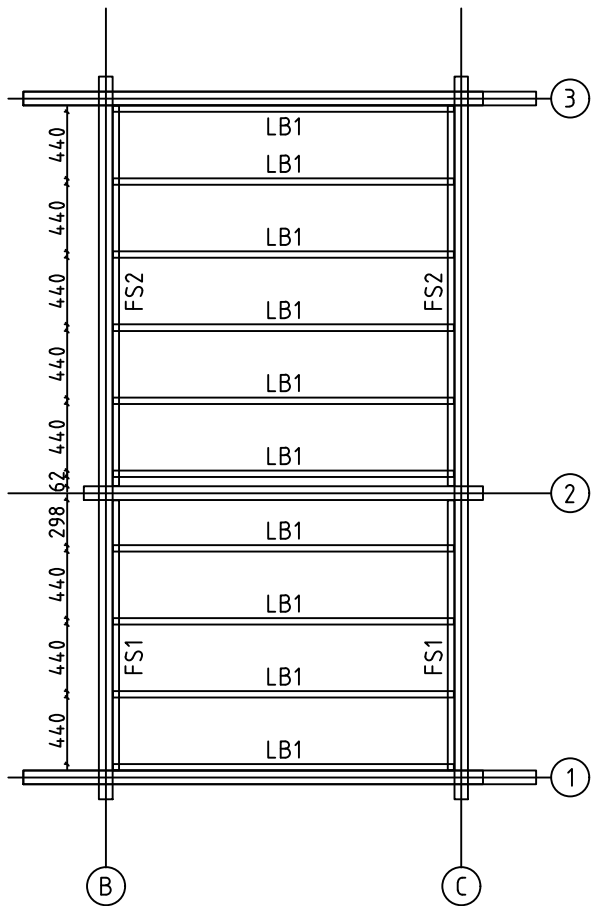
Drawing	3D	Scale
---------	----	-------

Material	90x160	Date	11.05.2020
----------	--------	------	------------

Drawer	RP	File	P6546-90 Blind 30m2 3D.dwg
--------	----	------	----------------------------

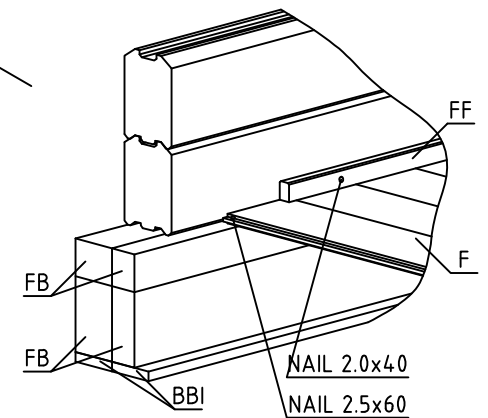
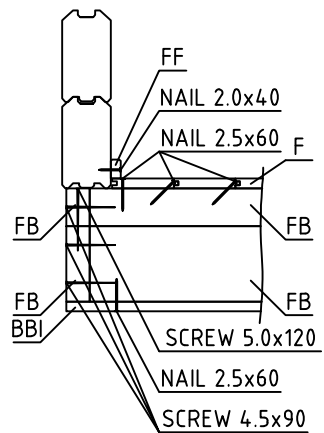
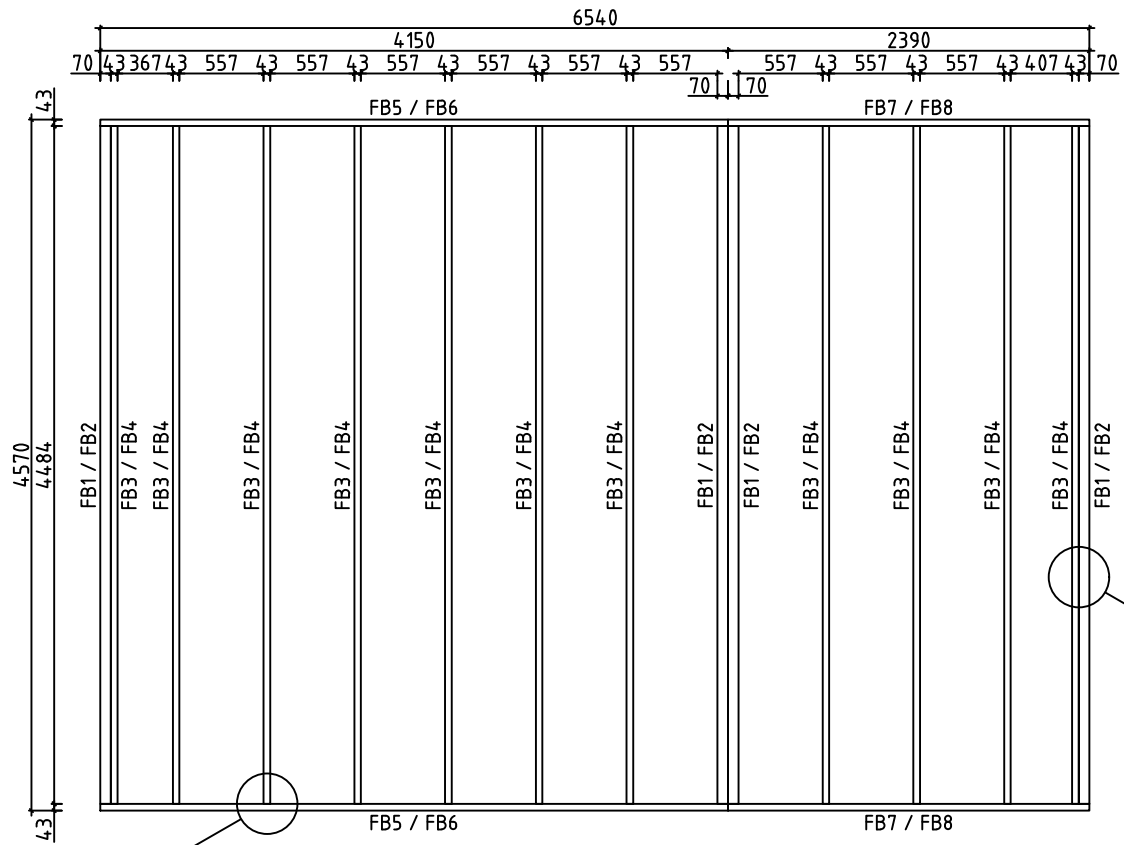


House	P6546-90 Blind 30m2	Sheet	3
Drawing	PLAN-SUUNNITELMA-PLANEN	Scale	1:50
Material	90x160	Date	11.05.2020
Drawer	RP	File	P6546-90 Blind 30m2.dwg




LOFT FLOOR BEAMS - PARVIA LATTIAPALKIT - LOFT GOLVBJÄLKAR


House	P6546-90 Blind 30m2	Sheet	4
Drawing	LOFT FLOOR - PARVIA LATTIA - LOFT GOLV	Scale	1:50
Material	43x43, 43x140 90x160	Date	11.05.2020
Drawer	RP	File	P6546-90 Blind 30m2.dwg



House	P6546-90 Blind 30m2	Sheet	5
Drawing	FLOORBEAMS-LATTIAPALKIT-GOLVBJÄLKAR	Scale	1:50
Material	70x140, 70x70, 43x140, 43x70	Date	11.05.2020
Drawer	RP	File	P6546-90 Blind 30m2.dwg

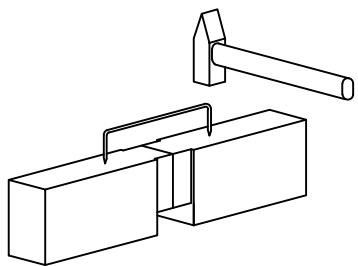
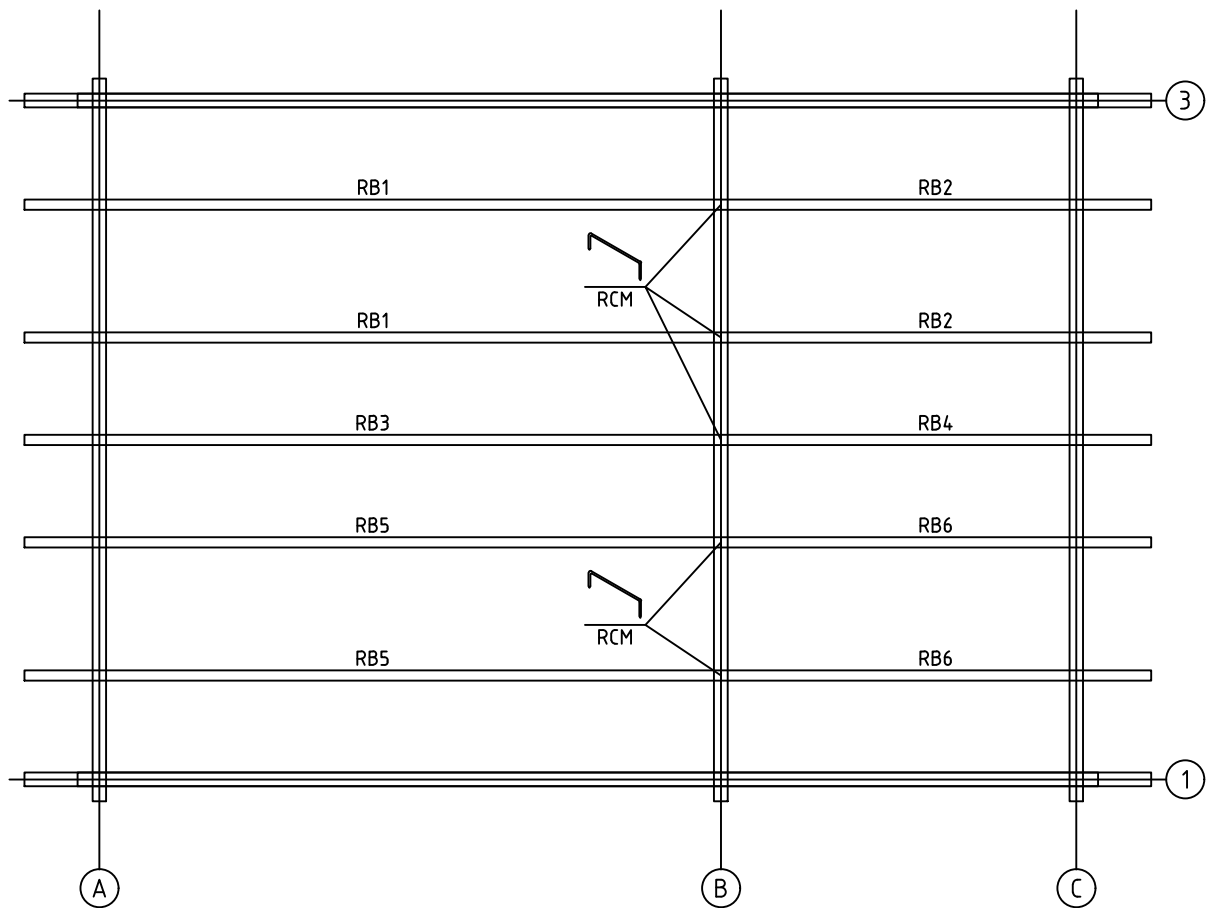


FLOORBOARD-LATTIALAUTA-GOLVBRÄDE

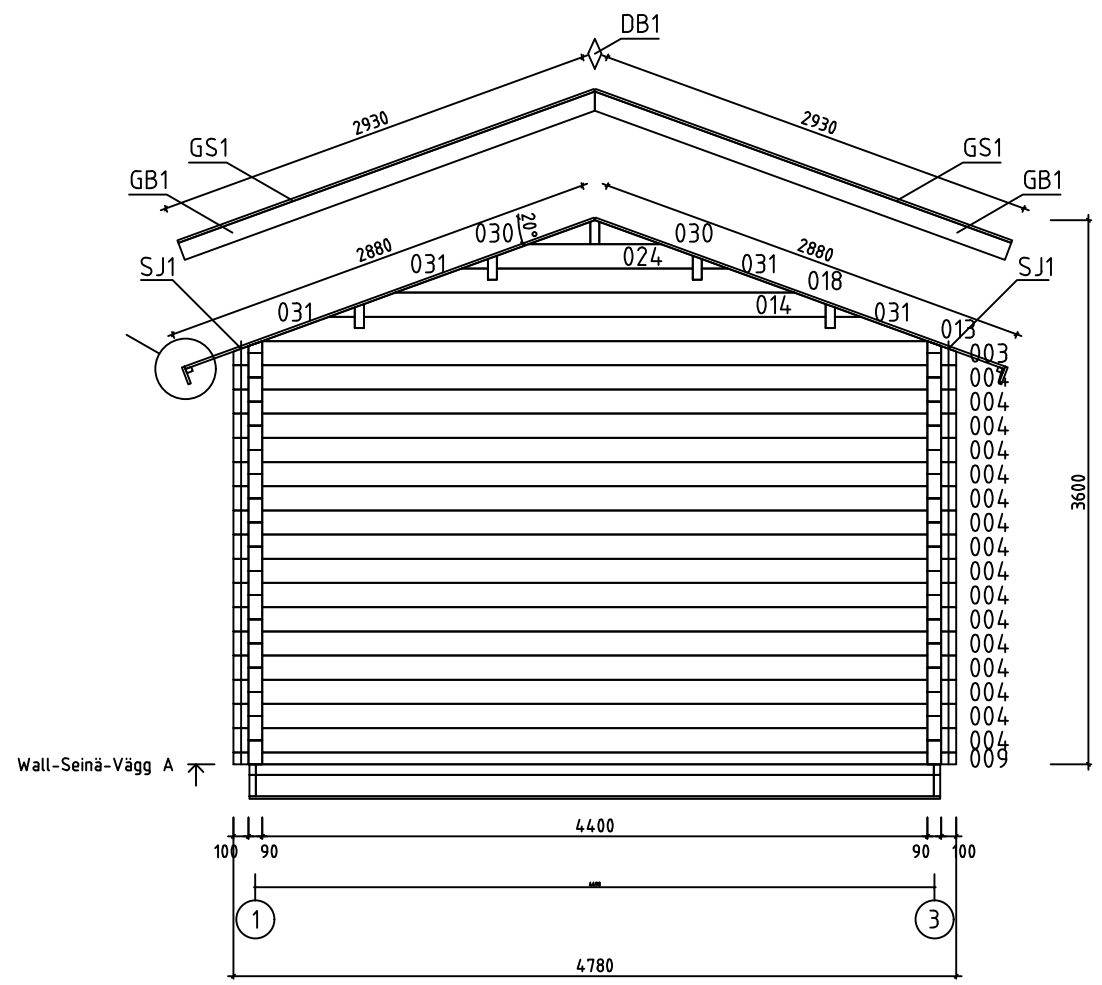
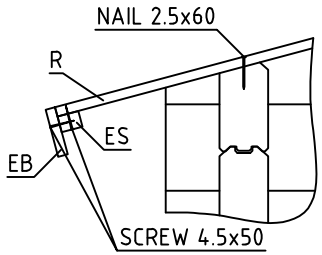


LOFT FLOORBOARD - PARVIA LATTIALATTIA - LOFT GOLVBRÄDE

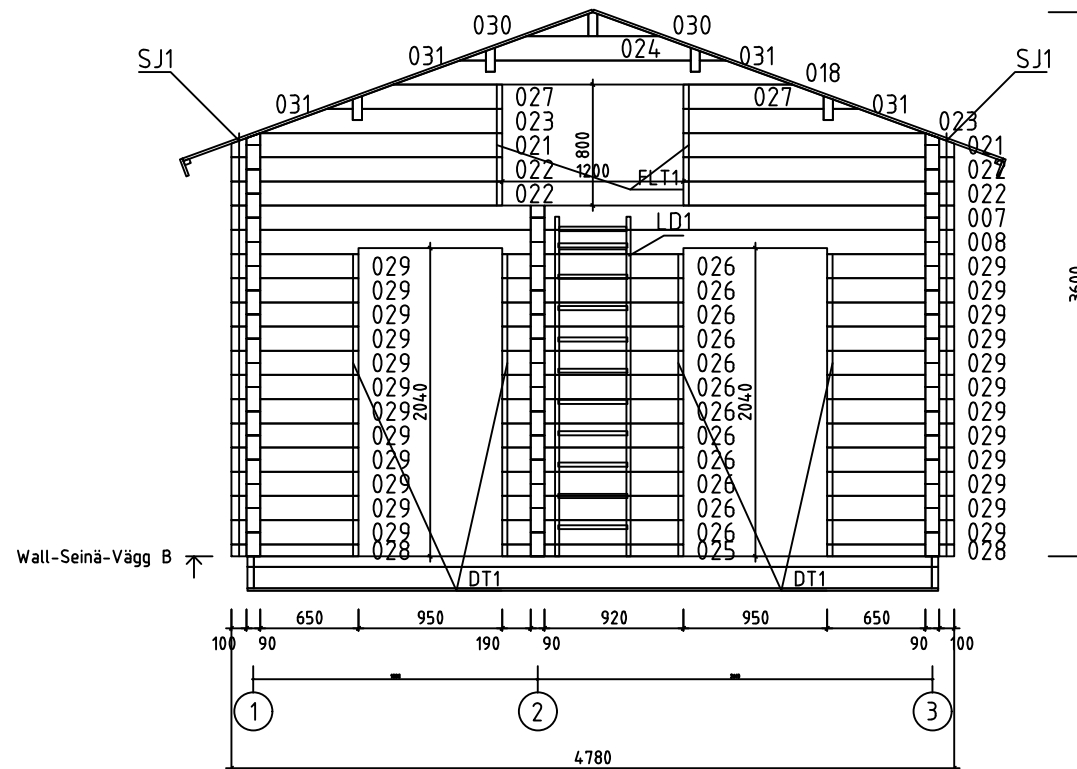
House	P6546-90 Blind 30m2	Sheet	6
Drawing	FLOORBOARD-LATTIALAUTA-GOLVBRÄDE	Scale	1:50
Material	28x114, 18x114	Date	11.05.2020
Drawer	RP	File	P6546-90 Blind 30m2.dwg



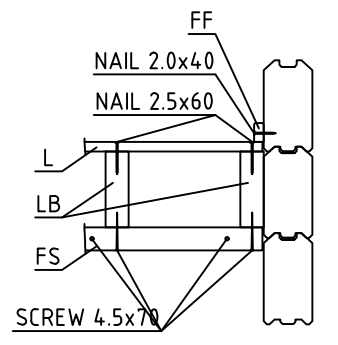
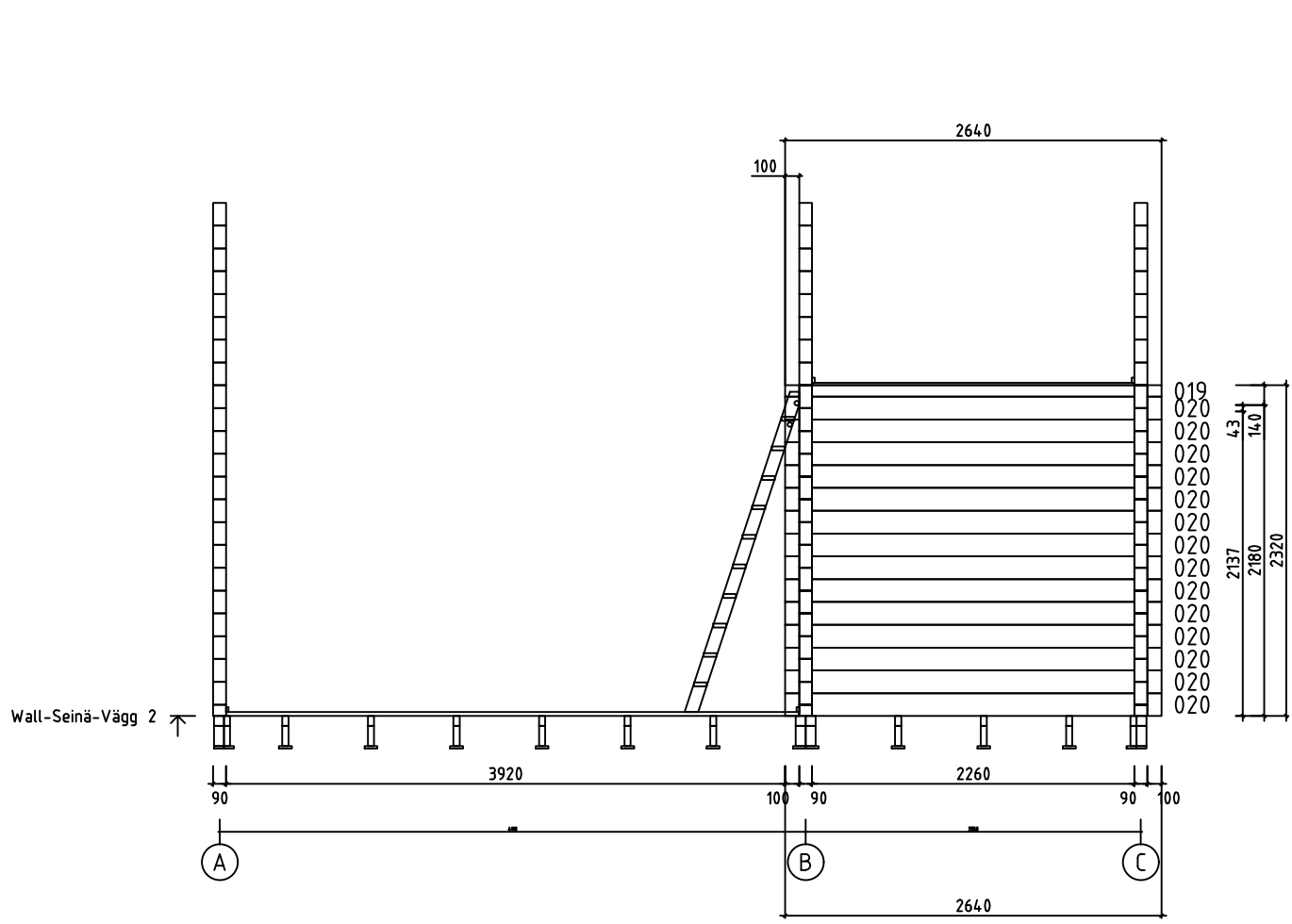
House	P6546-90 Blind 30m2	Sheet	7
Drawing	PURLINS-KATTO-ORRET-TAKÅSAR	Scale	1:50
Material	68x190	Date	11.05.2020
Drawer	RP	File	P6546-90 Blind 30m2.dwg



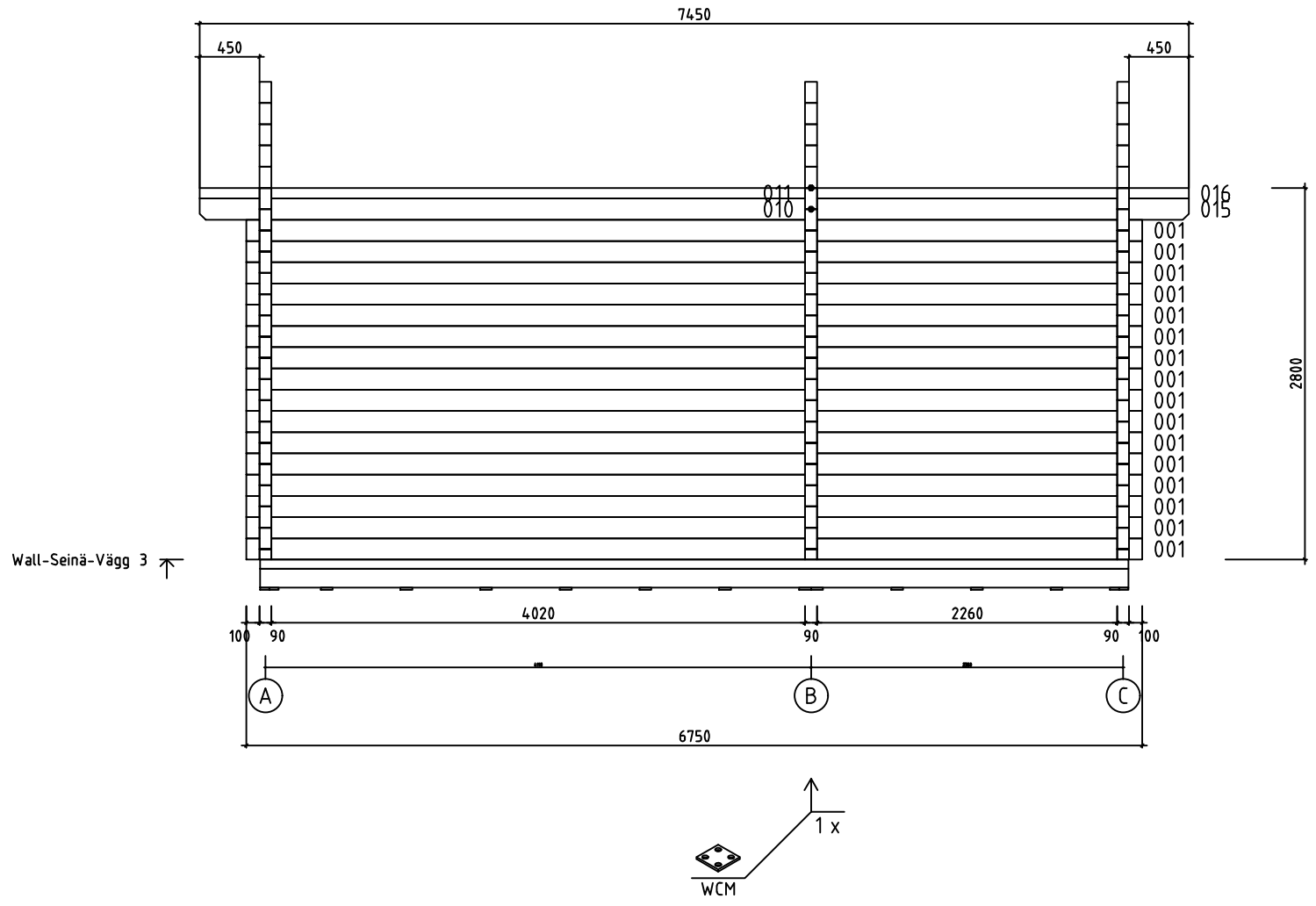
House	P6546-90 Blind 30m2	Sheet	8
Drawing	WALL-SEINÄ-VÄGG A	Scale	1:50
Material	90x160	Date	11.05.2020
Drawer	RP	File	P6546-90 Blind 30m2.dwg



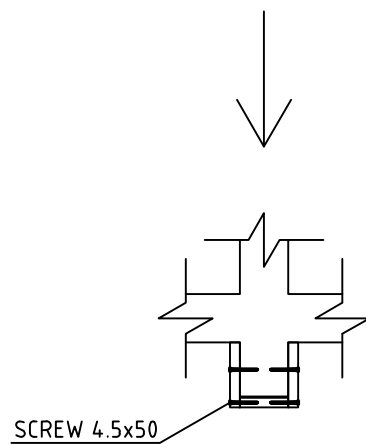
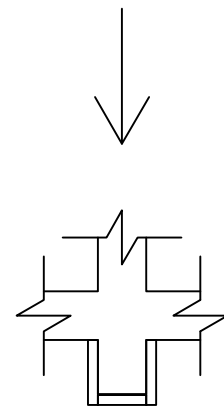
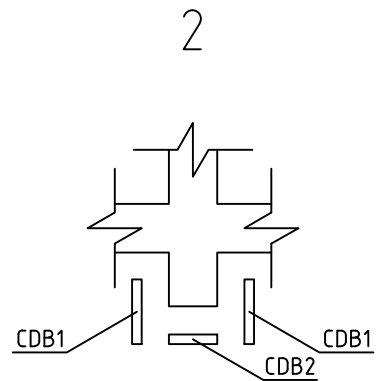
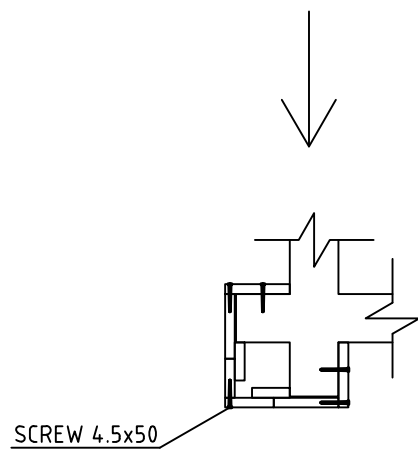
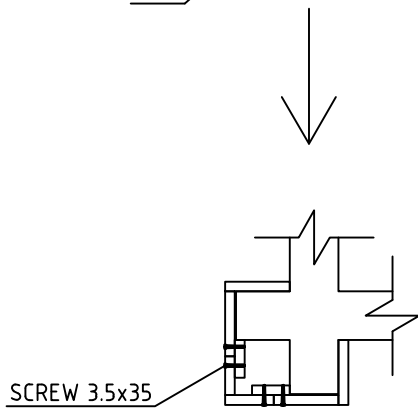
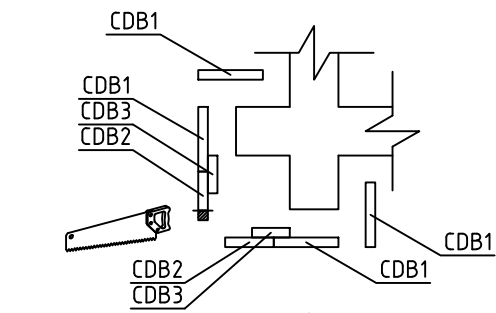
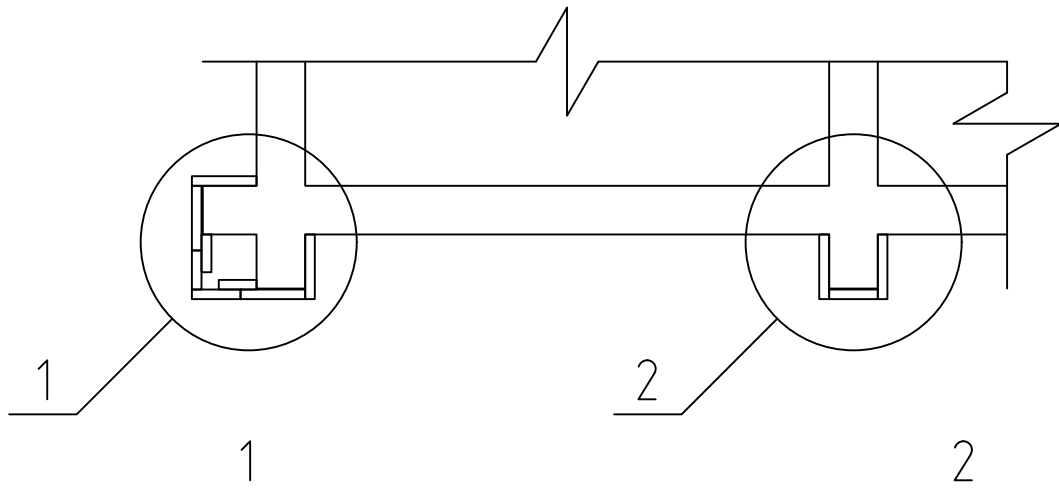
House	P6546-90 Blind 30m2	Sheet	9
Drawing	WALL-SEINÄ-VÄGG B	Scale	1:50
Material	90x160	Date	11.05.2020
Drawer	RP	File	P6546-90 Blind 30m2.dwg




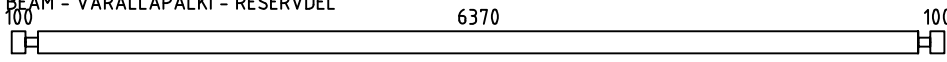


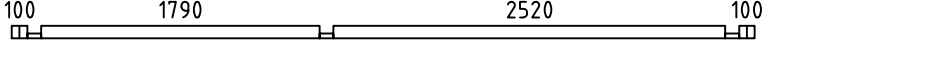
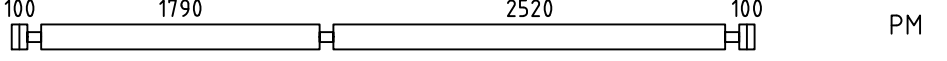
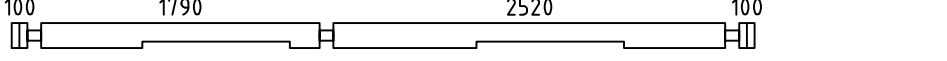
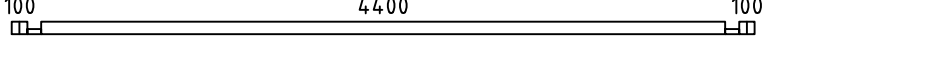



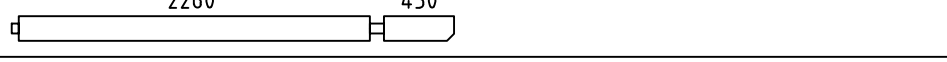
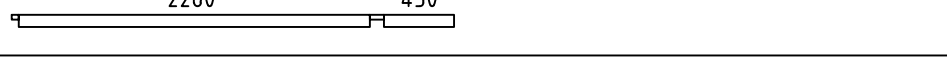
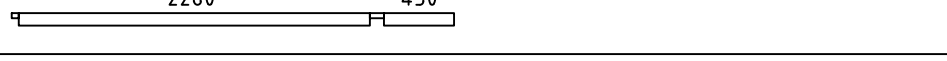








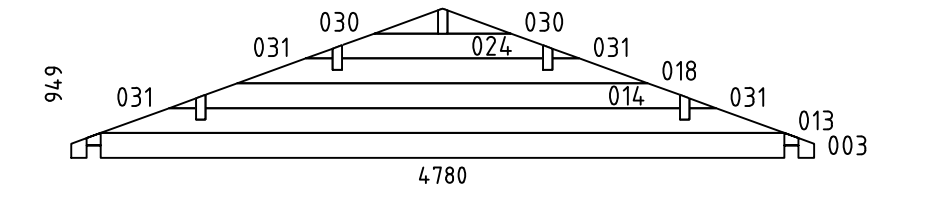
House	P6546-90 Blind 30m2	Sheet	12
Drawing	WALL-SEINÄ-VÄGG 2	Scale	1:50
Material	90x160	Date	11.05.2020
Drawer	RP	File	P6546-90 Blind 30m2.dwg




















House	P6546-90 Blind 30m2	Sheet	13
Drawing	WALL-SEINÄ-VÄGG 3	Scale	1:50
Material	90x160	Date	11.05.2020
Drawer	RP	File	P6546-90 Blind 30m2.dwg

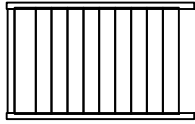
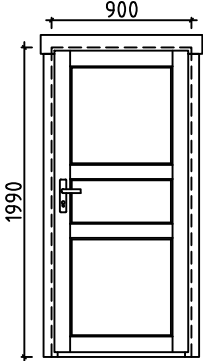
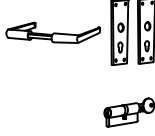
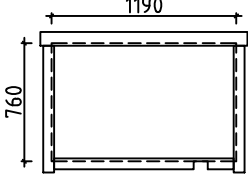



House	P6546-90 Blind 30m2	Sheet	14
Drawing	CORNER DECORATION - HÖRN DEKORATION	Scale	1:50
Material	18x120, 18x90, 18x70	Date	13.04.2020
Drawer	RP	File	P6546-90 Blind 30m2.dwg

Pos	P6546-90 Blind 30m2	Pcs. St.	Profil(e) (mm)	L (mm)		
001		32	90x160	6750		
002	SPARE BEAM - VARALLAPALKI - RESERVDEL 	1	90x160	6750		
004		18	90x160	4780		
005		14	90x160	4780		
006		1	90x80	4780		
007	 PM	1	90x160	4780		
008		1	90x160	4780		
009		1	90x80	4780		
010		2	90x160	4605		
011		1	90x80	4605		
012		1	90x80	4605		
015		2	90x160	2845		
016		1	90x80	2845		
017		1	90x80	2845		
019		1	90x80	2640		
020		14	90x160	2640		
022		4	90x160	1790		
025		1	90x80	1200		
026		12	90x160	1200		
028		2	90x80	840		
029		24	90x160	840		
HB	HIT BLOCK-ASENNUSPALKI-SLAG BRÄDA 	2	90x160	300		
WA-1 WC-1		2	90x949	4780		
House	P6546-90 Blind 30m2	Material	File	P6546-90 Blind 30m2.dwg	Sheet	15

Pos	P6546-90 Blind 30m2		Pcs. St.	Profil(e) (mm)	L (mm)
WB-1			1	90x949	4780
LB1	LOFT FLOOR BEAMS-PARVIAPALKIT-LOFTBJÄLKAR		10	43x140	2255
FB1	FLOORBEAMS - LATTIAPALKIT - GOLVBJÄLKAR		4	70x140	4484
FB2	FLOORBEAMS - LATTIAPALKIT - GOLVBJÄLKAR		4	70x70	4484
FB3	FLOORBEAMS - LATTIAPALKIT - GOLVBJÄLKAR		11	43x140	4484
FB5	FLOORBEAMS - LATTIAPALKIT - GOLVBJÄLKAR		2	43x140	4150
FB7	FLOORBEAMS - LATTIAPALKIT - GOLVBJÄLKAR		2	43x140	2390
FB4	FLOORBEAMS - LATTIAPALKIT - GOLVBJÄLKAR		11	43x70	4484
FB6	FLOORBEAMS - LATTIAPALKIT - GOLVBJÄLKAR		2	43x70	4150
FB8	FLOORBEAMS - LATTIAPALKIT - GOLVBJÄLKAR		2	43x70	2390
BB12	COUNTERFLOOR HOLDING BOARDS - ROSSIPOHJAA KANNATTELEVAT LAUDAT - BRÄDER SOM HALLER TROSSBOTTEN	IMM	11	18x90	4570
BB11	COUNTERFLOOR HOLDING BOARDS - ROSSIPOHJAA KANNATTELEVAT LAUDAT - BRÄDER SOM HALLER TROSSBOTTEN	IMM	4	18x70	4570
FS2	SLEEPING FLOOR SUPPORTING SLAT - PARVIALATTIA TUKILISTA - LOFTGOLVLIST		2	43x43	2515
FS1	SLEEPING FLOOR SUPPORTING SLAT - PARVIALATTIA TUKILISTA - LOFTGOLVLIST		2	43x43	1785
RB5	PURLINS - KATTO-ORRET - TAKASAR	450 4020	2	68x190	4605
RB1	PURLINS - KATTO-ORRET - TAKASAR	450 4020	2	68x190	4605
RB3	PURLINS - KATTO-ORRET - TAKASAR	450 4020	1	68x190	4605
RB6	PURLINS - KATTO-ORRET - TAKASAR	2260 450	2	68x190	2845
RB2	PURLINS - KATTO-ORRET - TAKASAR	2260 450	2	68x190	2845
RB4	PURLINS - KATTO-ORRET - TAKASAR	2260 450	1	68x190	2845
F1	FLOORBOARD - LATTIALAUTA - GOLVBRÄDE	114 or -tai- eller 88	39+1 51+1	28x114 28x88	4015
F2	FLOORBOARD - LATTIALAUTA - GOLVBRÄDE	114 or -tai- eller 88	39+1 51+1	28x114 28x88	2255
L1	LOFT BOARD - PARVIALATTIA - LOFTGOLV	114 or -tai- eller 88	20+1 26+1	18x114 18x88	4395
House	P6546-90 Blind 30m2	Material	File	P6546-90 Blind 30m2.dwg	Sheet 16

Pos	P6546-90 Blind 30m2		Pcs. St.	Profil(e) (mm)	L (mm)		
R1	ROOFBOARD - KATTOLAUTA - TAKBRÄDE	 114 or-tai-eller 88	132+2 172+2	18x114 18x88	2880		
FF1	SKIRTING SLAT - LATTIALISTA - GOLVLIST			18x35	48m		
GB1	GABLE BOARD - KAAPELILAUTA - GAVELBRÄDA		4	18x120	2930		
GS1	BOARD MATCHING WITH GABLE BOARD - KAAPELILAUTA VASTAVA LAUTA - BRÄDA OVANPÅ GAVELBRÄDA		4	18x70	2930		
EB1	EAVE BOARD - RÄYSTÄSLAUTA - TAKFOTBRÄDE		4	18x120	3725		
ES1	EAVE SLAT - RÄYSTÄSLISTA - TAKFOTLIST		4	30x40	3725		
DB1	DECORATIVE - KORISTE - PRYDNADS		2	18x90	200		
CDB1	CORNER DECORATION BOARD - HÖRN DEKORATION BRÄDE		22	18x120	2790		
CDB2	CORNER DECORATION BOARD - HÖRN DEKORATION BRÄDE		15	18x90	2790		
CDB3	CORNER DECORATION BOARD - HÖRN DEKORATION BRÄDE		8	18x70	2790		
DT1	DOOR ASSEMBLING PROFILE - VEN ASENNUSPROFIILI - DÖRR MONTERINGSPROFIL		4	90x43	1950		
FLT1	ASSEMBLING PROFILE-ASENNUSPROFIILI-MONTERINGSPROFIL		2	18x25	760		
SJ1	SCREW JOINT - KIERRETANKO - GÄNGSTAPP		6	M10	2770		
RCM	ROOFBEAMS CONNECTING METAL - METALL FÖR SAMMANFOGNING AV TAKASAR - KATTO-ORRE YHTEENLITYSMETALLT		5	ø6.0	200		
WCM	WALLBEAMS CONNECTING METAL - METALLPLATTA FÖR SAMMANFOGNING AV VÄGGEN BALKAR - SEINÄPALKKEJA METALLISET YHTEENLIITYMISLAATAT		2	60	60		
	NUT-MUTTERI-NÖT FOR-VARTEN-FÖR	SJ1 	6	M10			
	NAILS-NAULAT-SPIKAR FOR-VARTEN-FÖR	FF1 	110	ø2.0	40		
	NAILS-NAULAT-SPIKAR FOR-VARTEN-FÖR	F1, F2, L1, R1, BB11, BB12 	1700	ø2.5	60		
	SCREWS-RUUVIT-SKRUVAR FOR-VARTEN-FÖR	WCM, CDB3 	100	ø3.5	35		
	SCREWS-RUUVIT-SKRUVAR FOR-VARTEN-FÖR	GB1, GS1, EB1, ES1, DB1, CDB1, CDB2 	320	ø4.5	50		
	SCREWS-RUUVIT-SKRUVAR FOR-VARTEN-FÖR	FS1, FS2, LB1 	50	ø4.5	70		
	SCREWS-RUUVIT-SKRUVAR FOR-VARTEN-FÖR	006, 009, 011, 012, 016, 017, 019, 025, 028 FB1, FB2, FB3, FB4, FB5, FB6, FB7, FB8 	80	ø4.5	90		
	SCREWS-RUUVIT-SKRUVAR FOR-VARTEN-FÖR	FB2, FB4, FB6, FB8 	60	ø5.0	120		
	SCREWS-RUUVIT-SKRUVAR FOR-VARTEN-FÖR	RB1, RB2, RB3, RB4, RB5, RB6 	20	ø6.0	160		
House	P6546-90 Blind 30m2		Material	File	P6546-90 Blind 30m2.dwg	Sheet	17

Pos	P6546-90 Blind 30m2	Pcs. St.	Profil(e) (mm)	L (mm)
LD1	LADDER-TIKAPUUT-STEGE 	1	500	2385
D1	DÖRR-OVI-DÖRR (1x right-oikea-höger; 1x left-jäljellä-vänster) AST  	P+V 1+1 2 2	900	1990
FL1	FRAME AROUND LOFT ENTRANCE 	1	1190	760

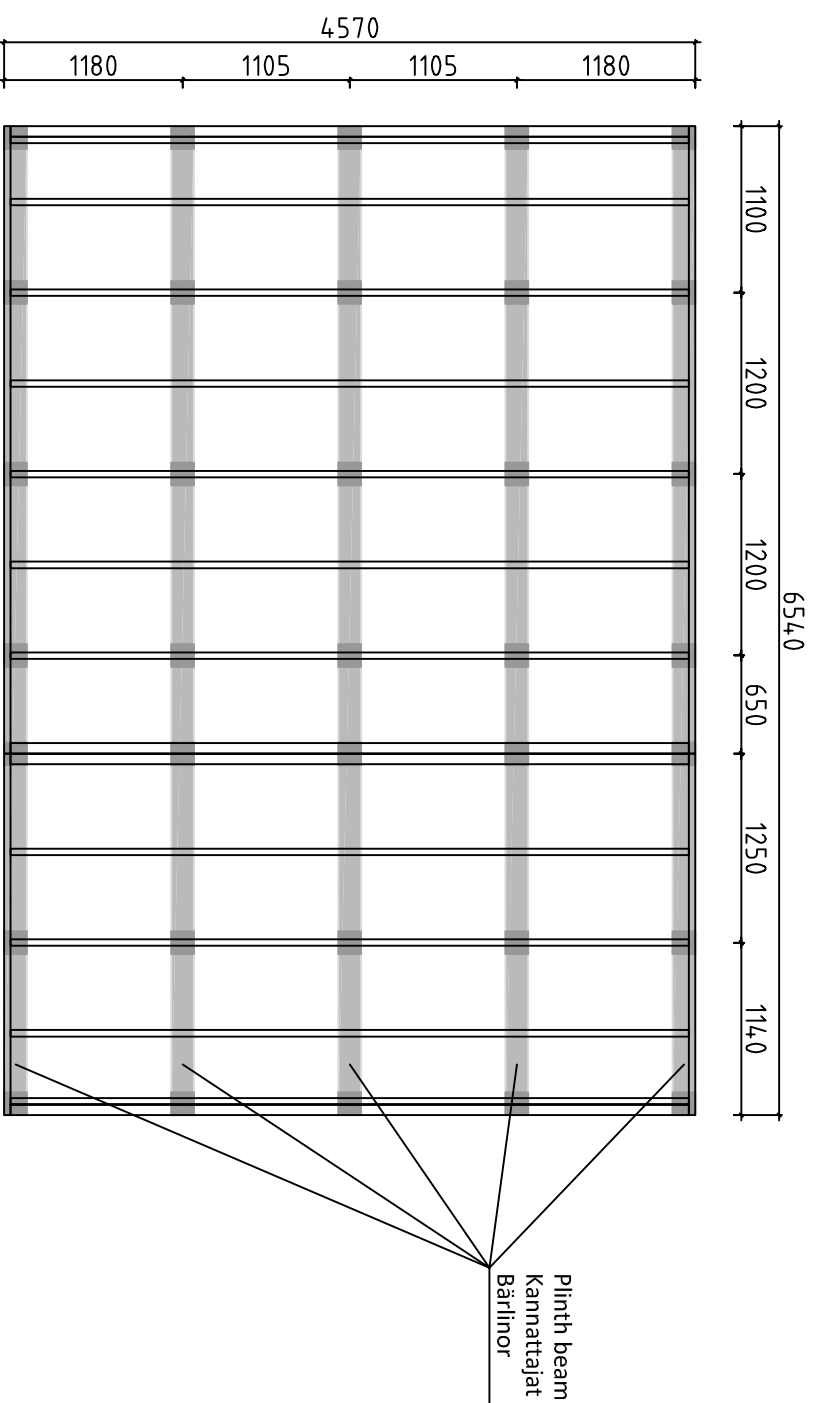


Detta är ett förslag för hur man kan placera plintarna (100- 200 mm i diameter) för golvbjälklaget. Golvbjälkarna är med i byggsatsen, men inte plintarna. Använder man exempelvis 500-600mm långa murblock så kan man halvera antalet punkter. Lägg fuktskyddande papp mellan betong och trä

Tämä on ehdotus siitä, miten (100-200 mm läpimitäiset) jalat voidaan sijoittaa alapohjaa varten. Lattiapalkit ovat rakennussarjassa, mutta jalat ei ole. Kun käytetään esimerkiksi 500-600 mm pitkiä harkkoja, voidaan pisteiden määrä puolittaa. Aseta betonin ja puun väliin kosteudelta suojaava pähvi

A proposal for placing plinths (100-200 mm in diameter) for floor beams. Floor beams are provided in the kit but plinths are not included. For example, by using 500-600 mm long masonry units, one can reduce the number of points 50%. Place cardboard between the concrete and wood to protect from moisture

House	P6546-90 Blind 30m2	Sheet	19
Drawing	FOUNDATION PLAN - PLINTPLAN	Scale	1:50
Material		Date	11.05.2020
Drawer	RP	File	P6546-90 Blind 30m2 Foundation.dwg



Förslag på alternativ plintplan med bärlinor och plintar. Bärlinor 45x95 eller 45x120 och plintar ca 100-200 mm i diameter. (Bärlinor och plintar ingår ej i leveransen). Används exempelvis murblock, (ingår ej i leveransen) istället för plintar, kan man lägga bärlinorna platt mot dessa och på det sättet minska höjden på konstruktionen. I denna konstruktion kan man dessutom lägga en "boardskiva" mellan bärlinorna och golvljåkarna och på det sättet bära upp bjälklagsisoleringen. Lägg fuktskyddande papp mellan betong och trä

Endotus valthohtoisesta jalustasta kannattajilla ja jalolla. Kannattajat 45x95 tai 45x120 ja jalat läpimitataan n. 100-200 mm (kannattaja ja jalkoja ei ole toimituksessa). Käytettäessä esimerkiksi harkkoja (ei kuulu toimitukseen) jalkojen sijasta, voi kannattajat asettaa lappeelleen niitä vasten ja sillä tavoin vähentää rakenteen korkeutta. Tässä rakenteessa voi lisäksi asettaa levyn kannattajien ja lattiapalkkien väliin ja sillä tavoin kannattaa alapohjan eristystä. Aseta betonin ja puun väliin kosteudelta suojaava pahvi

A proposal for alternative plinth beam layout plan. Plinth beams 45x95 or 45x120 and plinths ca 100-200 mm in diameter (plinth beams and plinths are not included in the kit). For example, by using masonry units (not included in the kit) instead of plinths, one can lay plinth beams flat against the masonry units and in that way reduce the height of the structure. In this construction one can also add "plywood board" between plinth beams. Place cardboard between the concrete and wood to protect from moisture

House	P6546-90 Blind 30m2	Sheet	20
Drawing	FOUNDATION PLAN - PLINTPLAN	Scale	1:50
Material		Date	11.05.2020
Drawer	RP	File	P6546-90 Blind 30m2 Foundation.dwg

#001	1,3	6750	32
#002		6750	1
#003	A,C	4780	2
#004	A,C	4780	18
#005	C	4780	14
#006	C	4780	1
#007	B	4780	1
#008	B	4780	1
#009	A	4780	1
#010	1,3	4605	2
#011	3	4605	1
#012	1	4605	1
#013	A,C	4400	2
#014	A,C	3054	2
#015	1,3	2845	2
#016	3	2845	1
#017	1	2845	1
#018	A,B,C	2640	3
#019	2	2640	1
#020	2	2640	14
#021	B	1790	2
#022	B	1790	4
#023	B	1600	2
#024	A,B,C	1294	3
#025	B	1200	1
#026	B	1200	12
#027	B	927	2
#028	B	840	2
#029	B	840	24
#030	A,B,C	410	6
#031	A,B,C	173	12