

Date rev. Description

V 1.0

House Bastu Jari - 70

Sheet 1

Drawing 3D


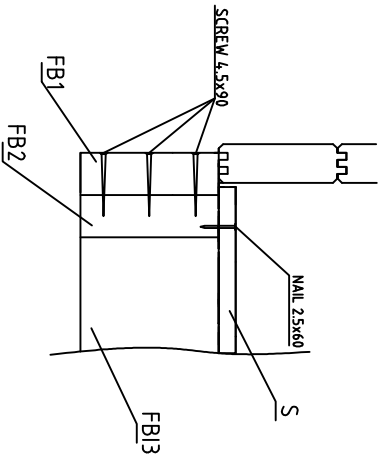
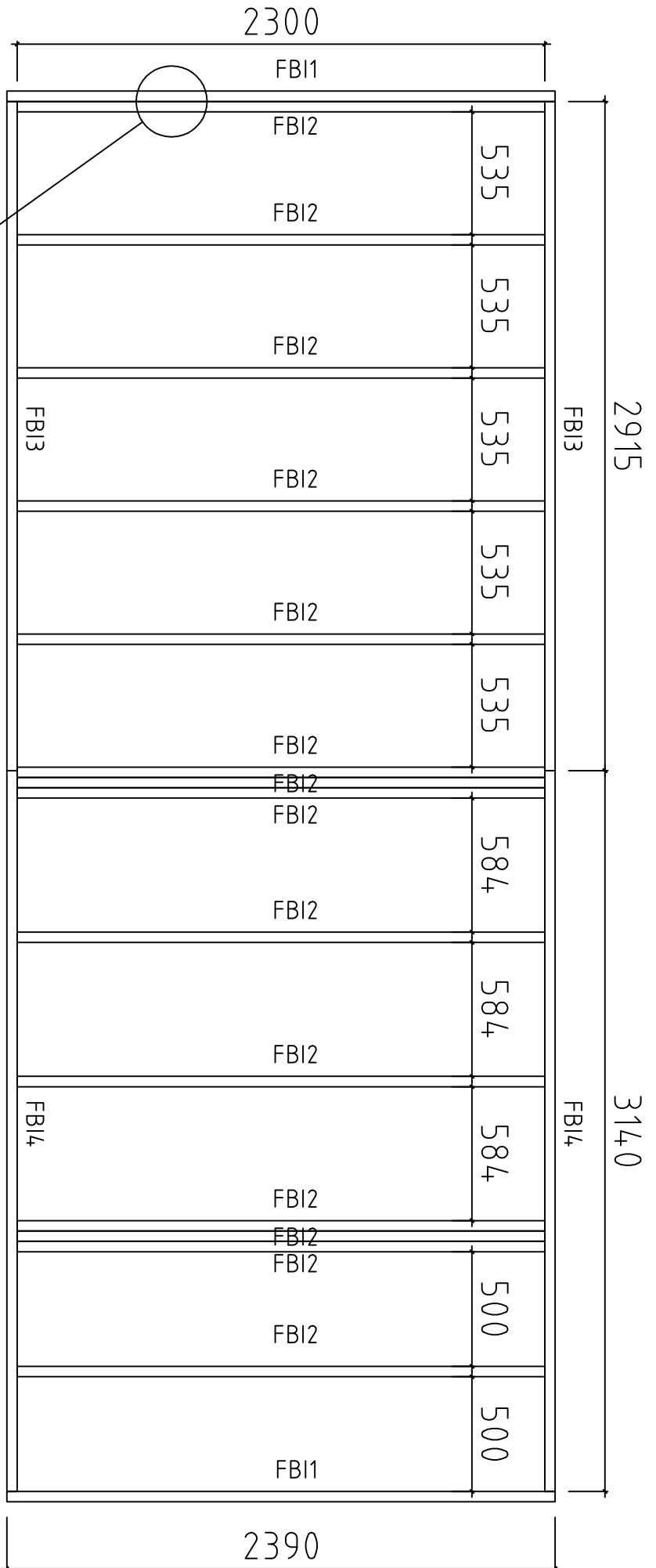
Scale

Material 70x135

Date 14.12.2020

Drawer K.K.

File Bastu Jari - 70 3D.dwg



House	Bastu Jari - 70	Sheet	2
Drawing	FLOORBEAMS	Scale	1:25
Material	4.5x90	Date	14.12.2020
Drawer	K.K.	File	Bastu Jari - 70.dwg

2910


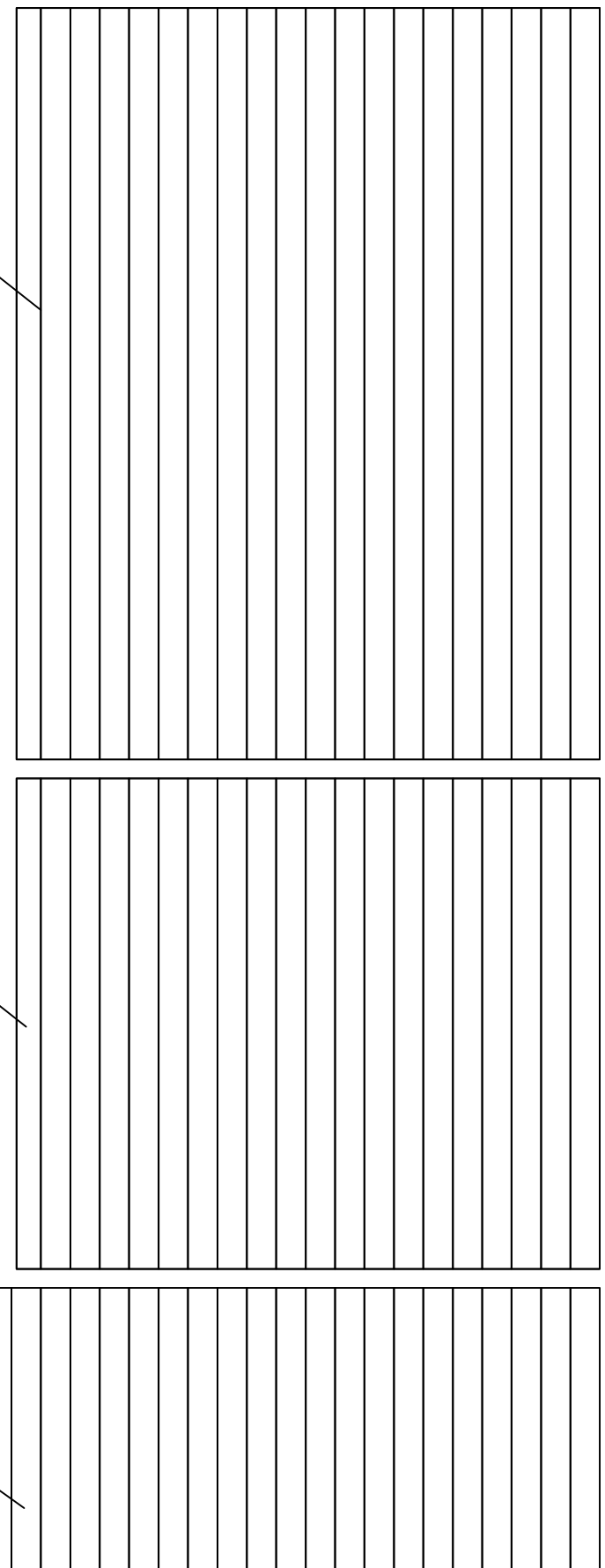
1900

1130


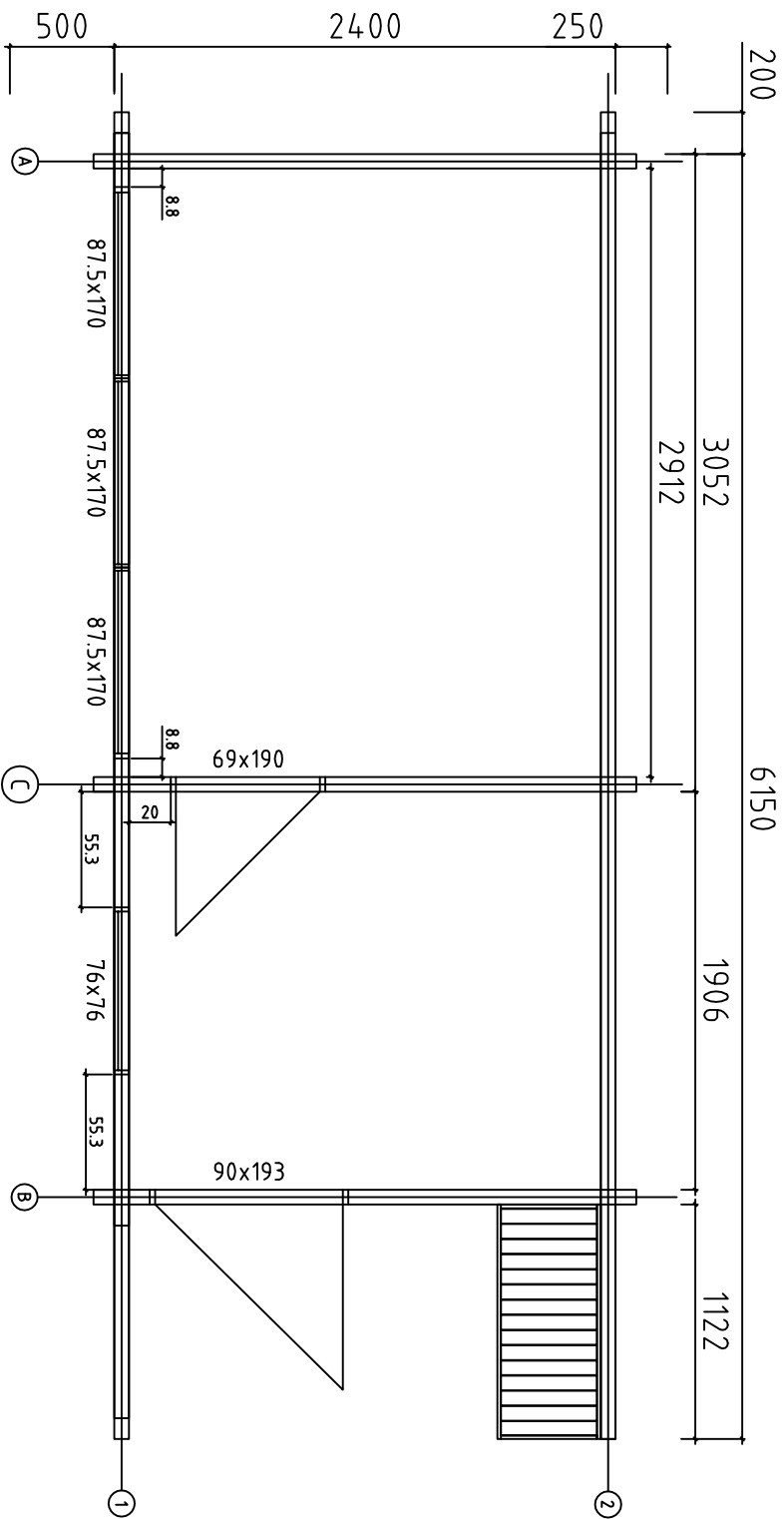
S

F


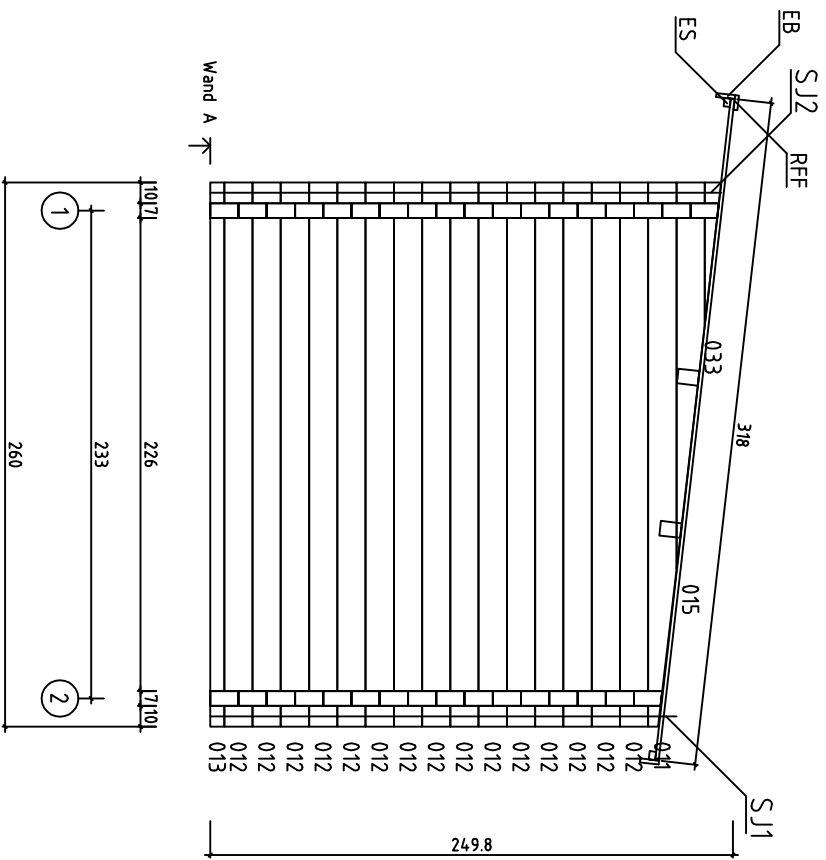
T




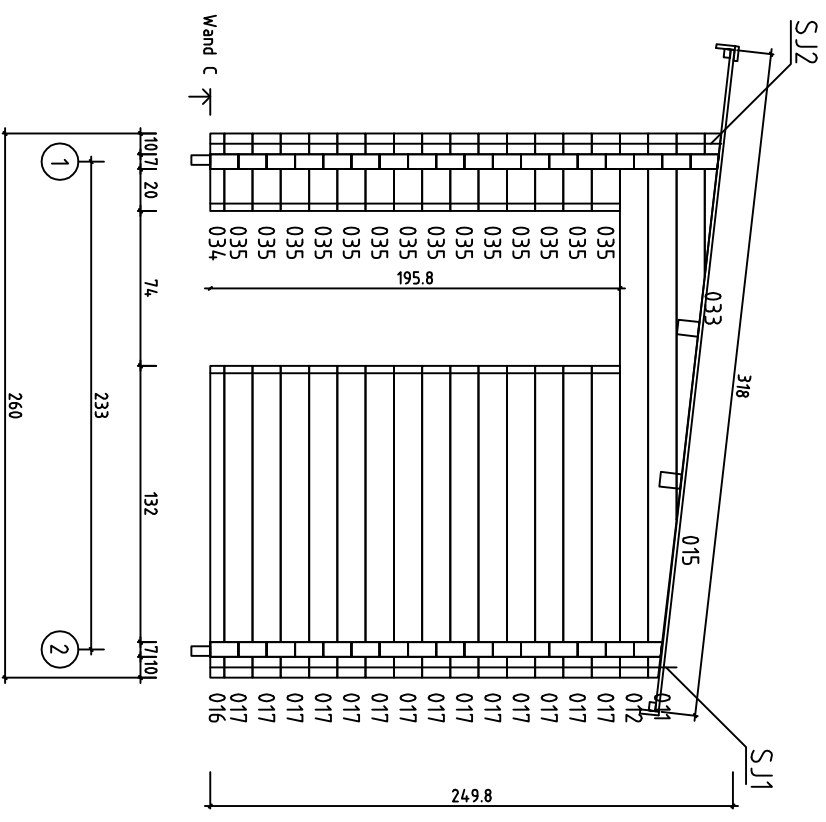
House	Bastu Jari - 70	Sheet	3
Drawing	SAUNA, TERRACE BOARDS	Scale	1:25
Material		Date	14.12.2020
Drawer	K.K.	File	Bastu Jari - 70.dwg






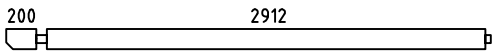






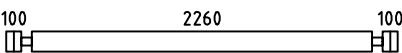
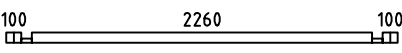
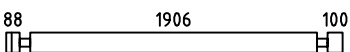
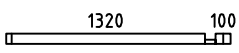
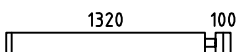
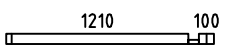
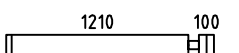



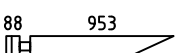
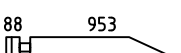
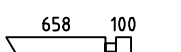
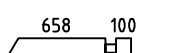
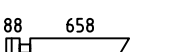
House	Bastu Jari - 70	Sheet	4
Drawing	Plan	Scale	1:35
Material	70x135	Date	14.12.2020
Drawer	K.K.	File	Bastu Jari - 70.dwg

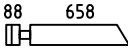
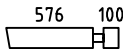
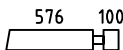
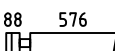
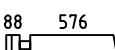






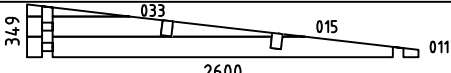
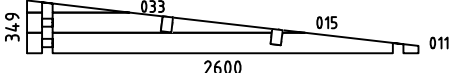
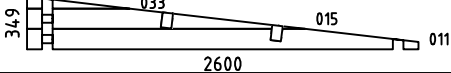




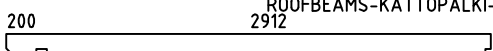












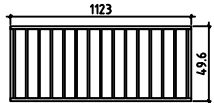









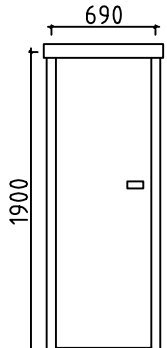
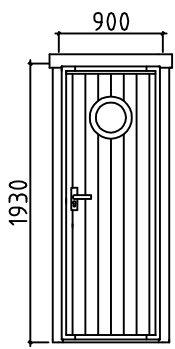
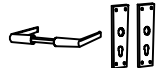

House	Bastu Jari - 70	Sheet	5
Drawing	WAND A	Scale	1:25
Material	7.0x13.5	Date	14.12.2020
Drawer	K.K.	File	Bastu Jari - 70.dwg

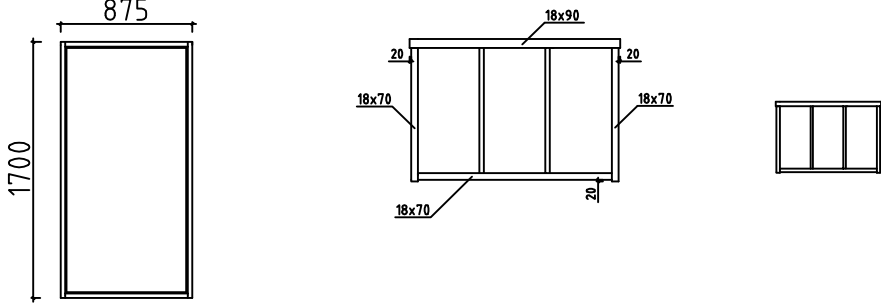



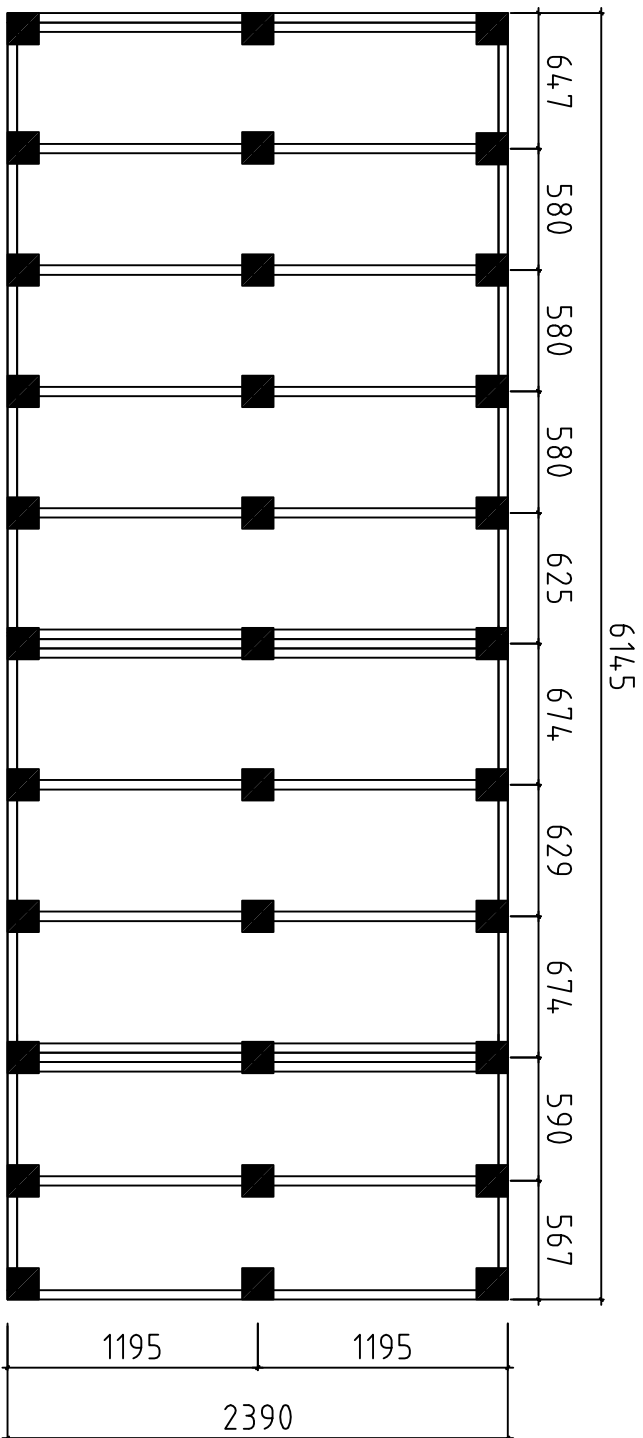
House	Bastu Jari - 70	Sheet	7
Drawing	WAND C	Scale	1:25
Material	7.0x13.5	Date	14.12.2020
Drawer	K.K.	File	Bastu Jari - 70.dwg

Pos	Bastu Jari - 70	St.	Profil (mm)	L (mm)		
001	EXTRA PROFILE 	1	70x135	5300		
002		3	70x135	5228		
003		8	70x135	5093		
004		1	70x135	3217		
005		1	70x135	3217		
006		1	70x135	3133		
007		7	70x135	3133		
008		1	70x135	3133		
009		8	70x135	3117		
010		1	70x135	3033		
012		17	70x135	2600		
013		1	70x68	2600		
014		7	70x135	2234		
016		1	70x68	1490		
017		14	70x135	1490		
018		1	70x68	1380		
019		14	70x135	1380		
020		8	70x135	1157		
021		1	70x135	1123		
022		1	70x135	1123		
023		1	70x135	1111		
024		1	70x135	1111		
025		1	70x135	828		
026		1	70x135	828		
027		1	70x135	816		
Kood	Bastu Jari - 70	Materjal	File	Bastu Jari - 70.dwg	Leht	10

Pos	Bastu Jari - 70	St.	Profil (mm)	L (mm)		
028		1	70x135	816		
029		1	70x135	746		
030		1	70x135	746		
031		1	70x135	735		
032		1	70x135	735		
034		1	70x68	370		
035		14	70x135	370		
036		1	70x68	270		
037		14	70x135	270		
038		13	70x135	258		
	BOARD FOR ASSEMBLING - ASENNUSLAUTA - SLAGBRÄDE 	2	70x135	300		
WA-1		1	70x349	2600		
WB-1		1	70x349	2600		
WC-1		1	70x349	2600		
FBI4	FLOORBEAMS-LATTIAPALKIT-GOLVBJÄLKAR  IMM	2	45x90	3140		
FBI3	FLOORBEAMS-LATTIAPALKIT-GOLVBJÄLKAR  IMM	2	45x90	2915		
FBI1	FLOORBEAMS-LATTIAPALKIT-GOLVBJÄLKAR  IMM	2	45x90	2390		
FBI2	FLOORBEAMS-LATTIAPALKIT-GOLVBJÄLKAR  IMM	14	45x90	2300		
RB1	ROOFBEAMS-KATTOPALKI-TAKASAR  2	2	70x140	3217		
RB2	ROOFBEAMS-KATTOPALKI-TAKASAR  2	2	70x140	3133		
S	SAUNA BOARDS-SAUNA LATTIALAUTA-SAUNA GOLVBRÄDE 	26+1 20+1	88x28 114x28	2910		
F	FLOORBOARD-LATTIALAUTA-GOLVBRÄDE  88mm or -tai- eller 114mm	26+1 20+1	88x18 114x18	1900		
T	TERRACE BOARD-TERASSILAUTA-TERASSBRÄDE  IMM	21+1	114x28	1130		
R	ROOFBOARDS-KATTOLAUTA-TAKBRÄDE  88mm or -tai- eller 114mm	73+1 56+1	88x18 114x18	3180		
FF	SKIRTING SLAT-LATTIALISTA-GOLVLIST 		18x35	19.0		
Kood	Bastu Jari - 70	Materjal	File	Bastu Jari - 70.dwg	Leht	11

Pos	Bastu Jari - 70	St.	Profil (mm)	L (mm)
GB	GABLE BOARDS-KAAPELILAUTA-GAVELBRÄDA 	2	18x120	3280
EB	EAVE BOARD-RÄYSTÄSLAUTA-TAKFOTSBRÄDE 	4	18x90	3175
ES	EAVE SLAT-RÄYSTÄSLISTA-TAKFOTSLIST 	4	30x40	3175
RFF	ROOF FELT FILLET-KAAPELILAUDAN PEITELAUTA BRÄDE OVANPÅ GAVELBRÄDE 	2 2	18x70 18x70	3175 3280
1.1		1	70x496	1123
1.2		1	43x43	680
DAP	DOOR ASSEMBLING PROFILE-TÜR INSTALLIERUNGSPROFIL -DEUR INSTALLATIE PROFIL 	4	43x70	1930
WAP	WINDOW ASSEMBLING PROFILE-FENSTER INSTALLIERUNGSPROFIL VENSTER INSTALLATIE PROFIL 	4	43x70	1700
RCM	ROOFBEAMS CONNECTING METAL-DACHBALKEN BEFESTIGUNGSMETALLE DAKBALKEN POOLING METALEN 	2	ø6	200
WCM	WALLBEAMS CONNECTING METAL-WANDBOHLNEN BEFESTIGUNG METALLE MUURBALKEN POOLING METALEN 	18	50	50
	NAILS - NAULAT - SPIKAR  ROOFBOARDS-KATTOLAUTA-TAKBRÄDE FLOORBOARD-LATTIALAUTA-GOLVBRÄDE	565	2.5	60
	SCREWS - RUUVIT - SKRUVAR  FLOORBEAMS-LATTIAPALKIT-GOLVBJÄLKAR HALFBEAMS-PUOLEKSIPALKIT-FÖR ATT HALVA VÄGGPROFILER	150	4.5	90
	SCREWS - RUUVIT - SKRUVAR  TERRACE BOARDS-TERASSILAUTA-TERASSBRÄDE SAUNA BOARDS-SAUNA LATTIALAUTA-SAUNA GOLVBRÄDE	170	4.5	70
SJ1 SJ2	SCREW JOINT-KIERRETANKO-GÄNGSTAPP 	3 3	øM10	2200 2480
	Door-ovi-dörr (Left hand-vasen käsi-vänster hand) 1pc-kpl-st  V.P.	1	690 (700)	1900 (1900)
	Door-ovi-dörr (right-oikea käsi-höger hand) 1pc-kpl-st  ORT_ECO_KAR	1	900	1930
		1		
		1		


Pos	Bastu Jari - 70	St.	Profil (mm)	L (mm)
	<p data-bbox="295 190 1197 224">Window-ikkuna-fönster 875x1700 3pcs-kpl-st ORT_ECO_KAR_K</p>  <p data-bbox="279 672 718 705">WINDOW-IKKUNAN-FÖNSTER REHPOL</p> 	3	875	1700
	Kood Bastu Jari - 70	1	Ø760	
Kood	Bastu Jari - 70	Materjal	File Bastu Jari - 70.dwg	Leht 13



Detta är ett förslag för hur man kan placera plintarna (100- 200 mm i diamaten) för golvväggsklaget. Golvväggsklaget är med i byggsatsen, men inte plintarna. Använder man exempelvis 500-600mm långa murblock så kan man halvera antalet punkter. Lägg fuktskyddande papp mellan betong och trä

Tämä on ehdotus siitä, miten (100-200 mm läpimittaiset) jalat voidaan sijoittaa alapohjaa varten. Lattiapaikit ovat rakennussarjassa, mutta jalat ei ole. Kun käytetään esimerkiksi 500-600 mm pitkiä harkkoja, voidaan pisteiden määrä puolittaa. Aseta betonin ja puun väliin kosteudelta suojaava paperi

A proposal for placing plinths (100-200 mm in diameter) for floor beams. Floor beams are provided in the kit but plinths are not included. For example, by using 500-600 mm long masonry units, one can reduce the number of points 50%. Place cardboard between the concrete and wood to protect from moisture



House	Bastu Jari - 70	Sheet	
Drawing	Plan	Scale	1:35
Material		Date	14.12.2020
Drawer	K.K.	File	Bastu Jari - 70.dwg