

Date rev. Description

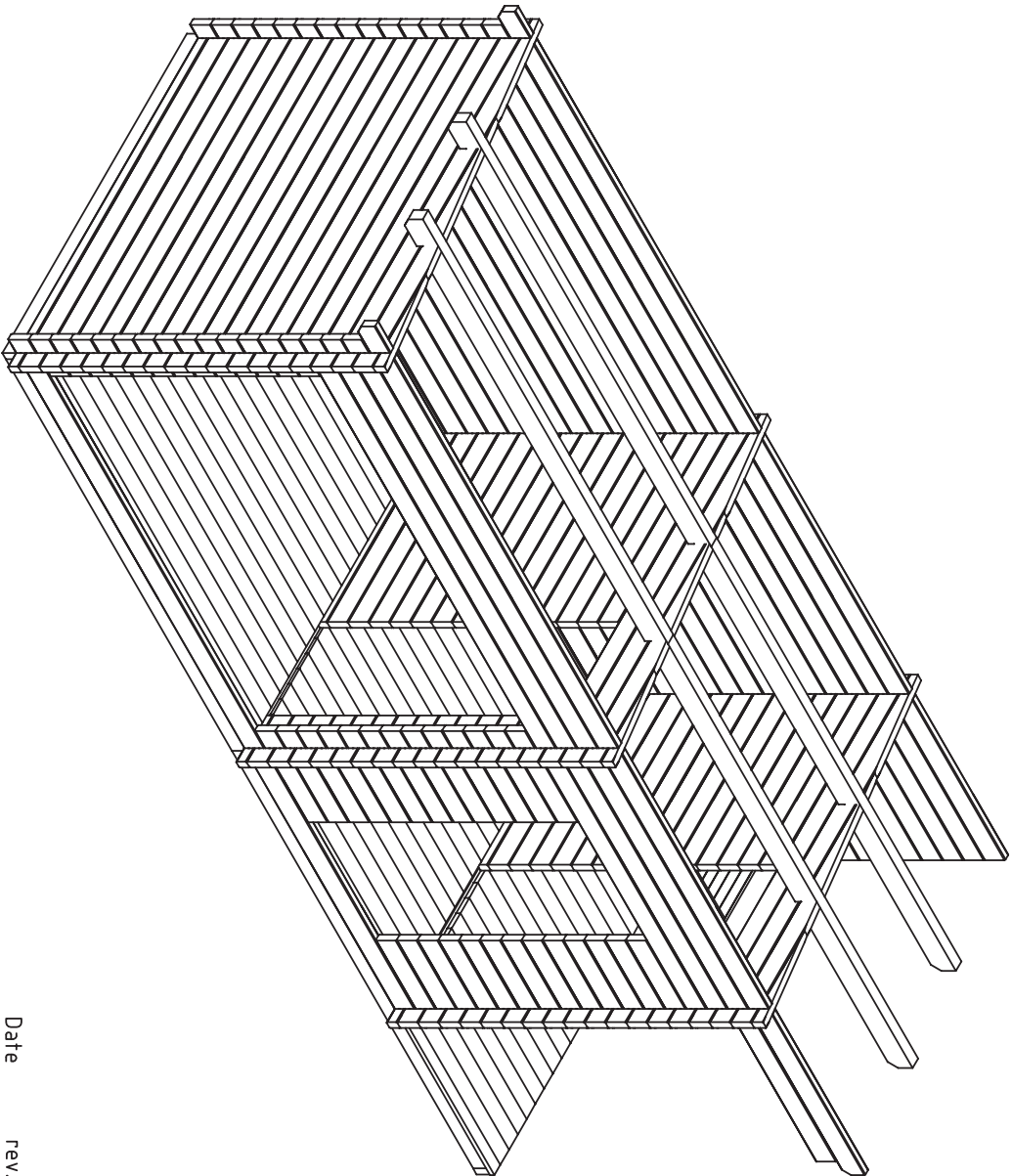
V 1.0

House	Bastu Henri - 44	Sheet	1
-------	------------------	-------	---

Drawing	3D	Scale	
---------	----	-------	--

Material	44x135	Date	26.10.2020
----------	--------	------	------------


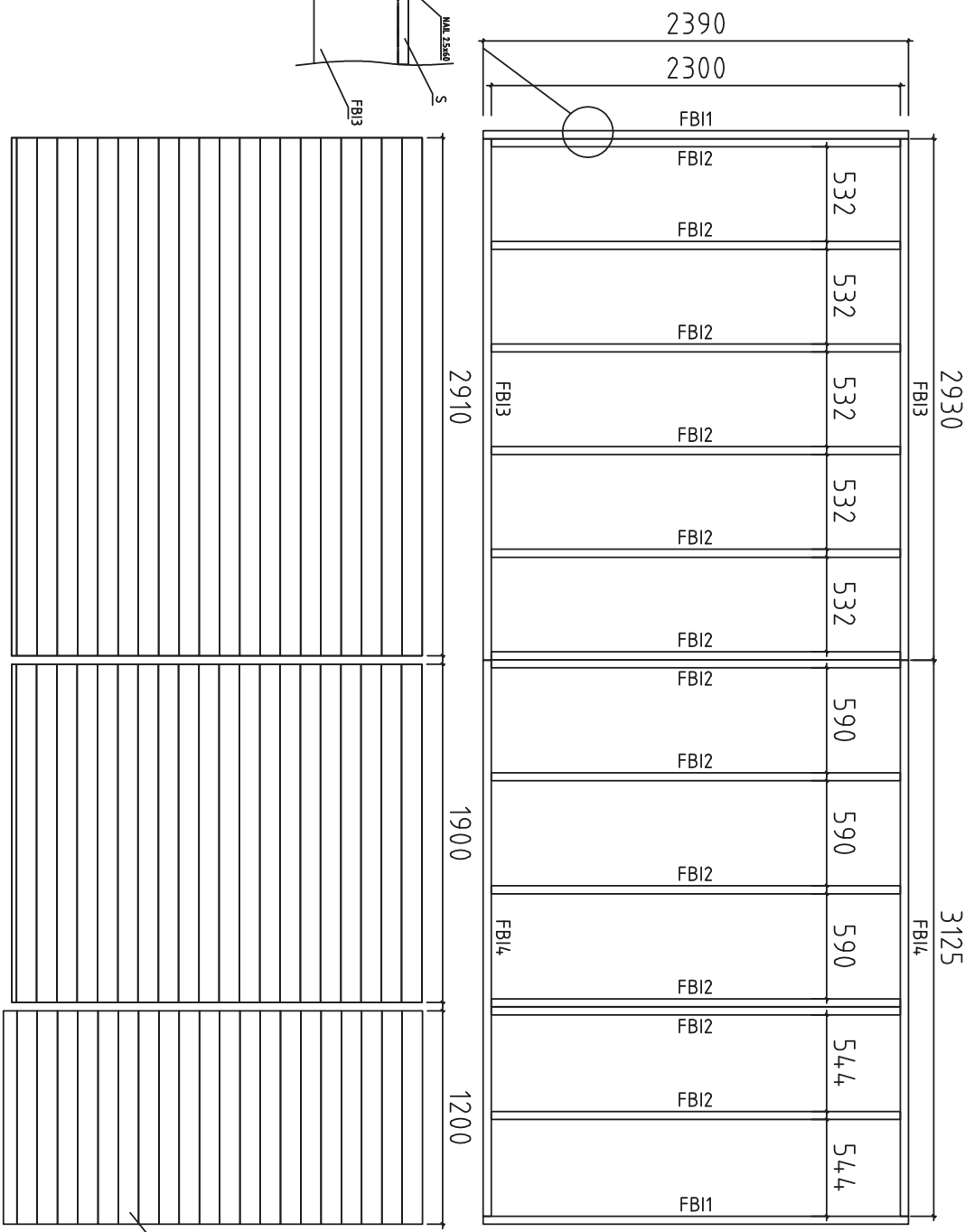
Drawer	K.K.	File	Bastu Henri - 44 3D.dwg
--------	------	------	-------------------------




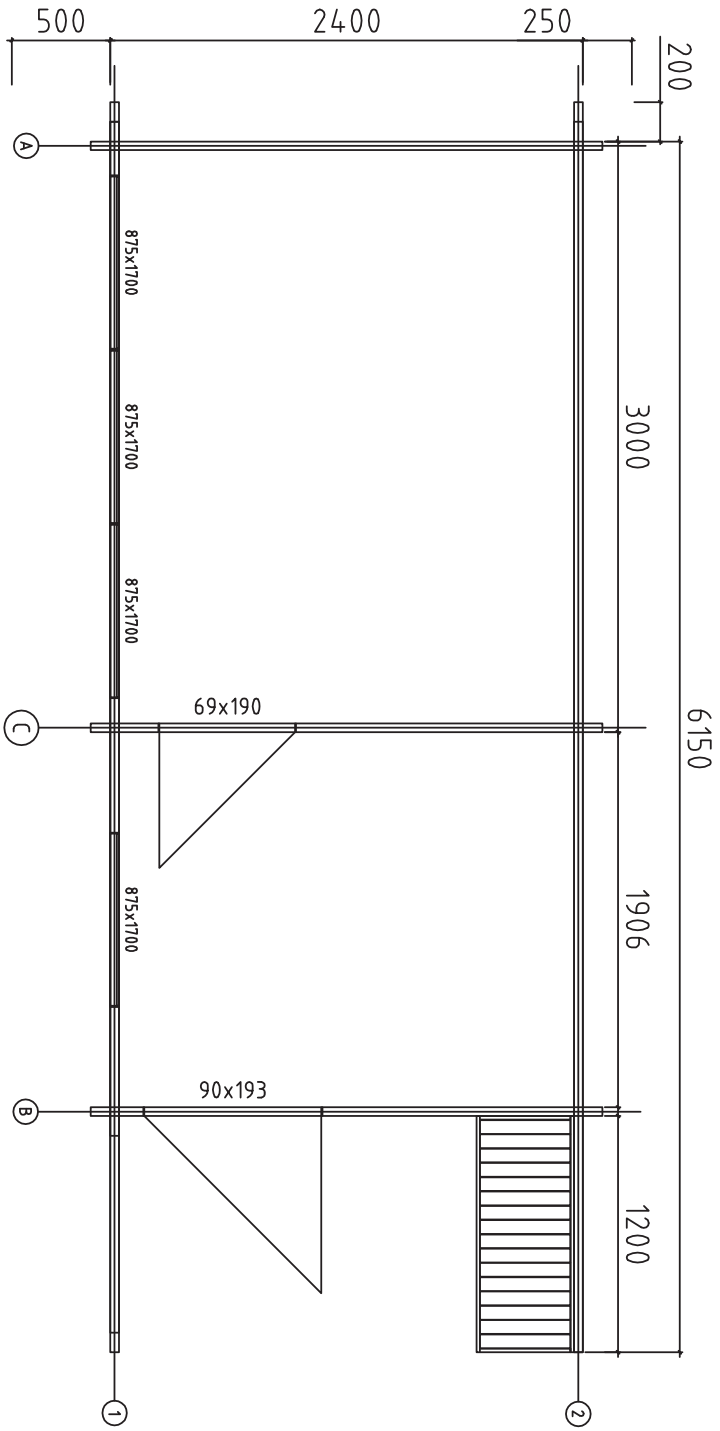
Date rev. Description

V 1.0


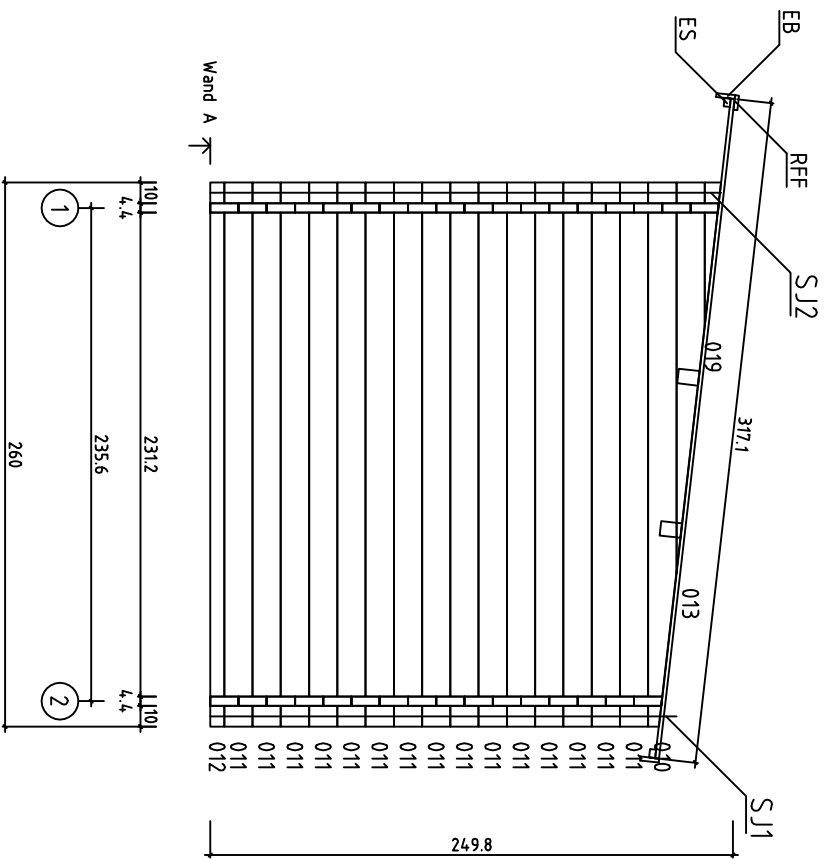
House	Bastu Henri - 44	Sheet	2
Drawing	3D	Scale	
Material	4,4x135	Date	26.10.2020
Drawer	K.K.	File	Bastu Henri - 44_3D.dwg



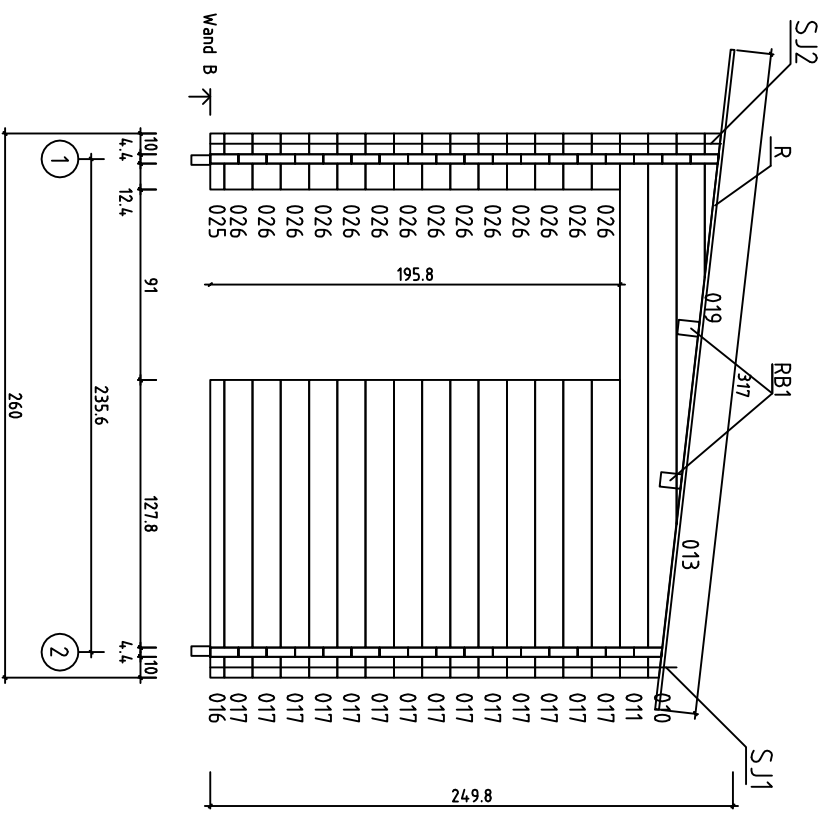
House	Bastu Henri - 44	Sheet	3
Drawing	FLOORBEAMS-LATTIAPALKIT-GOL.VBJÄLKAR	Scale	1:35
Material	4,5X90	Date	26.10.2020
Drawer	K.K.	File	Bastu Henri - 44.dwg





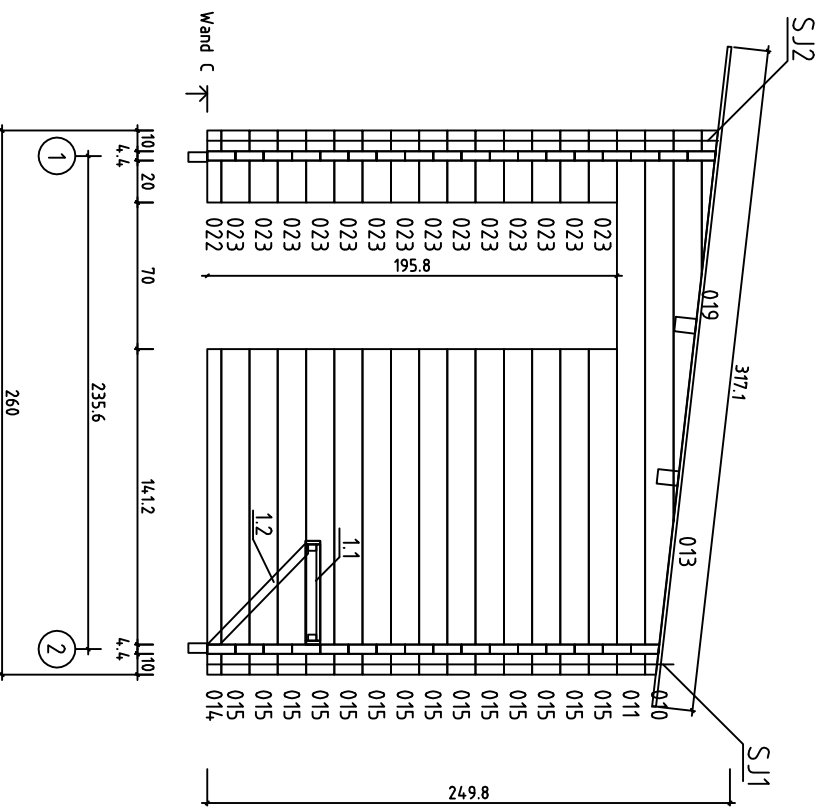
House	Bastu Henri - 44	Sheet	4
Drawing	Plan	Scale	1:35
Material	4,4x135	Date	26.10.2020
Drawer	K.K.	File	Bastu Henri - 44.dwg




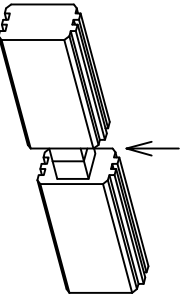
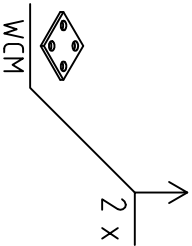
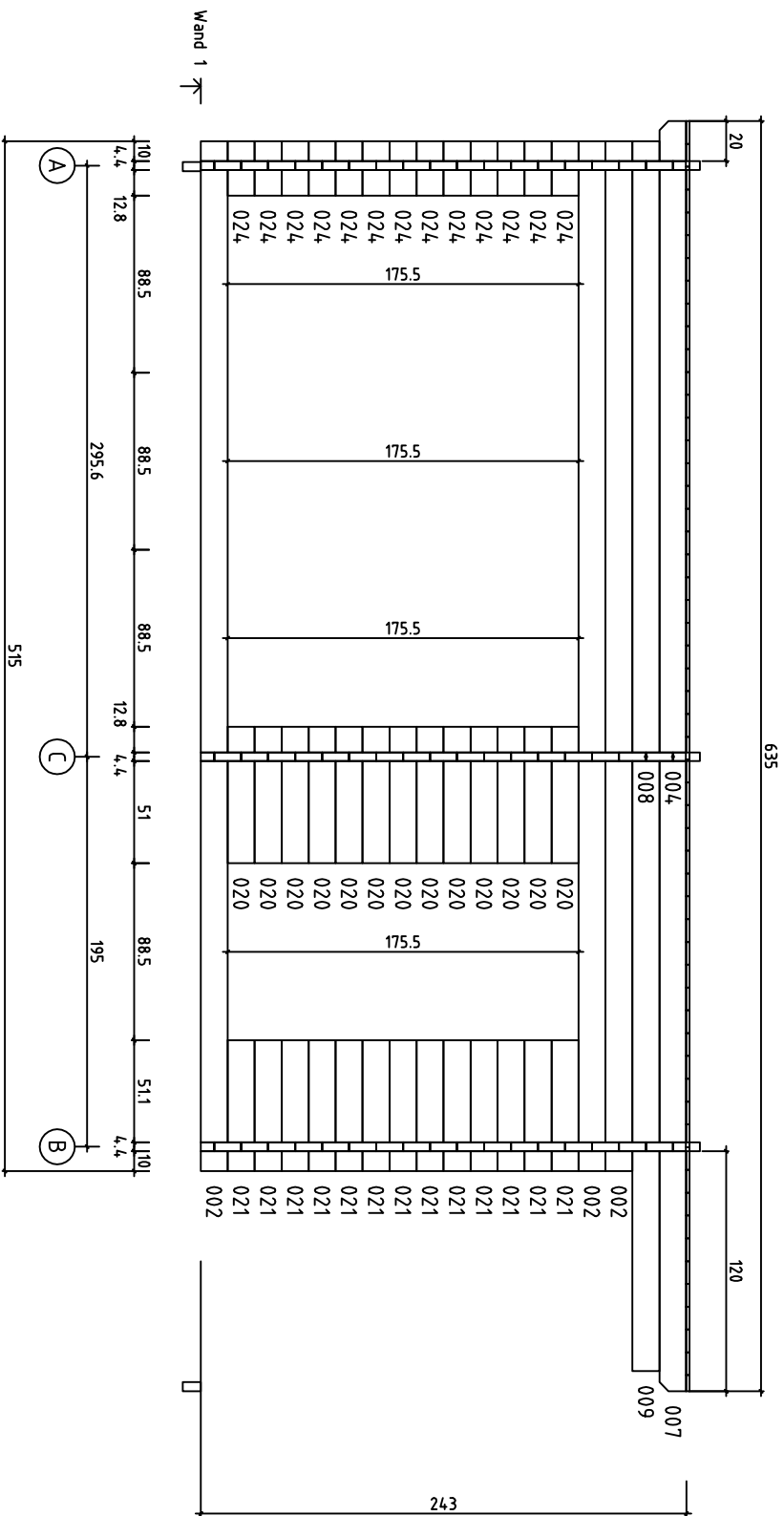
House	Bastu Henri - 4,4	Sheet	5
Drawing	WAND A	Scale	1:35
Material	4,4x13,5	Date	28.10.2020
Drawer	K.K.	File	Bastu Henri - 4,4.dwg



			
House	Bastu Henri - 4,4	Sheet	6
Drawing	WAND B	Scale	1:35
Material	4,4x13,5	Date	28.10.2020
Drawer	K.K.	File	Bastu Henri - 4,4.dwg

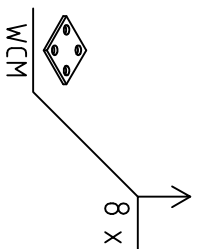
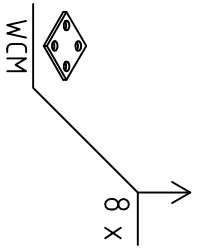
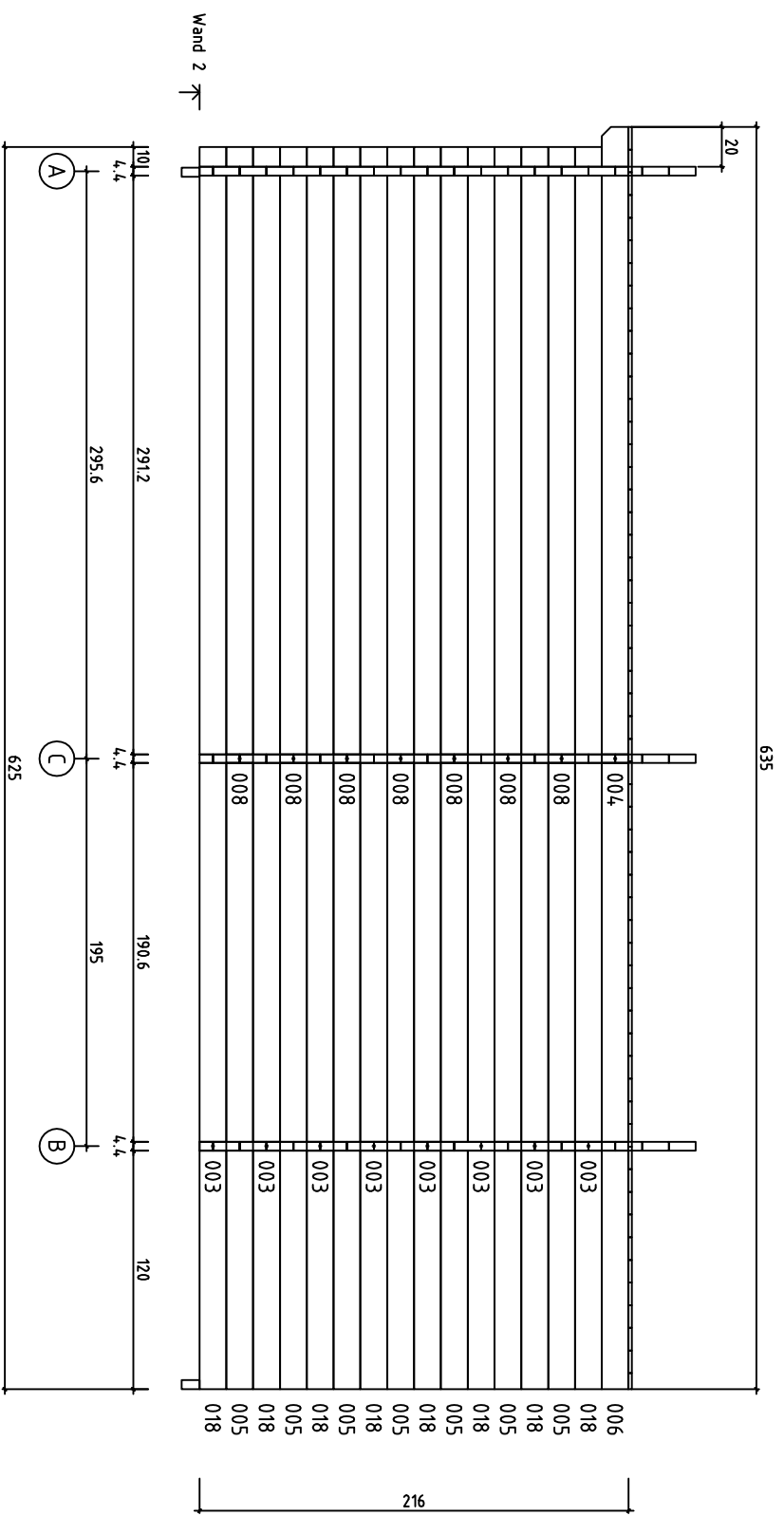



House	Bastu Henri - 4,4	Sheet	7
Drawing	WAND C	Scale	1:35
Material	4,4x13,5	Date	28.10.2020
Drawer	K.K.	File	Bastu Henri - 4,4.dwg




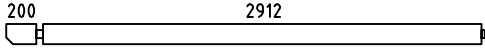
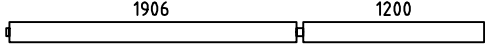


















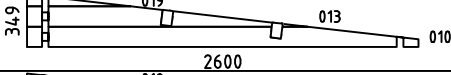
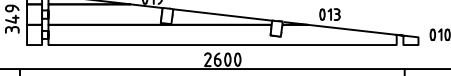


House	Bastu Henri - 4,4	Sheet	8
Drawing	WAND 1	Scale	1:35
Material	4,4x13,5	Date	28.10.2020
Drawer	K.K.	File	Bastu Henri - 4,4.dwg



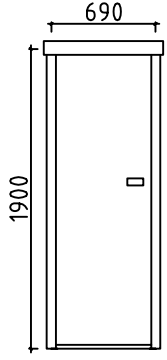
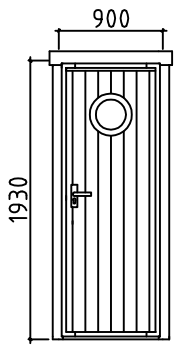
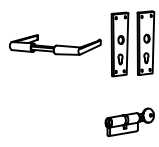
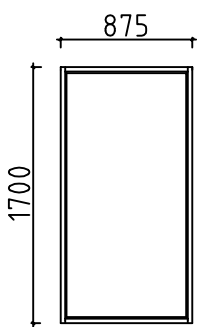
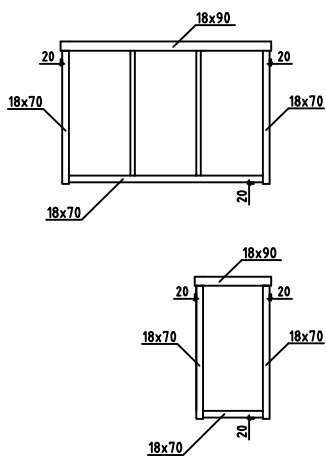
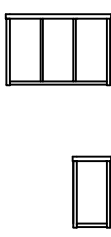


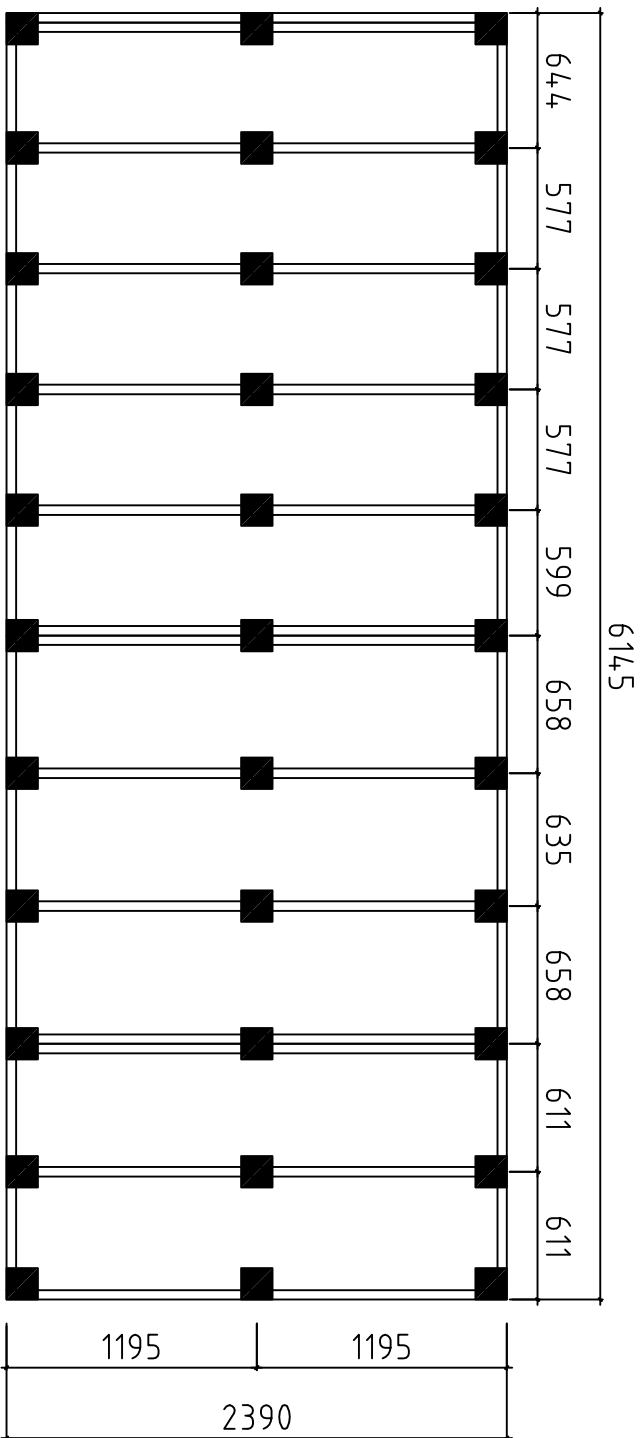


 <b>Polhus</b>		House	Bastu Henri - 4,4	Sheet	9
Drawing <b>WAND 2</b>		Scale	1:35		
Material 4,4x13,5		Date	28.10.2020		
Drawer K.K.	File Bastu Henri - 4,4.dwg				

Pos	Bastu Henri - 44	St.	Profil (mm)	L (mm)		
001	EXTRA PROFILE 	1	44x135	5150		
002		3	44x135	5150		
003		8	44x135	5028		
004		2	44x135	3178		
005		7	44x135	3172		
006		1	44x135	3172		
007		1	44x135	3172		
008		8	44x135	3078		
009		1	44x135	3072		
011		17	44x135	2600		
012		1	44x68	2600		
014		1	44x68	1556		
015		14	44x135	1556		
016		1	44x68	1423		
017		14	44x135	1423		
018		8	44x135	1222		
020		13	44x135	683		
021		13	44x135	654		
022		1	44x68	344		
023		14	44x135	344		
024		13	44x135	273		
025		1	44x68	268		
026		14	44x135	268		
WA-1		1	44x349	2600		
WB-1		1	44x349	2600		
Kood	Bastu Henri - 44	Materjal	File	Bastu Henri - 44.dwg	Leht	10

Pos	Bastu Henri - 44		St.	Profil (mm)	L (mm)	
WC-1			1	44x349	2600	
	BOARD FOR ASSEMBLING - ASENNUSLAUTA - SLAGBRÄDE		2	44x135	300	
FBI4	FLOORBEAMS-LATTIAPALKIT-GOLVBJÄLKAR 	IMM	2	45x90	3125	
FBI3	FLOORBEAMS-LATTIAPALKIT-GOLVBJÄLKAR 	IMM	2	45x90	2930	
FBI1	FLOORBEAMS-LATTIAPALKIT-GOLVBJÄLKAR 	IMM	2	45x90	2390	
FBI2	FLOORBEAMS-LATTIAPALKIT-GOLVBJÄLKAR 	IMM	12	45x90	2300	
RB1	ROOFBEAMS-KATTOPALKI-TAKASAR 		2	70x140	3178	
RB2	ROOFBEAMS-KATTOPALKI-TAKASAR 		2	70x140	3172	
S	SAUNA BOARDS-SAUNA LATTIALAUTA-SAUNA GOLVBRÄDE		21+1	114x28	2910	
F	FLOORBOARD-LATTIALAUTA-GOLVBRÄDE	88mm or -tai- eller 114mm	28+1 21+1	18x88 18x114	1900	
T	TERRACE BOARD-TERASSILAUTA-TERASSBRÄDE	IMM	21+1	114x28	1200	
R	ROOFBOARDS-KATTOLAUTA-TAKBRÄDE	88mm or -tai- eller 114mm	73+1 56+1	18x88 18x114	3170	
FF	SKIRTING SLAT-LATTIALISTA-GOLVLIST			18x35	19.0	
GB	GABLE BOARDS-KAAPELILAUTA-GAVELBRÄDA		2	18x120	3270	
EB	EAVE BOARD-RÄYSTÄSLAUTA-TAKFOTSBRÄDE		2	18x90	3175	
ES	EAVE SLAT-RÄYSTÄSLISTA-TAKFOTSLIST		2	30x40	3175	
RFF	ROOF FELT FILLET-KAAPELILAUDAN PEITELAUTA BRÄDE OVANPÅ GAVELBRÄDE		2 2	18x70 18x70	3175 3270	
1.1			1	70x49.6	1200	
1.2			1	43x43	680	
	NAILS - NAULAT - SPIKAR		ROOFBOARDS-KATTOLAUTA-TAKBRÄDE SAUNA BOARDS-SAUNA LATTIALAUTA-SAUNA GOLVBRÄDE	415	2.5	60
	SCREWS - RUUVIT - SKRUVAR		FLOORBEAMS-LATTIAPALKIT-GOLVBJÄLKAR HALFBEAMS-PUOLEKSIPALKIT-FÖR ATT HALVA VÄGGPROFILER	72	3.5	35
	SCREWS - RUUVIT - SKRUVAR		FLOORBEAMS-LATTIAPALKIT-GOLVBJÄLKAR HALFBEAMS-PUOLEKSIPALKIT-FÖR ATT HALVA VÄGGPROFILER	56	4.5	90
	SCREWS - RUUVIT - SKRUVAR		TERRACE BOARDS-TERASSILAUTA-TERASSBRÄDE SAUNA BOARDS-SAUNA LATTIALAUTA-SAUNA GOLVBRÄDE	240	4.5	70
RCM	ROOFBEAMS CONNECTING METAL-DACHBALKEN BEFESTIGUNGSMETALLE DAKBALKEN POOLING METALEN		2	ø6	200	
WCM	WALLBEAMS CONNECTING METAL-WANDBOHLN BEFESTIGUNG METALLE MUURBALKEN POOLING METALEN		18	50	50	
Kood	Bastu Henri - 44	Materjal	File	Bastu Henri - 44.dwg	Leht	11


Pos	Bastu Henri - 44	St.	Profil (mm)	L (mm)
SJ1	SCREW JOINT-KIERRETANKO-GÄNGSTAPP 	3	ØM10	2220
SJ2	SCREW JOINT-KIERRETANKO-GÄNGSTAPP 	3	ØM10	2500
	<p>Door-ovi-dörr (Left hand-vasen käsi-vänster hand) 1pc-kpl-st</p>  <p>V.P.</p>	1	690 (700)	1900 (1900)
	<p>Door-ovi-dörr (right-oikea käsi-höger hand) 1pc-kpl-st</p>  <p>ORT_ECO_KAR</p> 	1	900	1930
	<p>Window-ikkuna-fönster 875x1700 4pcs-kpl-st ORT_ECO_KAR</p>   	4	875	1700
Kood	Bastu Henri - 44	Materjal	File	Bastu Henri - 44.dwg
			Leht	12



Detta är ett förslag för hur man kan placera plintarna (100- 200 mm i diamater) för golvvägglaget. Golvväggarna är med i byggsatsen, men inte plintarna. Använder man exempelvis 500-600mm långa murblock så kan man halvera antalet punkter. Lägg fuktskyddande papp mellan betong och trä

Tämä on ehdotus siitä, miten (100-200 mm läpimittaiset) jalat voidaan sijoittaa alapohjaa varten. Lattiapakit ovat rakennussarjassa, mutta jalat ei ole. Kun käytetään esimerkiksi 500-600 mm pitkiä harkkoja, voidaan pisteiden määrä puolittaa. Aseta betoniin ja puun väliin kosteudelta suojaava paperi

A proposal for placing plinths (100-200 mm in diameter) for floor beams. Floor beams are provided in the kit but plinths are not included. For example, by using 500-600 mm long masonry units, one can reduce the number of points 50%. Place cardboard between the concrete and wood to protect from moisture



**Polhus**

House	Bastu Henri - 44	Sheet	
Drawing	Plan	Scale	1:35
Material		Date	26.10.2020
Drawer	K.K.	File	Bastu Henri - 44.dwg