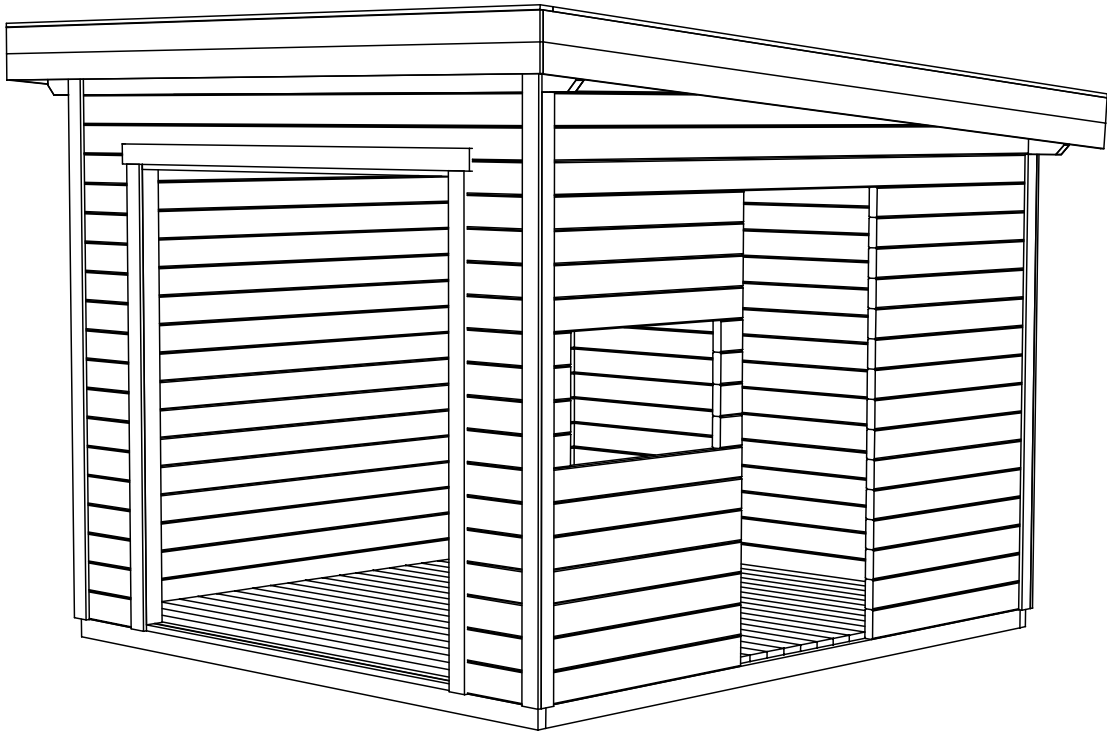


Linus

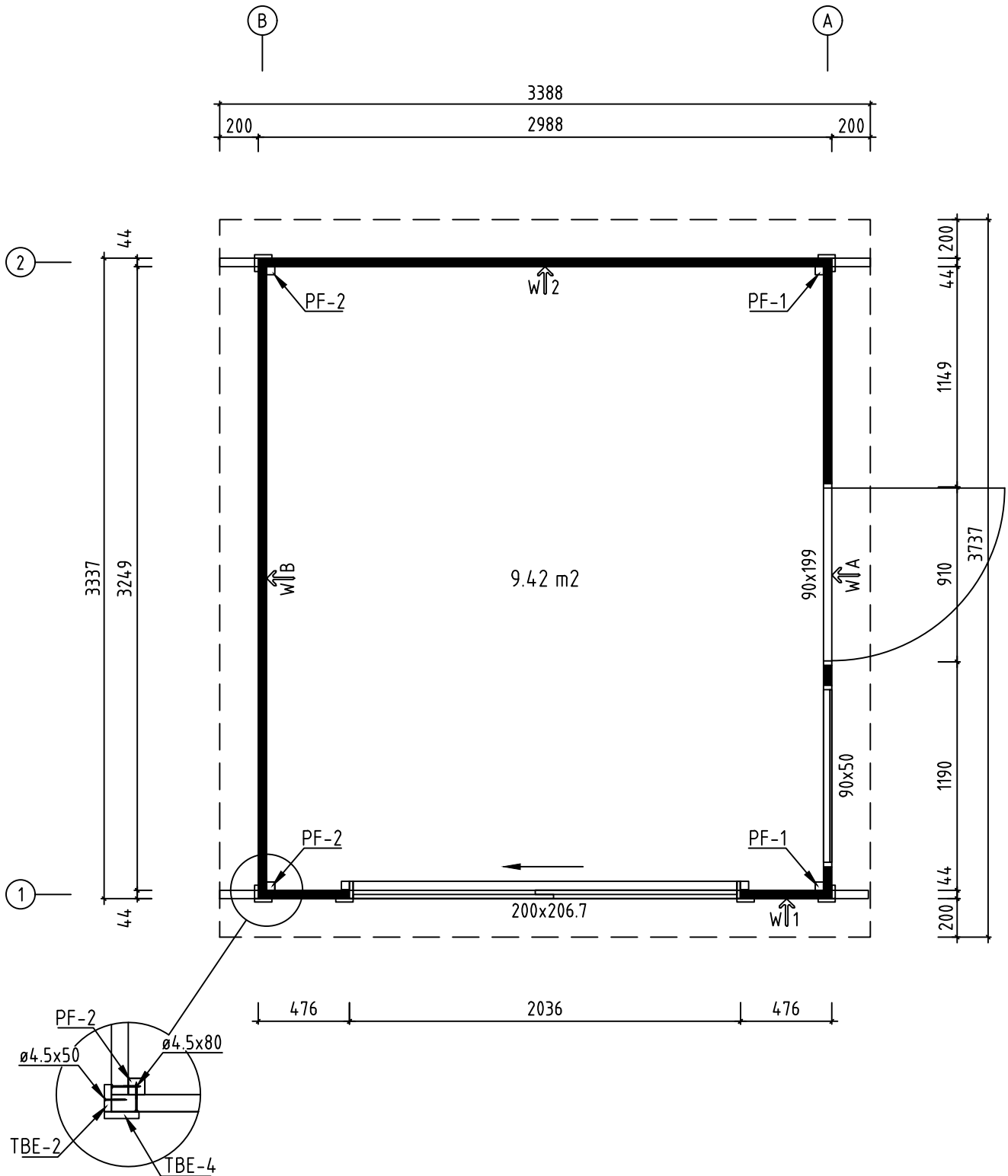
P3330/44-Linus



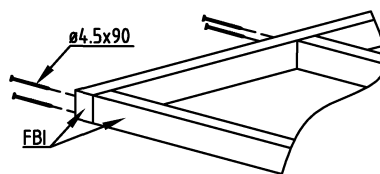
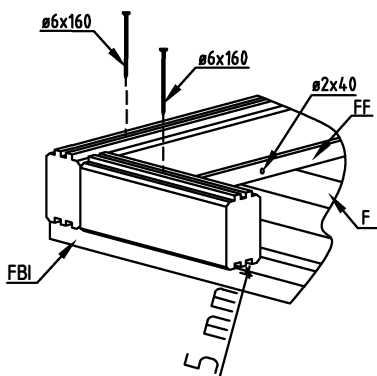
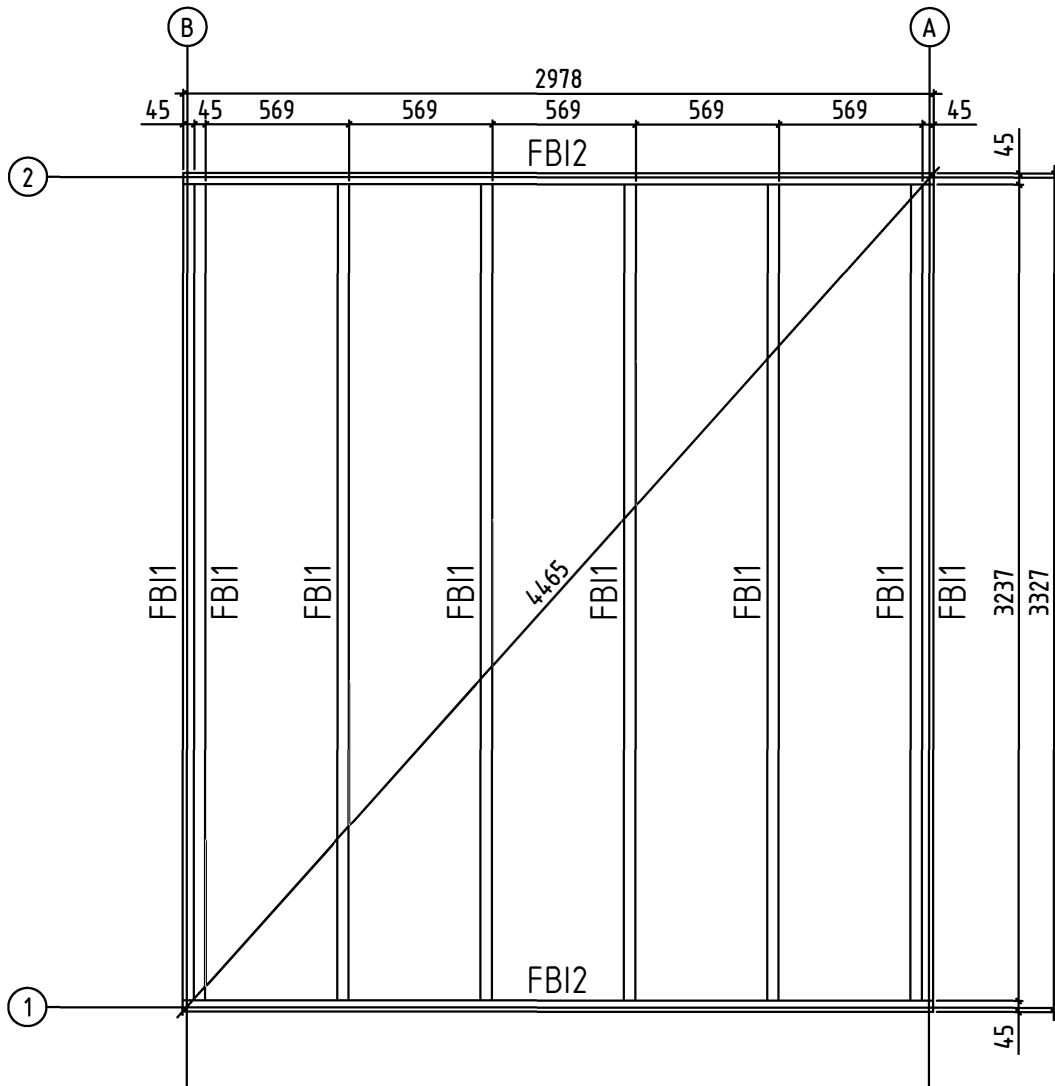
P Max 250 kg/m²

Name-Name-Nom-Titel Linus 44	Page-Seite-Page-Sida 1
View-Aussicht-Vue-Utsikt 3D	
Material-Material-Matériau-Material 44x135	Scale-Maßstab-Echelle-Skala 1:30
Drafter-Zeichner-Rédacteur-Föredragande EJ	Date-Datum-Date-Datum 07.01.2022

H = 0.150 m
 TOTAL: 9.42 m²



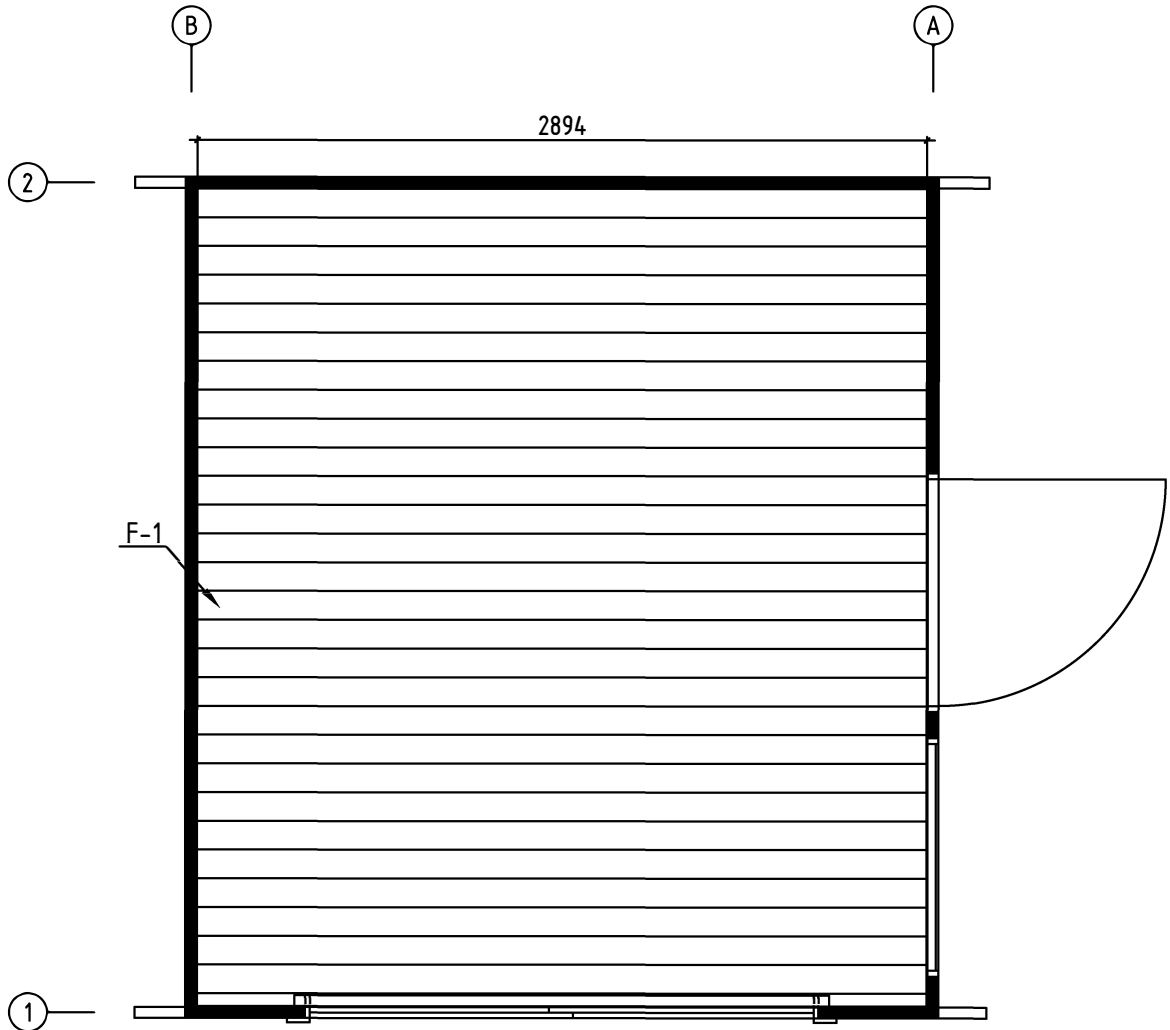
Name-Name-Nom-Titel Linus 44	Page-Seite-Page-Sida 2
View-Aussicht-Vue-Utsikt GROUNDPLAN - GRUNDPLAN - PLAN DE MASSE - PLANRITNING	
Material-Material-Matériel-Material 44x135	Scale-Maßstab-Echelle-Skala 1:30
Drafter-Zeichner-Rédacteur-Föredragande EJ	Date-Datum-Date-Datum 07.01.2022



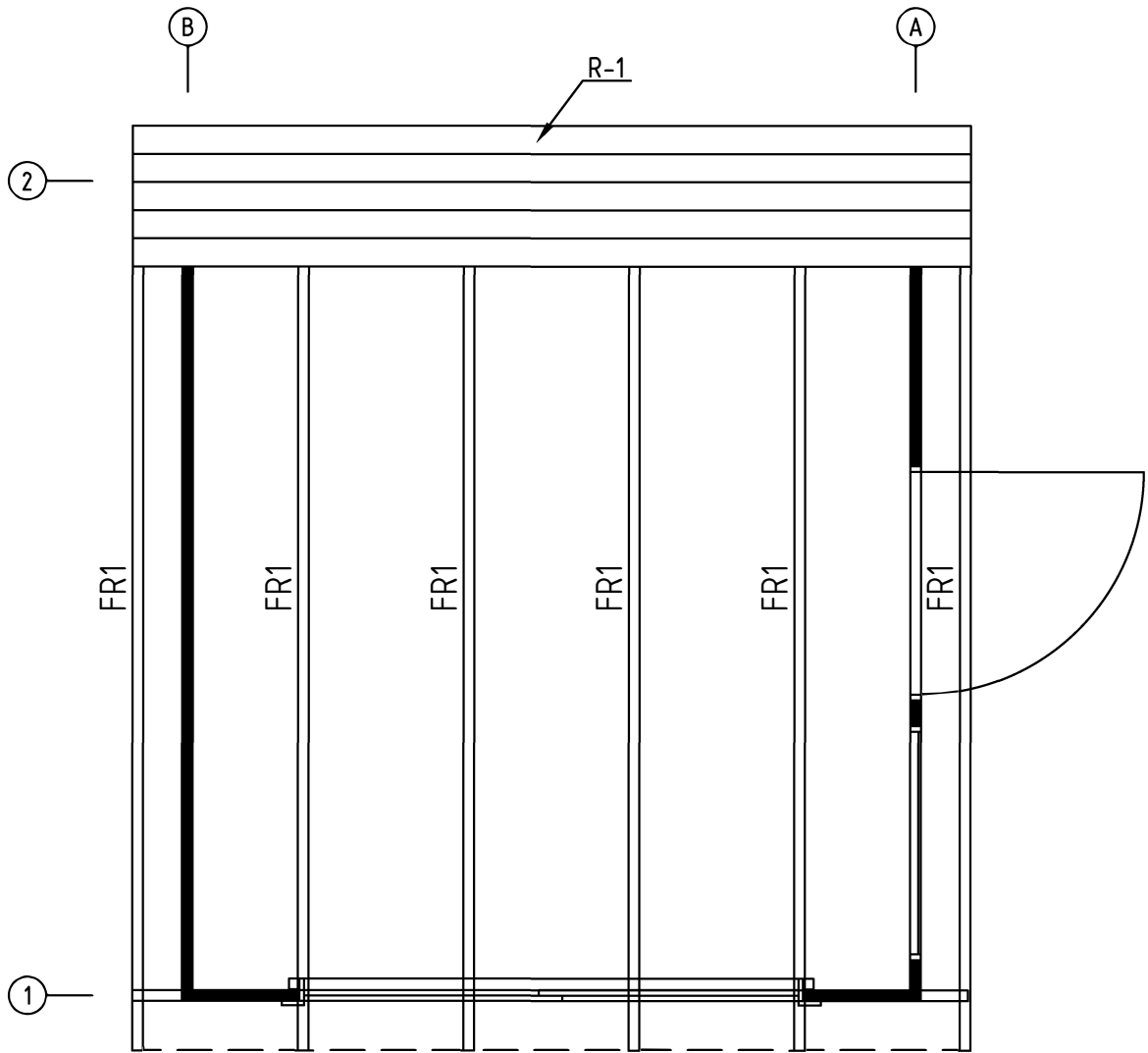
Name-Name-Nom-Titel Linus 44	Page-Seite-Page-Sida 3
View-Aussicht-Vue-Utsikt FOUNDATION - FUNDAMENT - FONDATION - GOLVBÄLKAR	
Material-Material-Matériel-Material 44x135	Scale-Maßstab-Echelle-Skala 1:30
Drafter-Zeichner-Rédacteur-Föredragande EJ	Date-Datum-Date-Datum 07.01.2022

ALU op.1

Lay floor boards before installing doors
Fussbodenbretter verlegen vor Montage von ALU-Türen

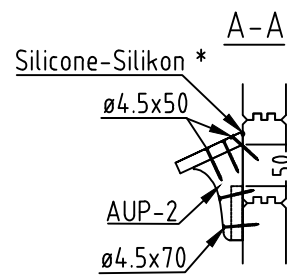
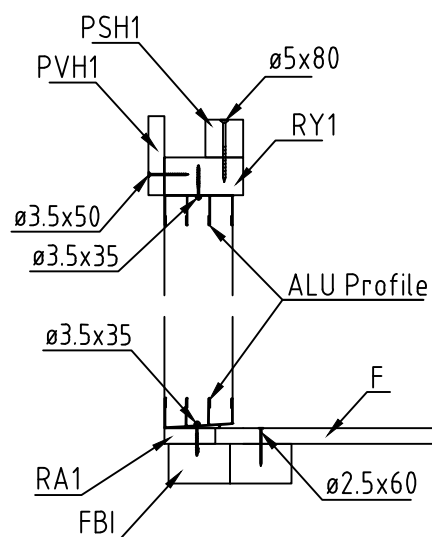
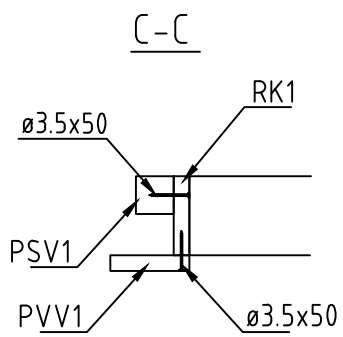
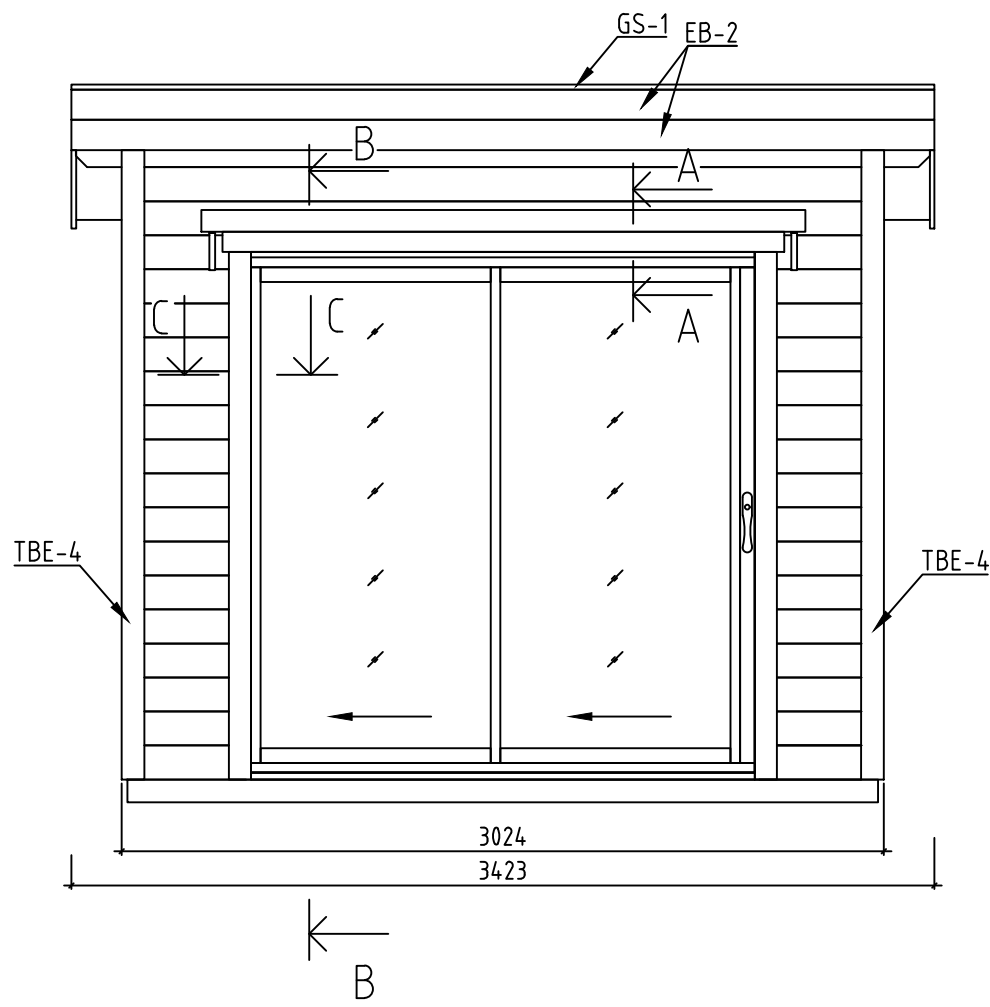
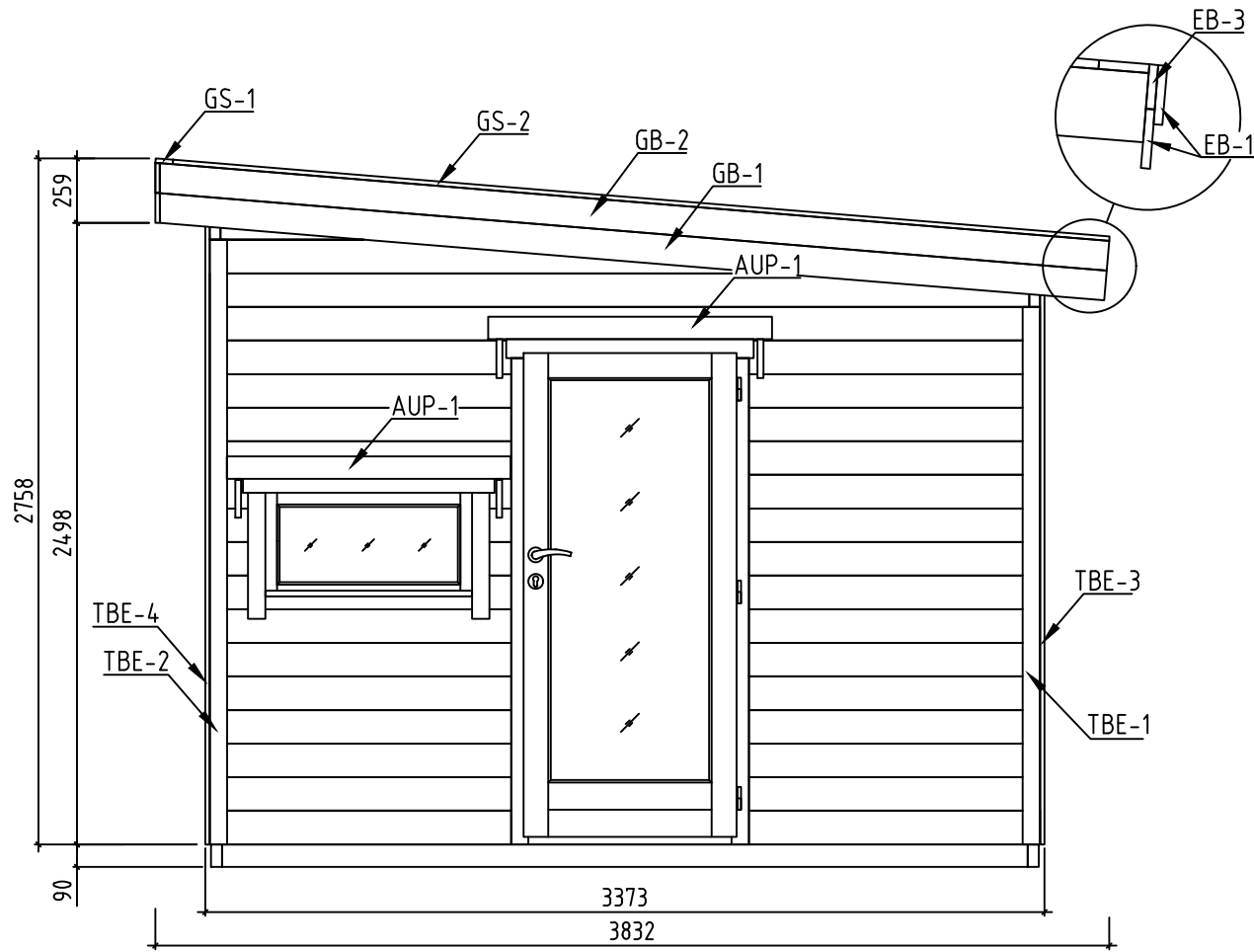


Name-Name-Nom-Titel Linus 44	Page-Seite-Page-Sida 4
View-Aussicht-Vue-Utsikt FLOOR BOARDS-FUSSBODENBRETTER-LAME DE PLANCHER-GOLVBRÄDOR	
Material-Material-Matériel-Material 44x135	Scale-Maßstab-Echelle-Skala 1:30
Drafter-Zeichner-Rédacteur-Föredragande EJ	Date-Datum-Date-Datum 07.01.2022



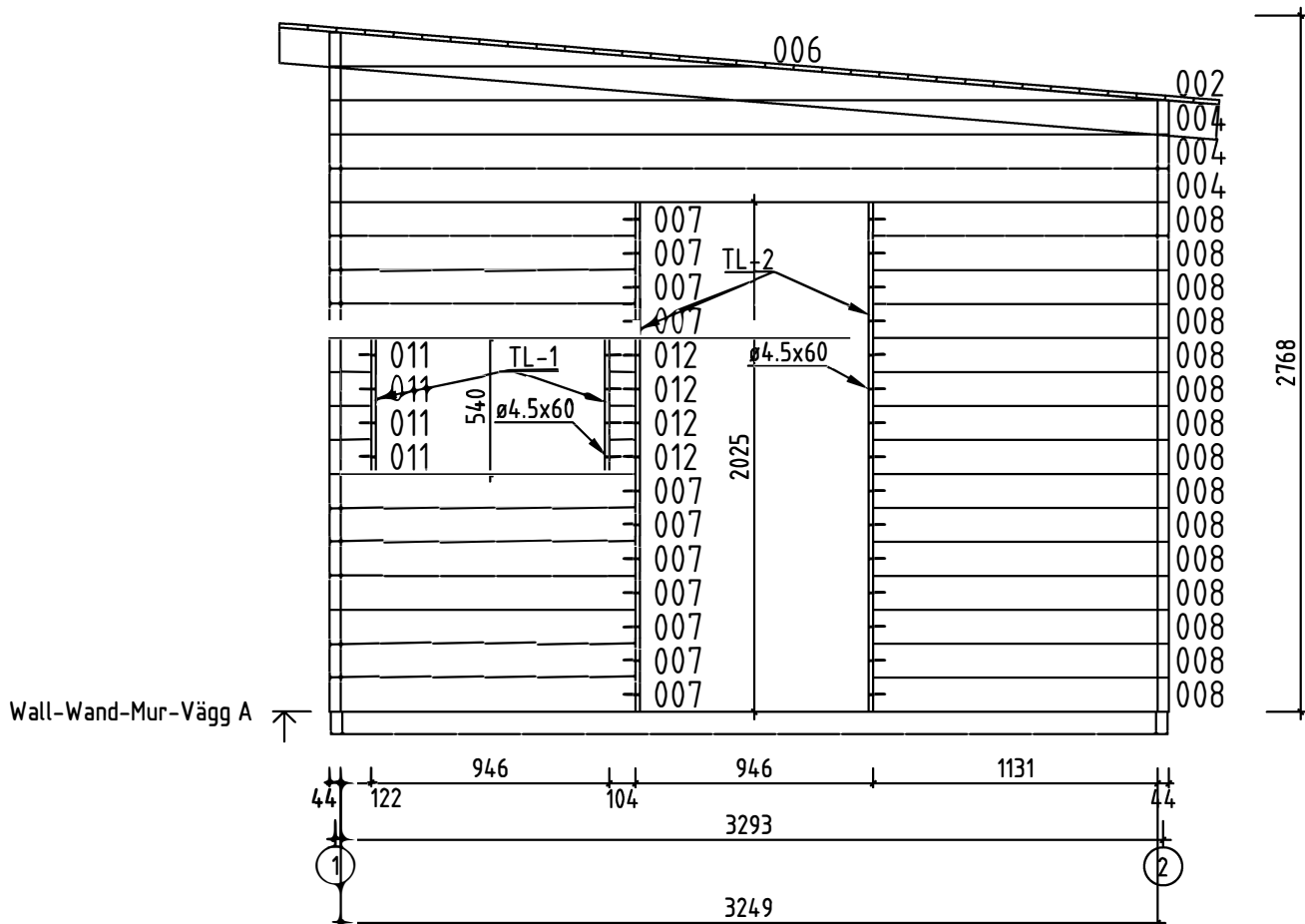
P Max 250 kg/m²

Name-Name-Nom-Titel Linus 44	Page-Seite-Page-Sida 5
View-Aussicht-Vue-Utsikt RAFTERS PLAN-DÄCHSPARREN-PLAN DE CHEVRON-PLAN ÖVER TAKSPARRE	Scale-Maßstab-Echelle-Skala 1:30
Material-Material-Matériel-Material 44x135	Date-Datum-Date-Datum 07.01.2022
Drafter-Zeichner-Rédacteur-Föredragande EJ	

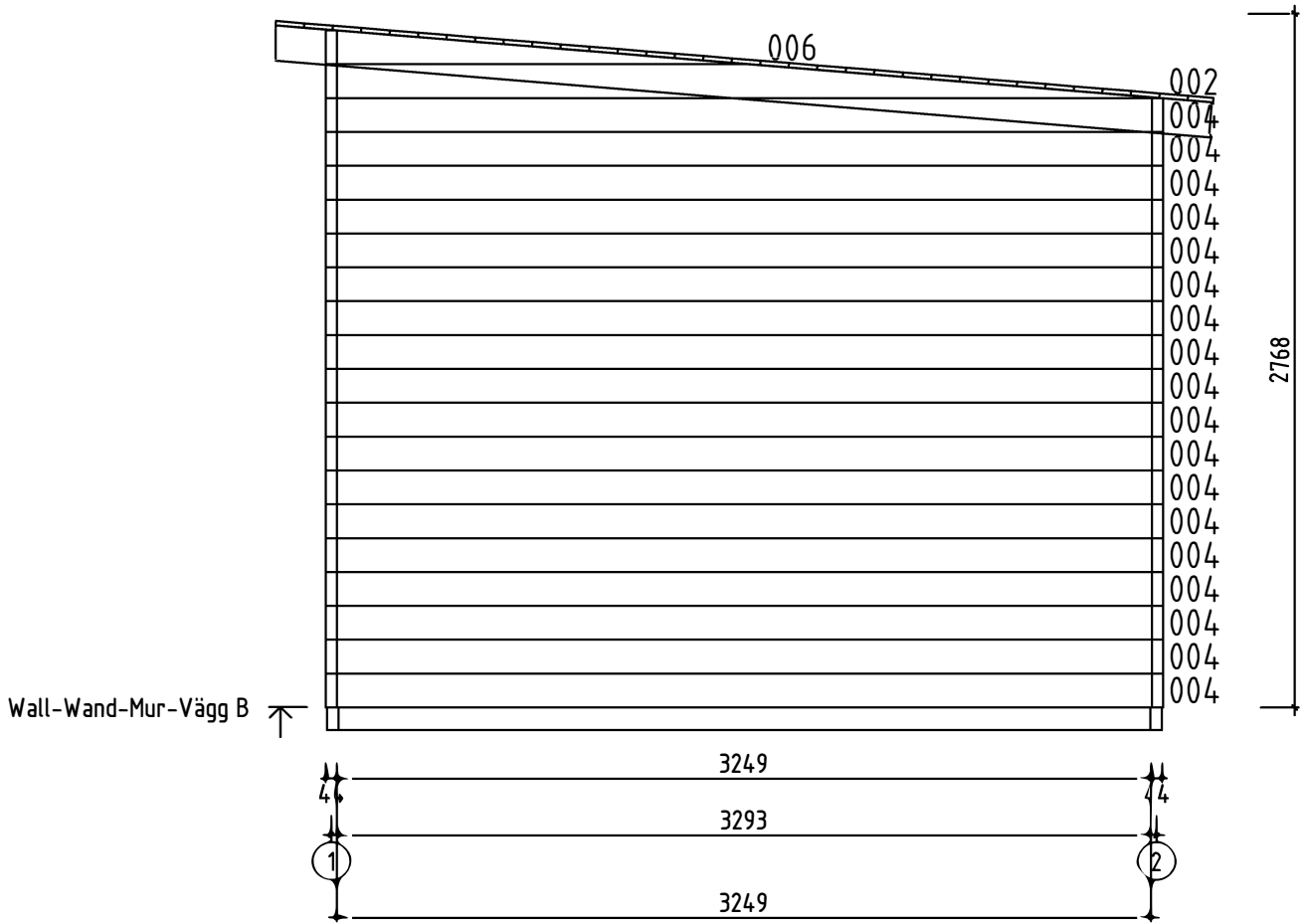


* Does not belong to the delivery set - Gehört nicht zum Lieferumfang - Pas inclus dans l'ensemble - Ingår inte i huspaketet

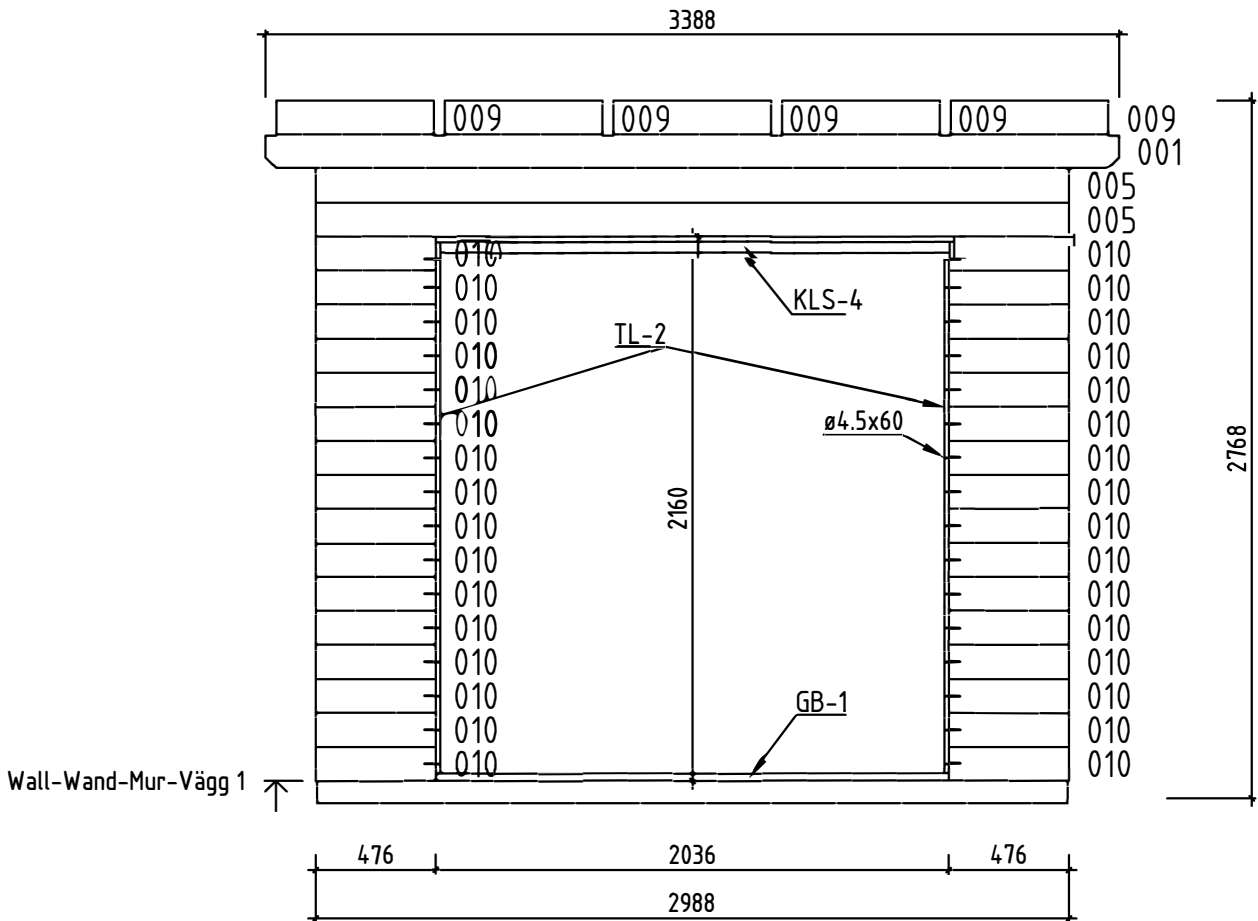
Name-Name-Nom-Titel Linus 44	Page-Seite-Page-Sida 6
View-Aussicht-Vue-Utsikt Pohjaplaan	1:30
Material-Material-Matériau-Material 44x135	Scale-Maßstab-Echelle-Skala
Drafter-Zeichner-Rédacteur-Föredragande EJ	Date-Datum-Date-Datum 07.01.2022
Linus 44.dwg	



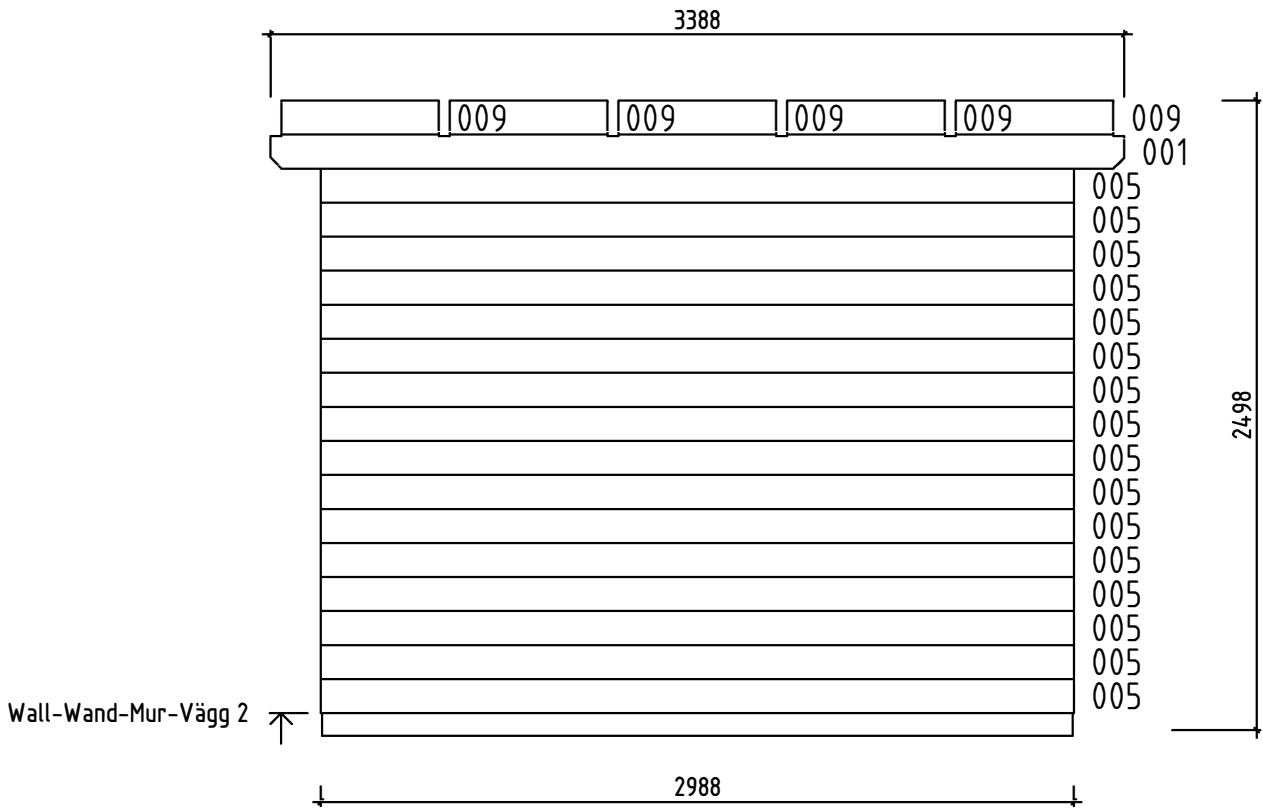
Name-Name-Nom-Titel Linus 44	Page-Seite-Page-Sida 7
View-Aussicht-Vue-Utsikt Wall-Wand-Mur-Vägg A	
Material-Material-Matériel-Material 4.4x13.5	Scale-Maßstab-Echelle-Skala 1:30
Drafter-Zeichner-Rédacteur-Föredragande EJ	Date-Datum-Date-Datum 07.01.2022













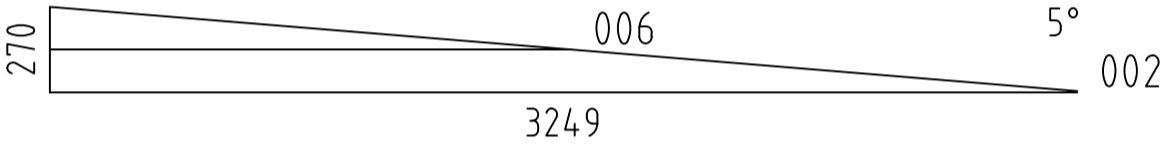
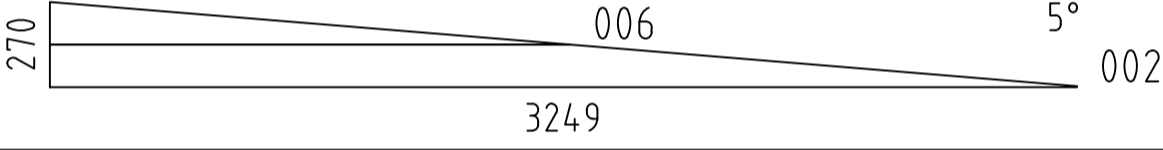













Name-Name-Nom-Titel Linus 44	Page-Seite-Page-Sida 8
View-Aussicht-Vue-Utsikt Wall-Wand-Mur-Vägg B	
Material-Material-Matériel-Material 4.4x13.5	Scale-Maßstab-Echelle-Skala 1:30
Drafter-Zeichner-Rédacteur-Föredragande EJ	Date-Datum-Date-Datum 07.01.2022

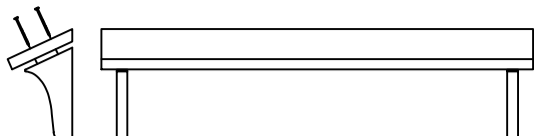
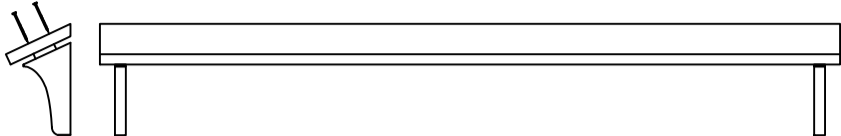
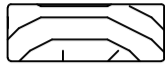


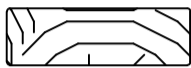










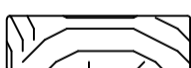











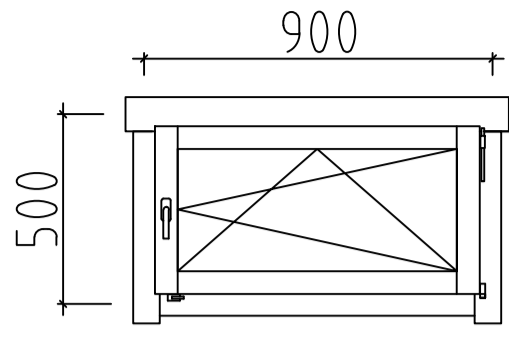
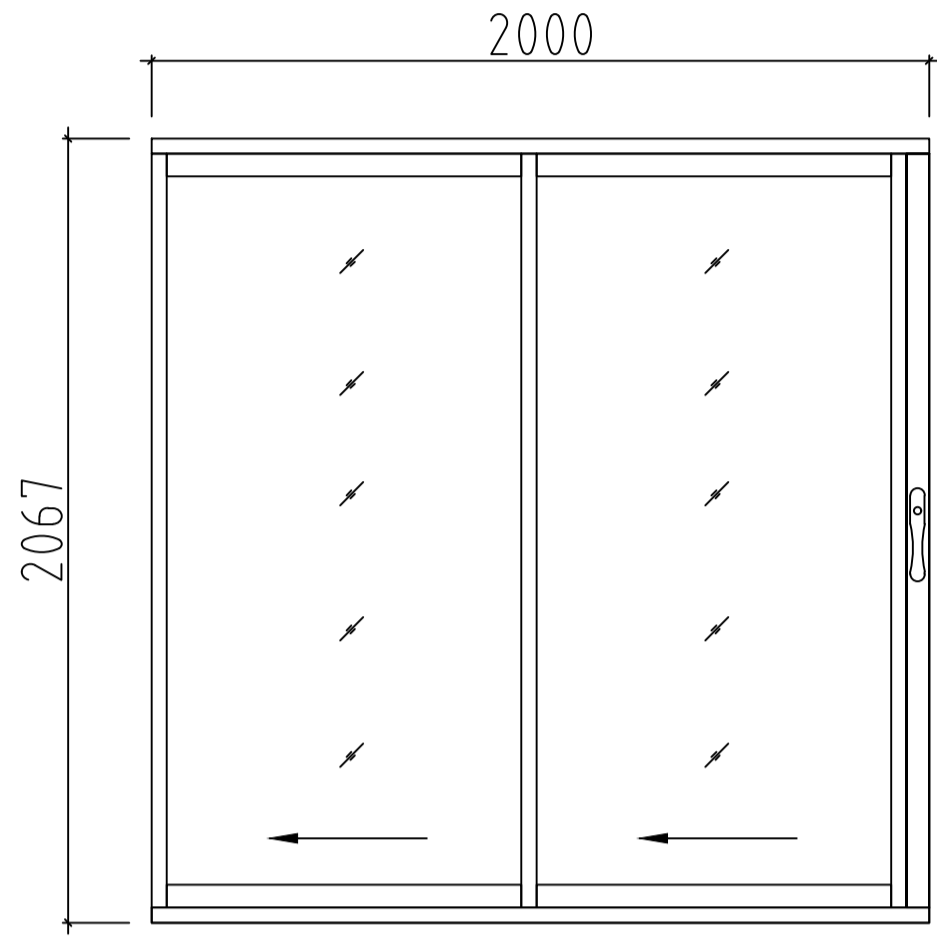
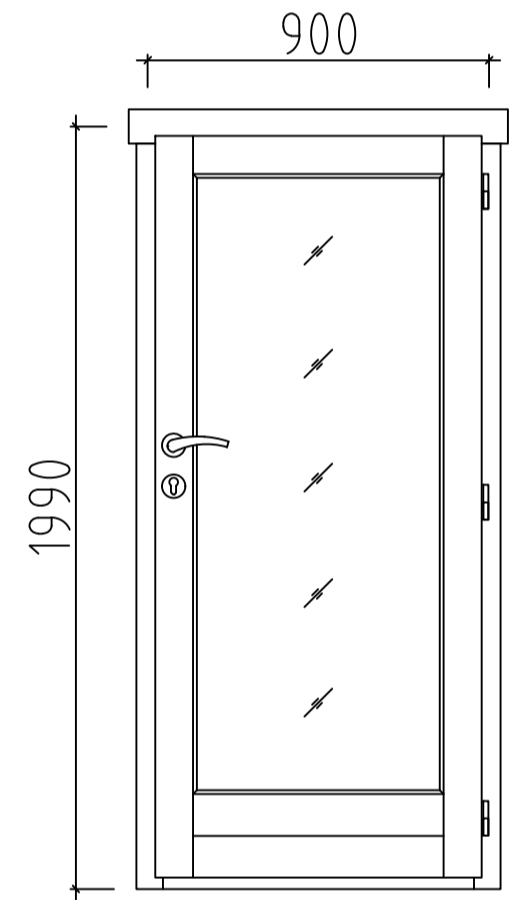
Name-Name-Nom-Titel Linus 44	Page-Seite-Page-Sida 9
View-Aussicht-Vue-Utsikt Wall-Wand-Mur-Vägg 1	
Material-Material-Matériel-Material 4.4x13.5	Scale-Maßstab-Echelle-Skala 1:30
Drafter-Zeichner-Rédacteur-Föredragande EJ	Date-Datum-Date-Datum 07.01.2022



Name-Name-Nom-Titel Linus 44	Page-Seite-Page-Sida 10
View-Aussicht-Vue-Utsikt Wall-Wand-Mur-Vägg 2	
Material-Material-Matériel-Material 4.4x13.5	Scale-Maßstab-Echelle-Skala 1:30
Drafter-Zeichner-Rédacteur-Föredragande EJ	Date-Datum-Date-Datum 07.01.2022

Pos	4457221 Piece list - Stückliste - Liste des pieces - Delförteckning	Q.	P (mm)	L (mm)
001		2	44x135	3388
003	SPARE BEAM-ERZATZBOHLE-FAISCEAU DE RECHANGE-RESERVDEL 	1	44x135	3249
004		21	44x135	3249
005		18	44x135	2988
007		11	44x135	1172
008		15	44x135	1131
009		10	44x135	626
010		32	44x135	476
011		4	44x135	122
012		4	44x135	104
WA-1		1		
WB-1		1		
FBI1	FOUNDATION - FUNDAMENT - FONDATION - GOLVBJÄLKAR (IMM) 	8	45x90	3237
FBI2	FOUNDATION - FUNDAMENT - FONDATION - GOLVBJÄLKAR (IMM) 	2	45x90	2978
FR1	RAFTER - DACHSPARREN - CHEVRON - TAKBJÄLKE 	6	43x140	3750
RA1	COVERING MOULDING - DECKUNGSPROFIL - PROFILS DE FINITION (IMM) 	1	28x43	2036
RY1	COVERING MOULDING - DECKUNGSPROFIL - PROFILS DE FINITION 	1	43x90	2000
RK1	COVERING MOULDING - DECKUNGSPROFIL - PROFILS DE FINITION 	2	18x90	2110
PVH1	FASCIA BOARDS - ZIERLEISTEN - BAGUETTE DE BORDURE 	1	90x18	2240
PVV1	FASCIA BOARDS - ZIERLEISTEN - BAGUETTE DE BORDURE 	2	90x18	2118
PSH1	FASCIA BOARDS - ZIERLEISTEN - BAGUETTE DE BORDURE 	1	43x43	2130
PSV1	FASCIA BOARDS - ZIERLEISTEN - BAGUETTE DE BORDURE 	2	43x43	2110
F-1	FLOOR BOARDS-FUSSBODENBRETTER-LAME DE PLANCHER-GOLVBRÄDOR 	29+1	114x28	2894
R-1	ROOF BOARDS - DACHBRETTER - VOLIGES - TAKBRÄDE  or-oder-ou-eller	43+1 33+1	88x18 114x18	3388
FF-1	FLOOR FILLET-FUSSBODENLEISTE - CORNIERE DE FINITION DU PLANCHER - GOLVLÄKT 		18x35	13 m.

Pos	4457221 Piece list - Stückliste - Liste des pieces - Delförteckning		Q.	P (mm)	L (mm)
AUP-1	WEATHER BOARD - REGENABSCHLUSSBRETT - ABILLAGE - HYLLBRÄDA		2	18x120	1140
AUP-2	WEATHER BOARD - REGENABSCHLUSSBRETT - ABILLAGE - HYLLBRÄDA		1	18x120	2240
TL-1	FIXING FILLET - FIXIRUNGSLEISTE - PROFIL DE FIXATION - MONTERINGSLIST		2	18x44	530
TL-2	FIXING FILLET - FIXIRUNGSLEISTE - PROFIL DE FIXATION - MONTERINGSLIST		2	18x44	2025
TBE-1	COVERING BOARD - DECKENLEISTEN - PROFILS DE FINITION - TÄCKBRÄDA		2	18x70	2165
TBE-2	COVERING BOARD - DECKENLEISTEN - PROFILS DE FINITION - TÄCKBRÄDA		2	18x70	2435
TBE-3	COVERING BOARD - DECKENLEISTEN - PROFILS DE FINITION - TÄCKBRÄDA		2	18x90	2435
TBE-4	COVERING BOARD - DECKENLEISTEN - PROFILS DE FINITION - TÄCKBRÄDA		2	18x90	2710
GB-1	GABLE MOULDING - GIBELLEISTE - PLANCHE DE RIVE - VINDBRÄDE		2	18x120	3820
GB-2	GABLE MOULDING - GIBELLEISTE - PLANCHE DE RIVE - VINDBRÄDE		2	18x120	3830
PF-1	CORNER STUD - ECKPFOSTEN - POTEAUX POUR PREAU - HÖRNLÄKT		2	43x43	2415
PF-2	CORNER STUD - ECKPFOSTEN - POTEAUX POUR PREAU - HÖRNLÄKT		2	43x43	2680
EB-1	EAVES BOARD - TRAUFBRETT - BANDEAU DE TOIT - TAKFOTSINKLÄDNAD		2	18x120	3388
EB-2	EAVES BOARD - TRAUFBRETT - BANDEAU DE TOIT - TAKFOTSINKLÄDNAD		2	18x120	3425
EB-3	EAVES BOARD - TRAUFBRETT - BANDEAU DE TOIT - TAKFOTSINKLÄDNAD		1	18x90	3388
GS-1	ROOFING FELT FILLET - DACHPAPPENLEISTE - BAGUETTE DE FIXATION DU FEUTRE BITUMEUX - BRÄDA OVANPÅ GAVELBRÄDA		1	18x70	3425
GS-2	ROOFING FELT FILLET - DACHPAPPENLEISTE - BAGUETTE DE FIXATION DU FEUTRE BITUMEUX - BRÄDA OVANPÅ GAVELBRÄDA		2	18x70	3778
HS	SCREW FOR COVERING BOARD - SCHRAUBE FÜR DECKENLEISTEN - VIS POUR PROFILS DE FINITION - SKRUV FÖR TÄCKBRÄDA (KLS)		48	ø4.5x50	
HS	SCREW FOR DOOR JAMB - SCHRAUBE FÜR TÜRRAHMEN - VIS DE FIXATION POUR MONTANT DE PORTE 		12	ø4.5x50	
HS	SCREW FOR GABLE MOULDING - SCHRAUBE FÜR GIBELLEISTE - VIS DE FIXATION POUR PLANCHE DE RIVE - SKRUV FÖR GAVELBRÄDA (GB)		28	ø4.5x50	
HS	SCREW FOR COVERING MOULDING - SCHRAUBE FÜR DECKUNGSPROFIL - VIS DE FIXATION POUR PROFILS DE FINITION - SKRUV FÖR TÄCKLIST		18	ø4.5x50	
HS	SCREW FOR EAVES BOARDS (EB) - SCHRAUBE FÜR TRAUFBRETT (EB) - VIS DE FIXATION POUR BANDEAU DE TOIT (EB) - SKRUV FÖR GAVELBRÄDOR (EB)		50	ø4.5x50	
HS	SCREW FOR WEATHER BOARD - SCHRAUBE FÜR REGENABSCHLUSSBRETT - VIS POUR HABILLAGE - SKRUV FÖR HYLLBRÄDA (AUP)		26	ø4.5x50	
HS	SCREW FOR ROOFING FELT FILLET - SCHRAUBE FÜR DACHPAPPEN- LEISTE - VIS POUR BAGUETTE FIXATION FEUTRE BITUMEUX - SKRUV FÖR TAKLÄKT (GS)		26	ø4.5x50	
HS	SCREW FOR FIXING FILLET - SCHRAUBE FÜR FIXIRUNGSLEISTE - VIS POUR FIXATION PROFIL - SKRUV FÖR MONTERINGSLIST (TL)		70	ø4.5x60	

Pos	4457221 Piece list - Stückliste - Liste des pieces	Q.	P (mm)	L (mm)
	WINDOW-FENSTER-FENETRE, AST PRE 	R	1	900x500
	DOOR-TÜR-PORTE, ALU 	L	1	2000x2067
	DOOR-TÜR-PORTE, PRE 	R	1	900x1990