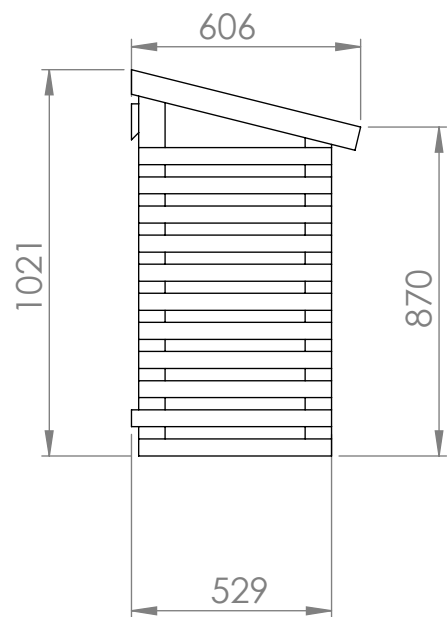

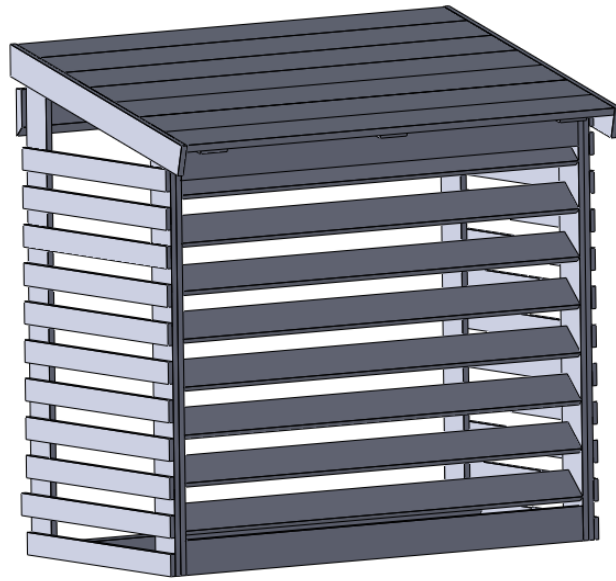




Heat Pump Cover

Assembly instructions






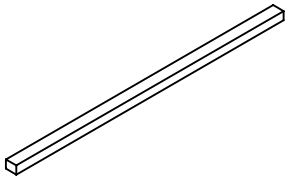
Side wall 1 (left)
1pc



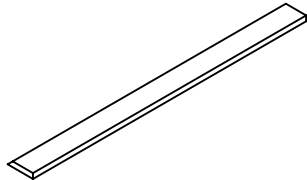
Side wall 2 (right)
1pc



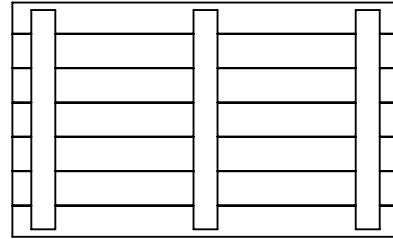
Front wall
1pc



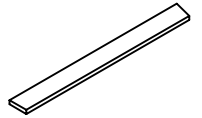
Support1
1pc



Support2
2pcs



Roof
1pc



Cover board
2pcs

Fixing kit

a	25mm screws	6pcs
b	30mm screws	12pcs
c	50mm screws	6pcs
d	70mm screws	4pcs

NB! Drill the pilot holes for the screws

