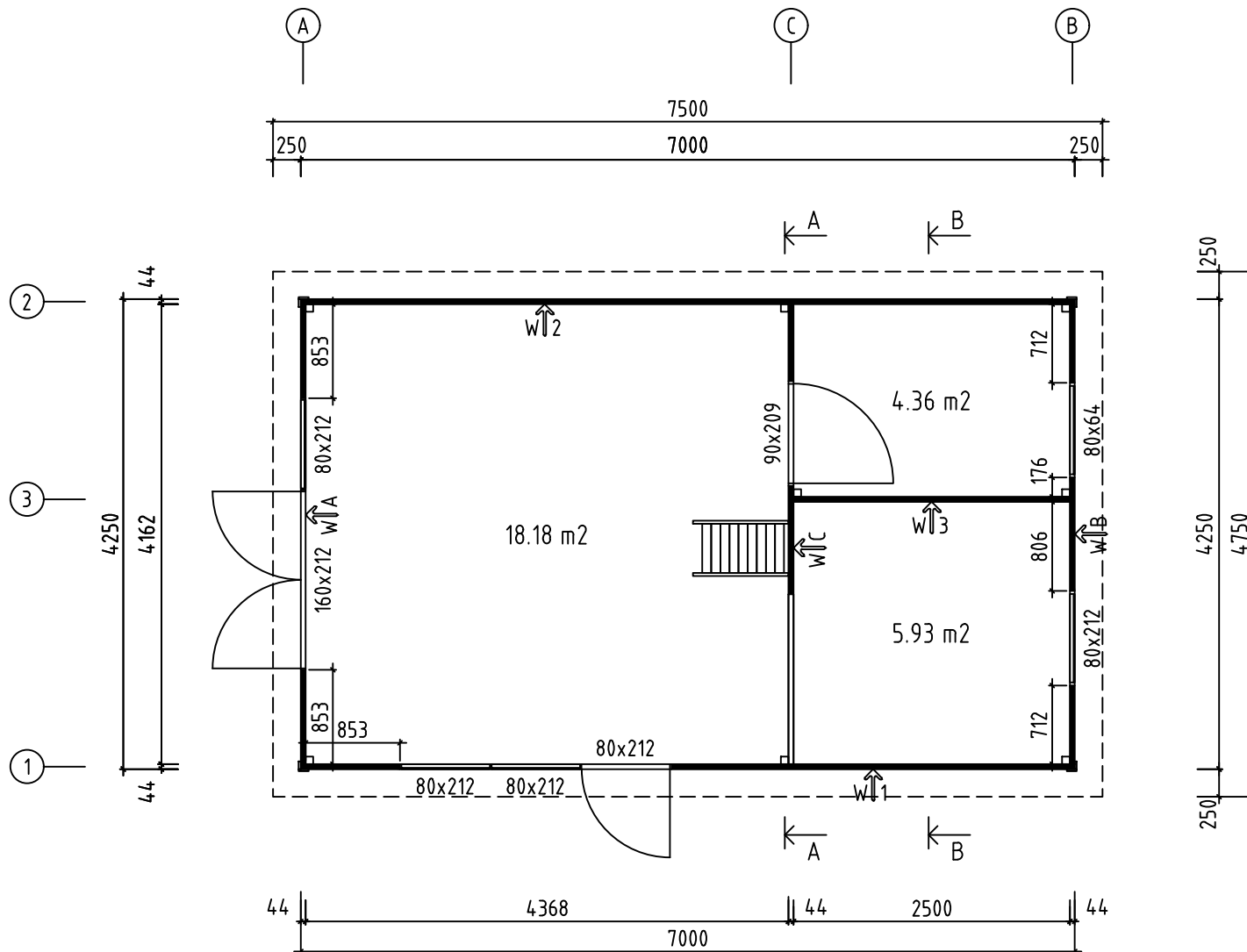
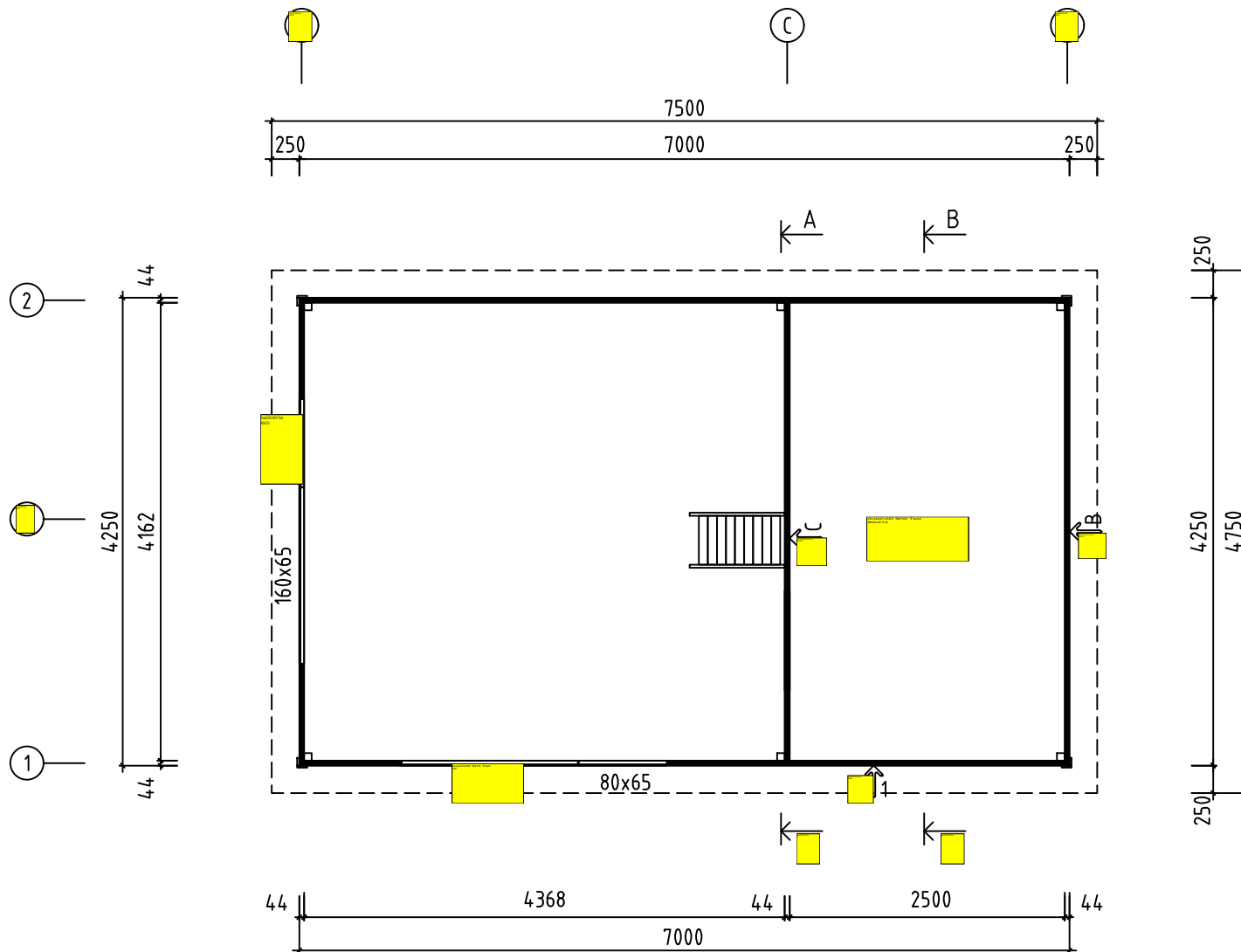


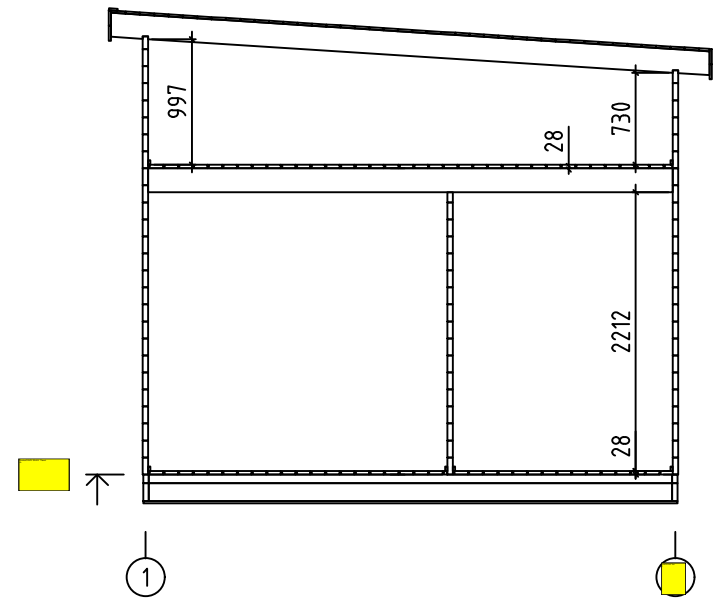
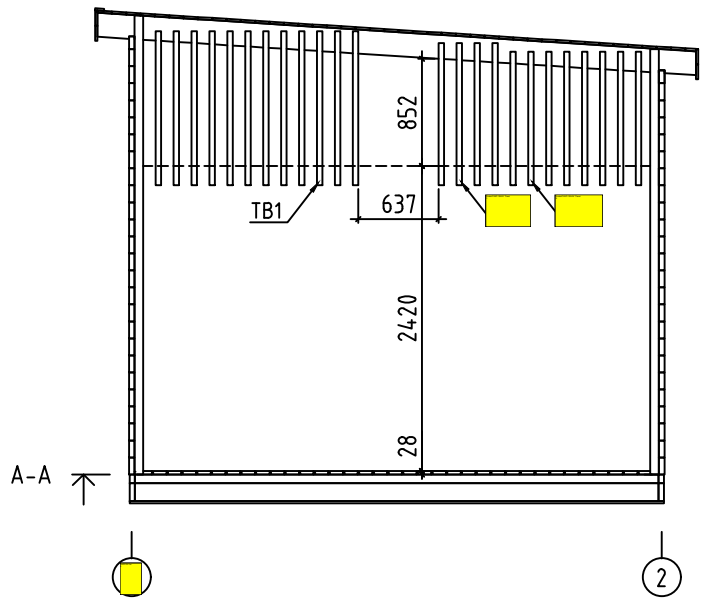
Namn-Name-Name-Nom P7042-44-SAM	Sida-Page-Seite-Page 1
Utsikt-View-Aussicht-Vue 3D	Skala-Scale-Maßstab-Echelle 1:60
Material-Material-Material-Matériel 44x135	Datum-Date-Datum-Date 18.06.2024
Föredragande-Drafter-Zeichner-Rédacteur EJ	



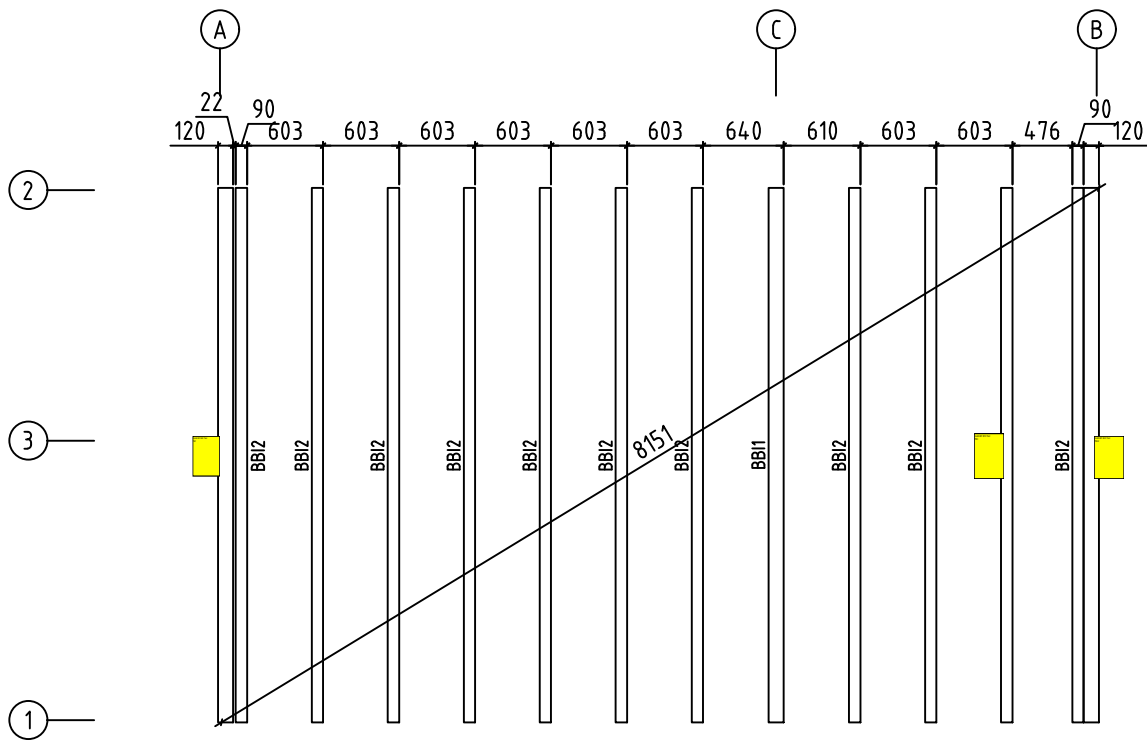
Namn-Name-Name-Nom P7042-44-SAM	Sida-Page-Seite-Page 2
Utsikt-View-Aussicht-Vue Planritning-Groundplan-Grundplan-Plan De	Skala-Scale-Maßstab-Echelle De Massel:60
Material-Material-Matériau-Matériau 44x135	Datum-Date-Datum-Date 18.06.2024
Föredragande-Drafter-Zeichner-Rédacteur EJ	



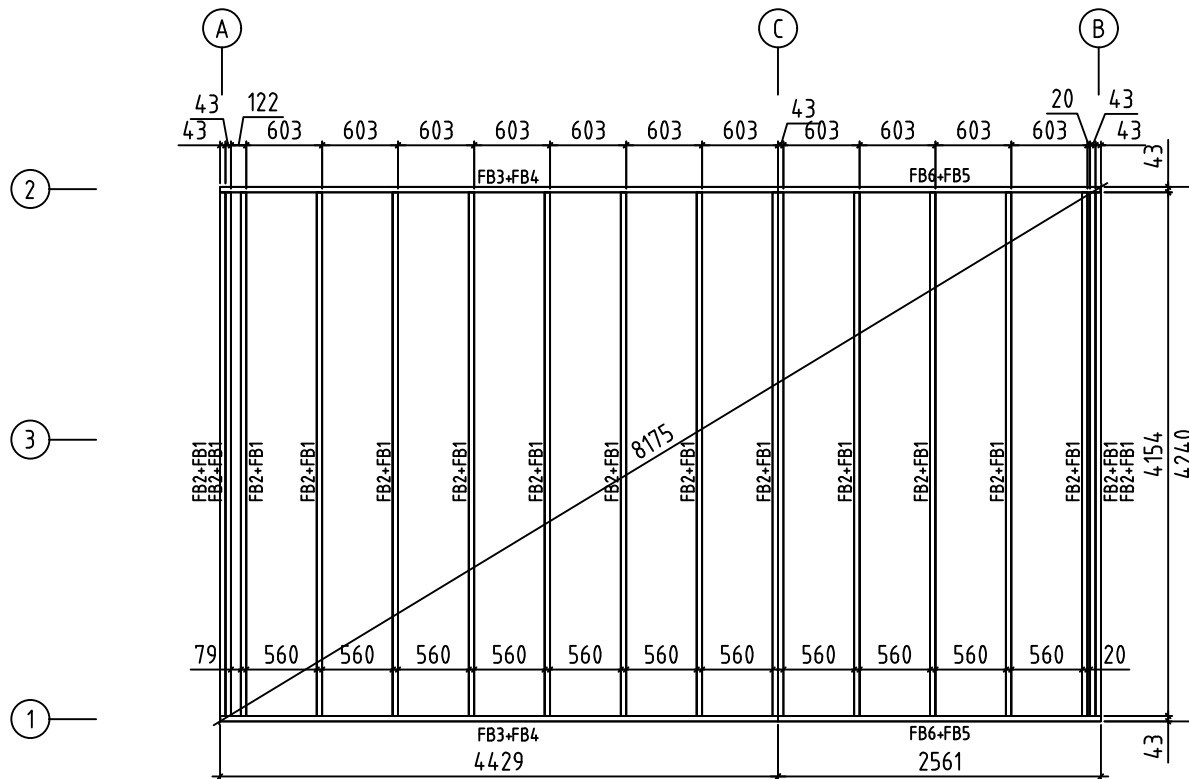
[Redacted]	P1042-44-SAM	[Redacted]
Utsikt-View-Aussicht-Vue	[Redacted]	Skala-Scala [Redacted] chelle
[Redacted]	44x135	[Redacted]
Föredragande-Drafter-Zeichner-Rédacteur	EJ	[Redacted]



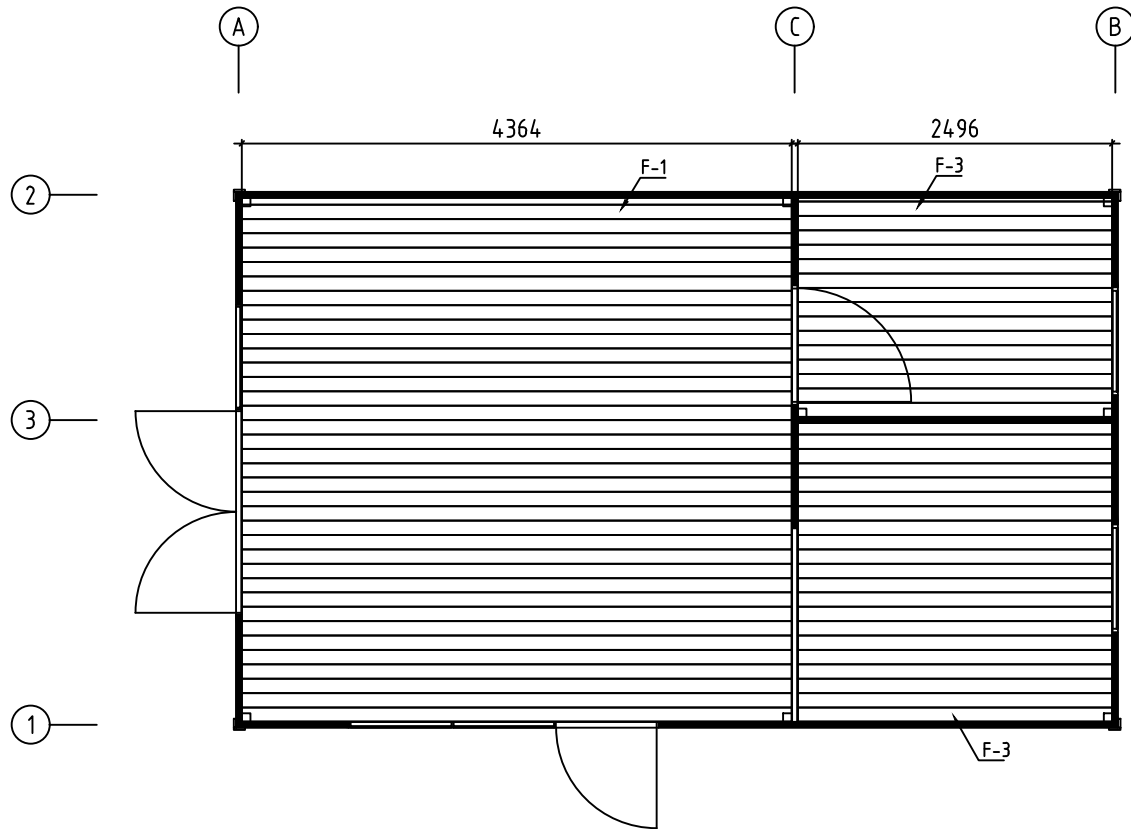
[Redacted]	[Redacted]
P1042-44-SAM	4
Utsikt-View-Aussicht-Vue	Skala-Scale [Redacted] chelle
[Redacted]	[Redacted]
44 X 135	[Redacted]
Föredragande-Drafter-Zeichner-Rédacteur EJ	[Redacted]



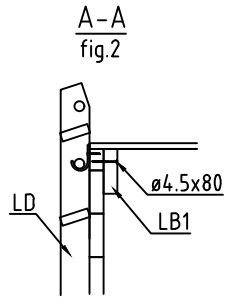
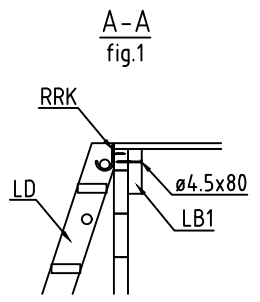
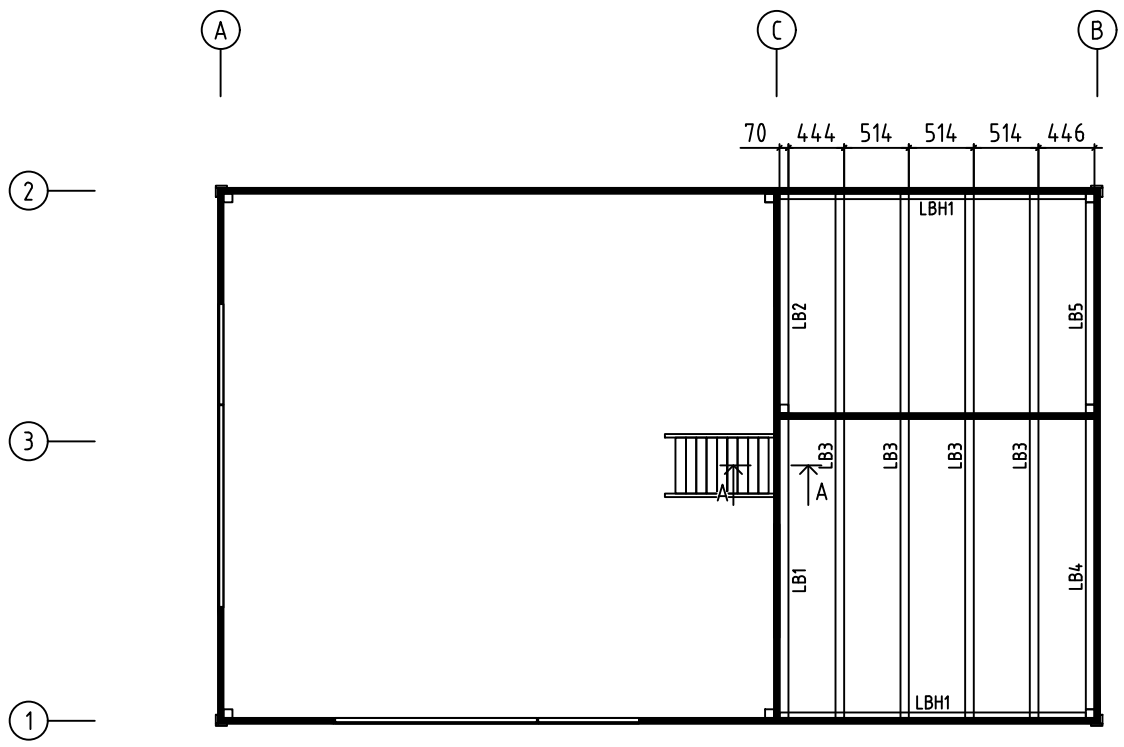
[Redacted]	[Redacted]
P1042-44-SAM	[Redacted]
Utsikt-View-Aussicht-Vue	Skaja-Scala [Redacted] chelle
[Redacted]	[Redacted]
44 X 135	[Redacted]
Föredragande-Drafter-Zeichner-Rédacteur EJ	[Redacted]



Namn-Name-Name-Nom P7042-44-SAM	Sida-Page-Seite-Page 6
Utsikt-View-Aussicht-Vue Grund - Foundation - Fundament - Fondation	Skala-Scale-Maßstab-Echelle 1:60
Material-Material-Material-Matériel 44x135	Datum-Date-Datum-Date 18.06.2024
Föredragande-Drafter-Zeichner-Rédacteur EJ	

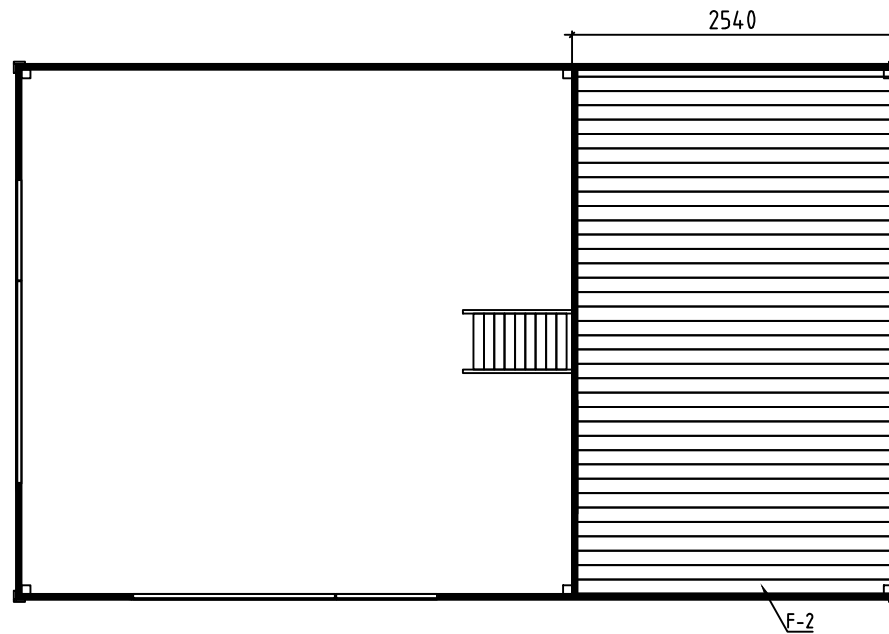


Namn-Name-Name-Nom P7042-44-SAM	Sida-Page-Seite-Page 7
Utsikt-View-Aussicht-Vue Golvräder - Floor Boards-Fussbodenbretter	Skala-Scale-Maßstab-Echelle 1:60
Material-Material-Material-Matériel 44x135	Datum-Date-Datum-Date 18.06.2024
Föredragande-Drafter-Zeichner-Rédacteur EJ	

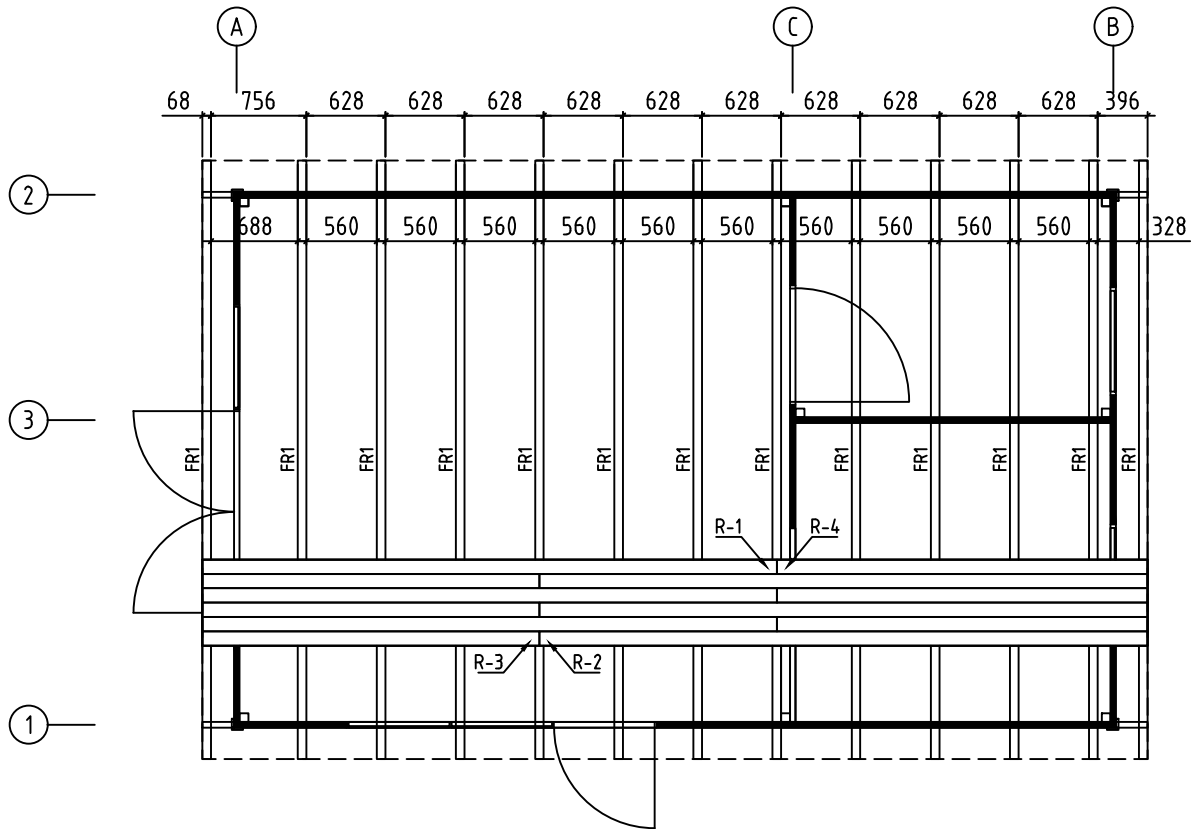


Namn-Name-Name-Nom P7042-44-SAM	Sida-Page-Seite-Page 8
Utsikt-View-Aussicht-Vue Lofbjälkar-Mezzanine Floor Joists-Halbeschoss Balke	Skala-Scale-Maßstab-Echelle
Material-Material-Matériau-Matériau 44x135	Datum-Date-Datum-Date 18.06.2024
Föredragande-Drafter-Zeichner-Rédacteur EJ	

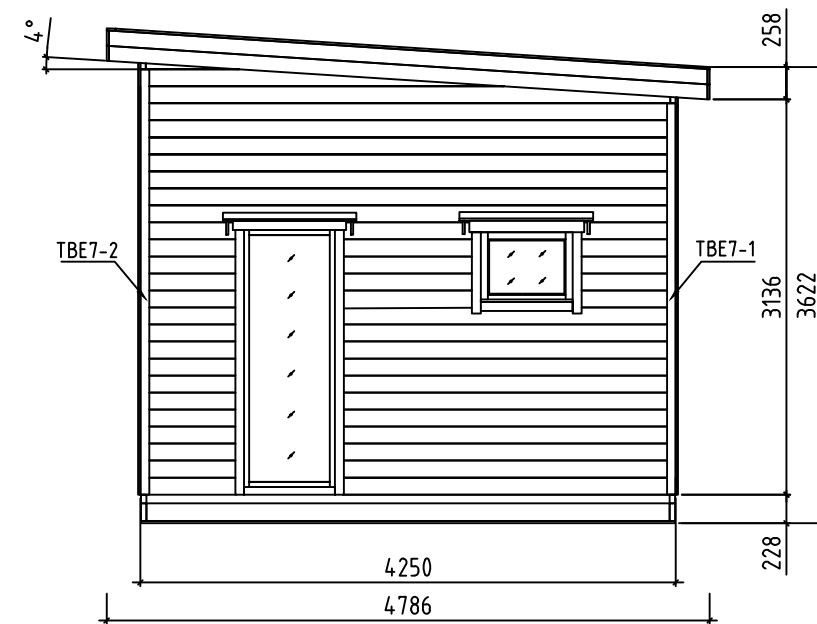

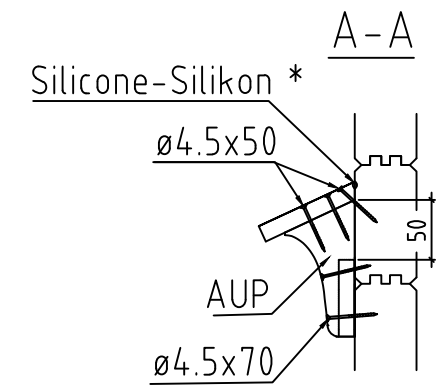
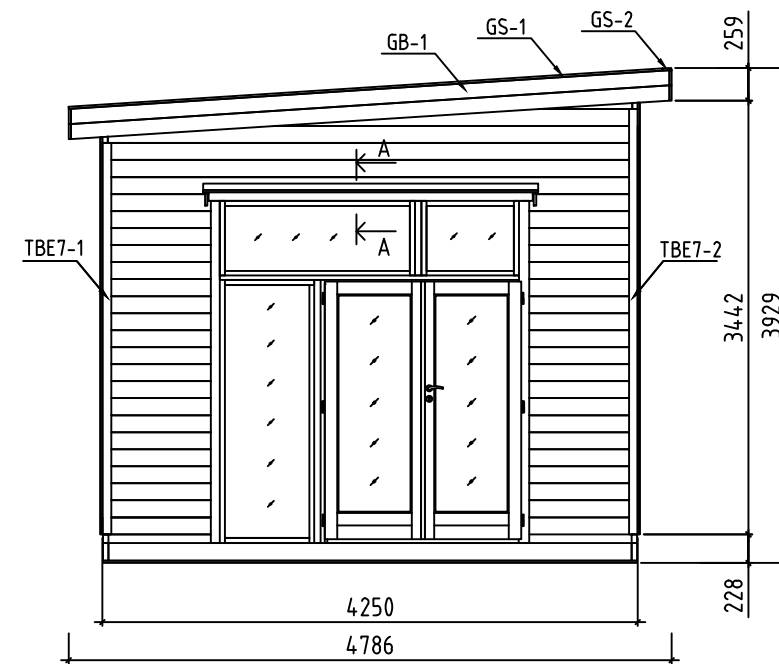
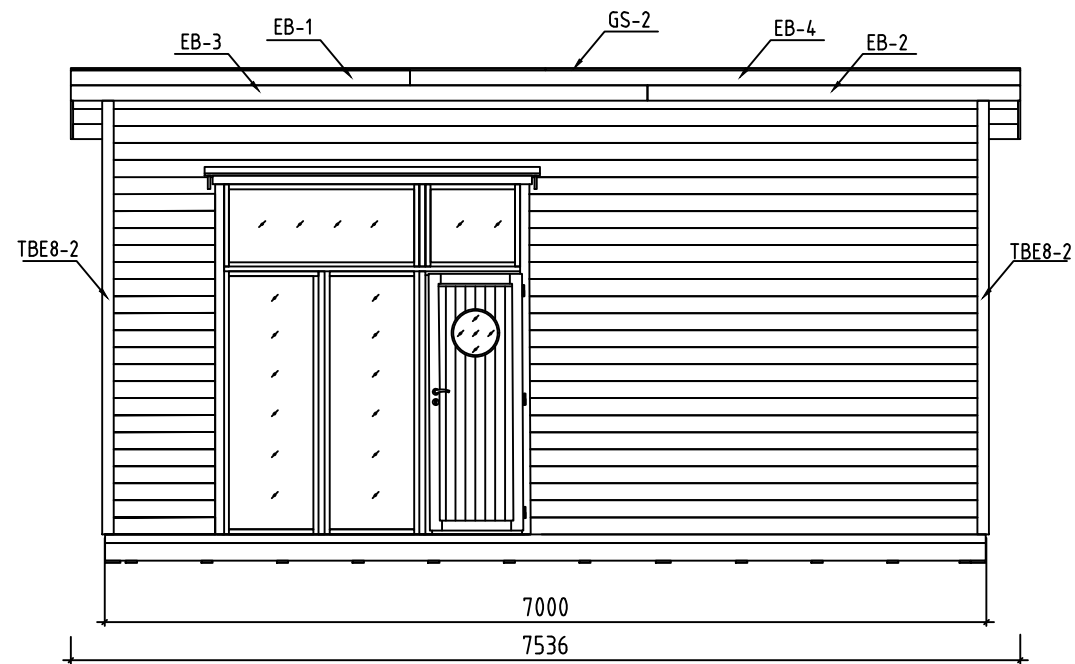




Namn-Name-Name-Nom P7042-44-SAM	Sida-Page-Seite-Page 9
Utsikt-View-Aussicht-Vue Golvräder - Floor Boards-Fussbodenbretter	Skala-Scale-Maßstab-Echelle 1:60
Material-Material-Material-Matériel 44x135	Datum-Date-Datum-Date 18.06.2024
Föredragande-Drafter-Zeichner-Rédacteur EJ	

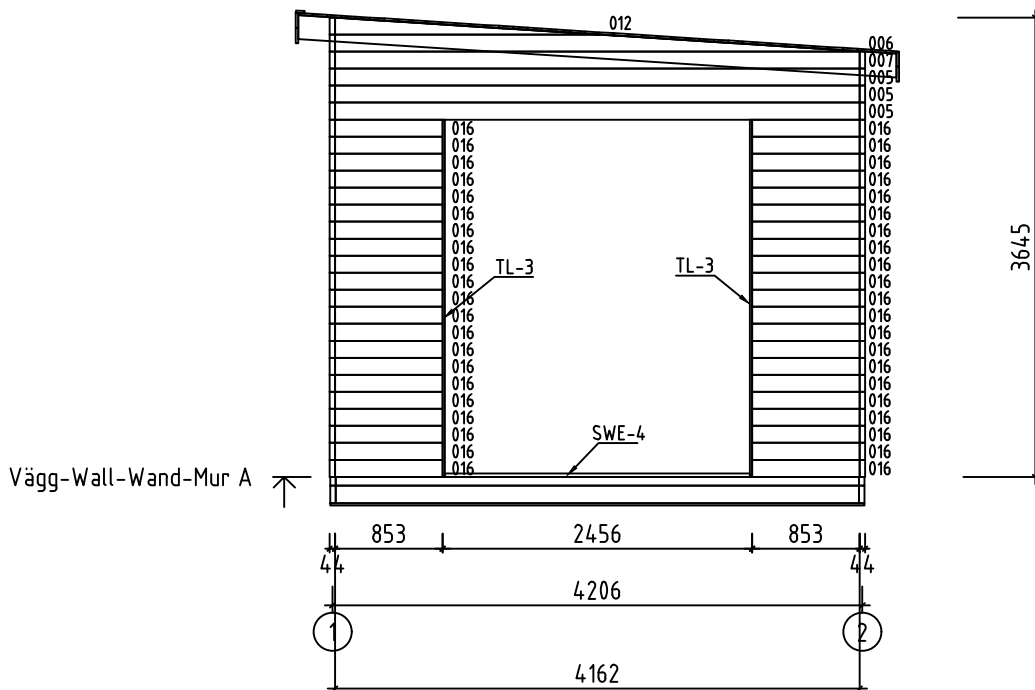


Namn-Name-Name-Nom P7042-44-SAM	Sida-Page-Seite-Page 10
Utsikt-View-Aussicht-Vue Takplan - Roof Plan-Dach-Plan-Plan Du Toit	Skala-Scale-Maßstab-Echelle 1:60
Material-Material-Material-Matériel 44x135	Datum-Date-Datum-Date 18.06.2024
Föredragande-Drafter-Zeichner-Rédacteur EJ	

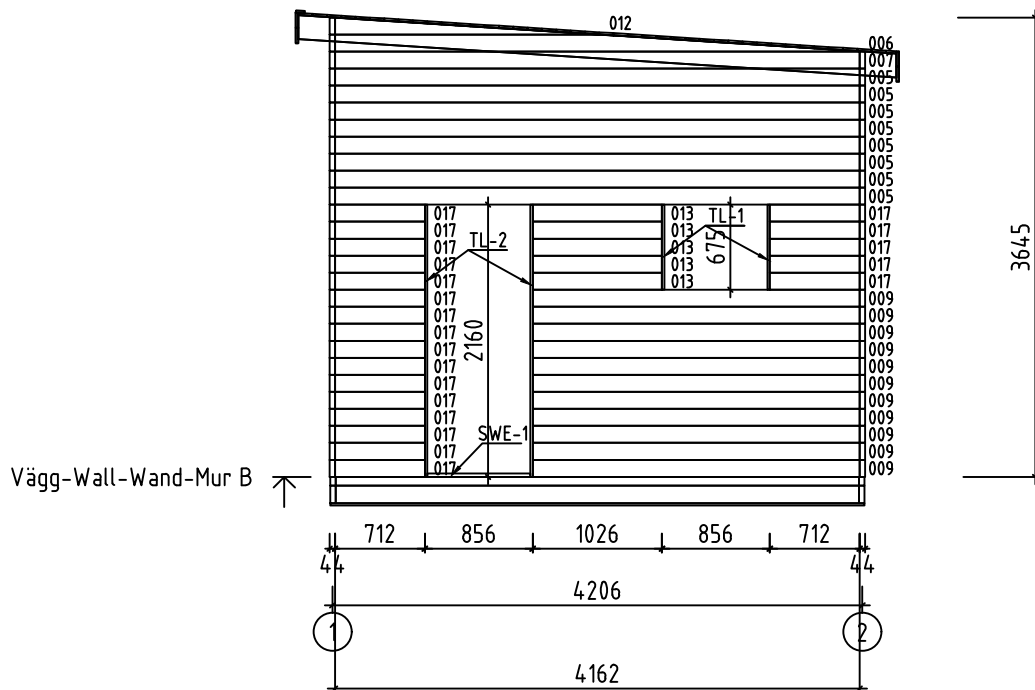


\* Does not belong to the delivery set - Gehört nicht zum Lieferumfang - Pas inclus dans l'ensemble

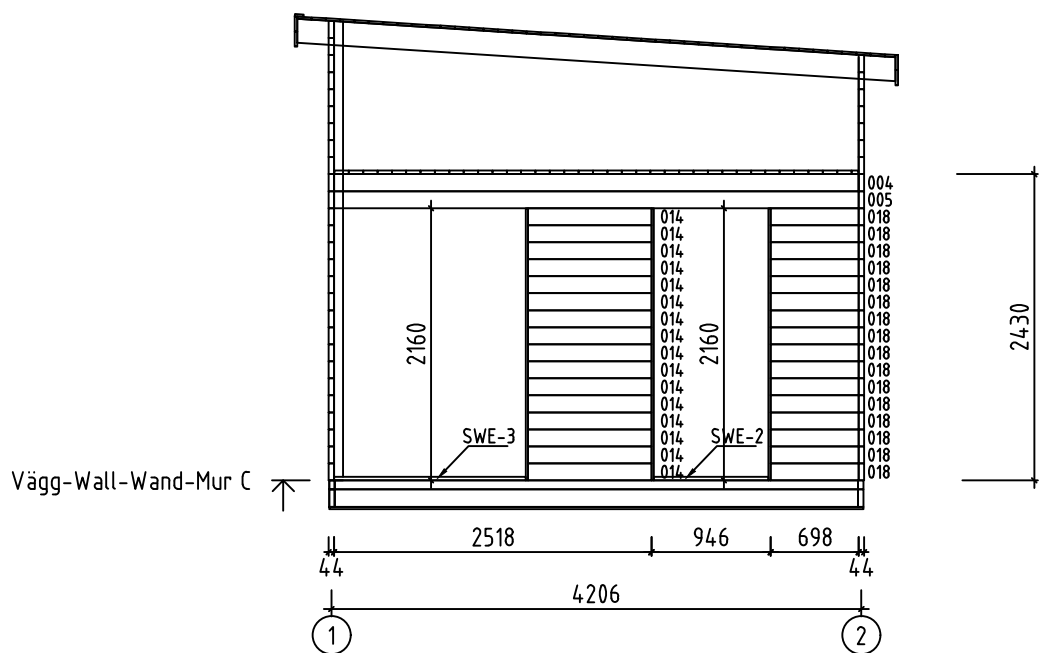
Namn-Name-Name-Nom P7042-44-SAM	Sida-Page-Seite-Page 11
Utsikt-View-Aussicht-Vue Views-Ansichten-Vue Des Murs	Skala-Scale-Maßstab-Echelle 1:60
Material-Material-Material-Matériau 44x135	Datum-Date-Datum-Date 18.06.2024
Föredragande-Drafter-Zeichner-Rédacteur EJ	



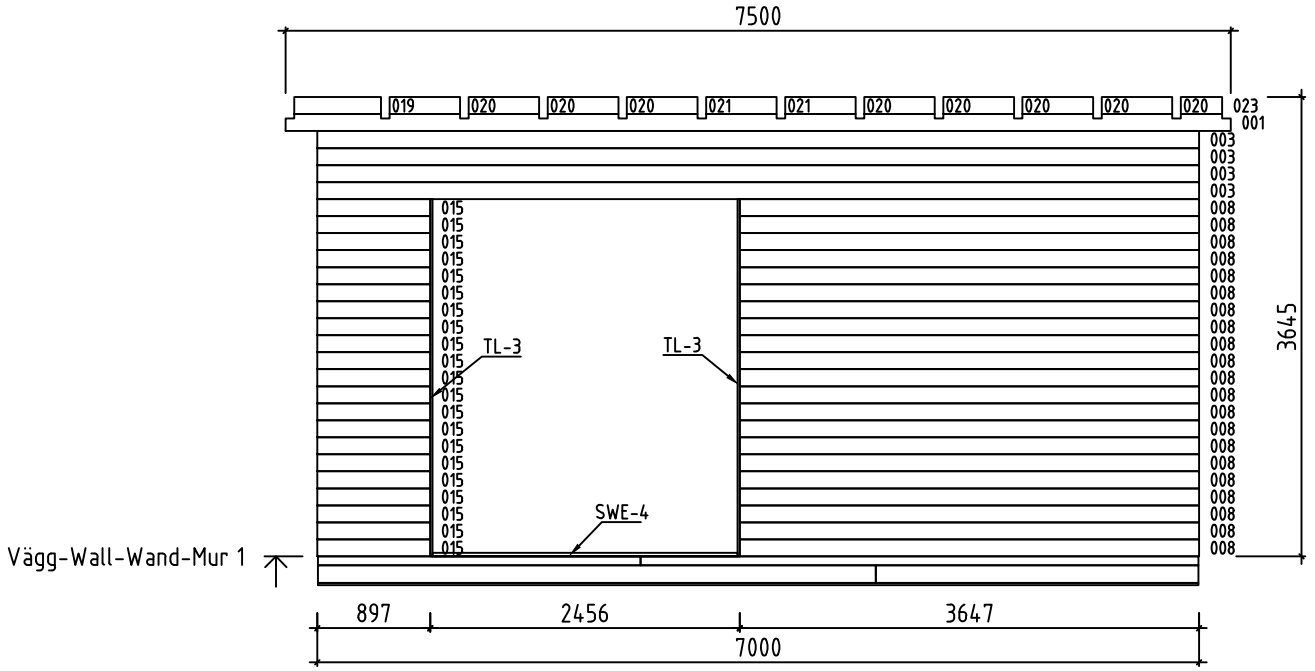
Namn-Name-Name-Nom P7042-44-SAM	Sida-Page-Seite-Page 12
Utsikt-View-Aussicht-Vue Vägg-Wall-Wand-Mur A	Skala-Scale-Maßstab-Echelle 1:60
Material-Material-Material-Matériel 4.4x13.5	Datum-Date-Datum-Date 18.06.2024
Föredragande-Drafter-Zeichner-Rédacteur EJ	




Namn-Name-Name-Nom P7042-44-SAM	Sida-Page-Page-Page 13
Utsikt-View-Aussicht-Vue Vägg-Wall-Wand-Mur B	Skala-Scale-Maßstab-Echelle 1:60
Material-Material-Material-Matériel 4.4x13.5	Datum-Date-Datum-Date 18.06.2024
Föredragande-Drafter-Zeichner-Rédacteur EJ	



Namn-Name-Name-Nom P7042-44-SAM	Sida-Page-Page-Page 14
Utsikt-View-Aussicht-Vue Vägg-Wall-Wand-Mur C	Skala-Scale-Maßstab-Echelle 1:60
Material-Material-Material-Matériel 4.4x13.5	Datum-Date-Datum-Date 18.06.2024
Föredragande-Drafter-Zeichner-Rédacteur EJ	

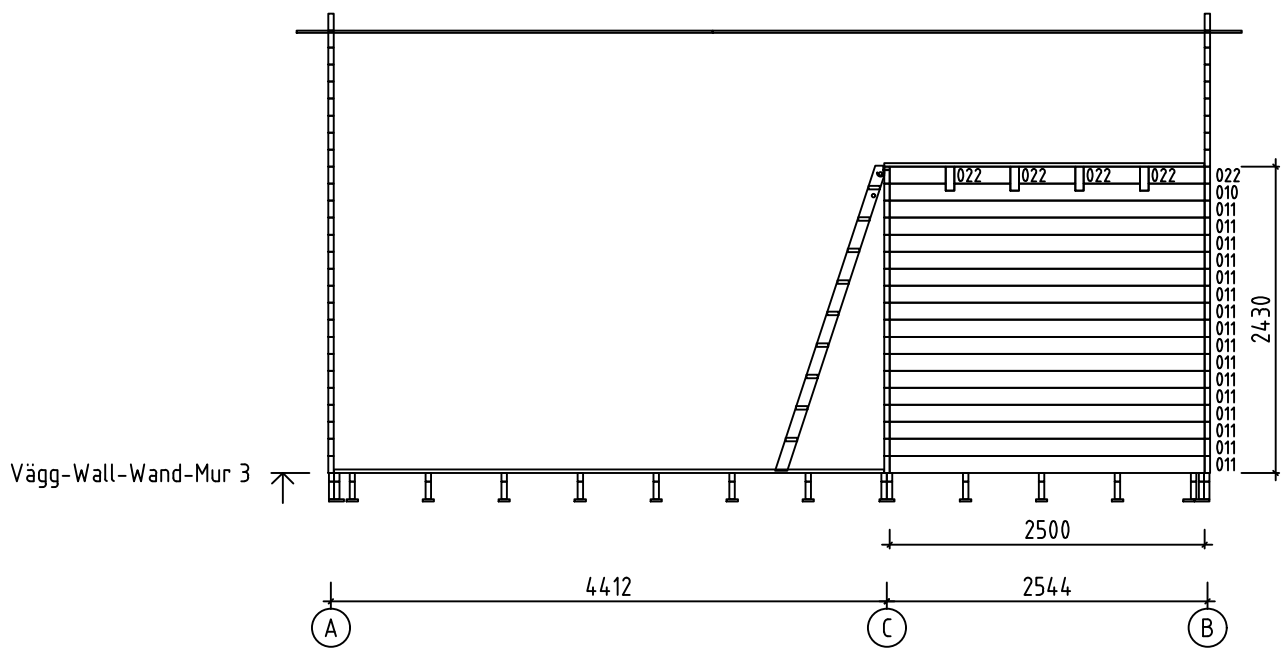


Namn-Name-Name-Nom P7042-44-SAM	Sida-Page-Seite-Page 15
Utsikt-View-Aussicht-Vue Vägg-Wall-Wand-Mur 1	Skala-Scate-Maßstab-Echelle 1:60
Material-Material-Material-Matériel 4.4x13.5	Datum-Date-Datum-Date 18.06.2024
Föredragande-Drafter-Zeichner-Rédacteur EJ	





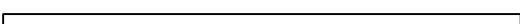















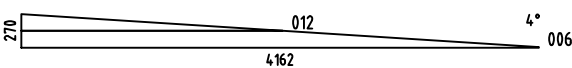


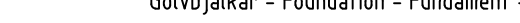
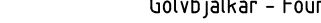






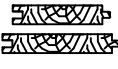

Namn-Name-Name-Nom P7042-44-SAM	Sida-Page-Seite-Page 16
Utsikt-View-Aussicht-Vue Vägg-Wall-Wand-Mur 2	Skala-Scate-Maßstab-Echelle 1:60
Material-Material-Material-Matériel 4.4x13.5	Datum-Date-Datum-Date 18.06.2024
Föredragande-Drafter-Zeichner-Rédacteur EJ	


























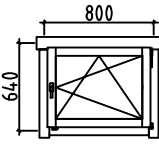
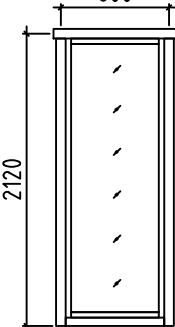
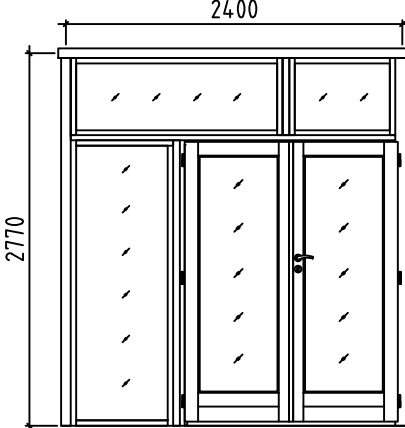
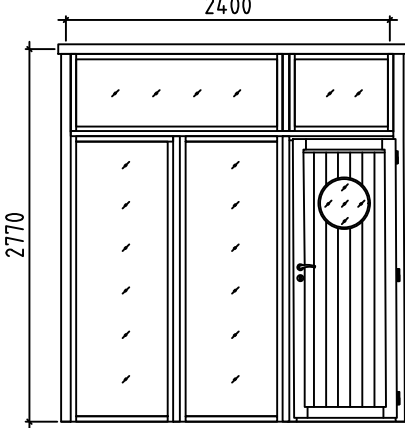
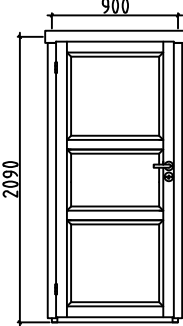
Namn-Name-Name-Nom P7042-44-SAM	Sida-Page-Seite-Page 17
Utsikt-View-Aussicht-Vue Vägg-Wall-Wand-Mur 3	Skala-Scale-Maßstab-Echelle 1:60
Material-Material-Material-Matériel 4.4x13.5	Datum-Date-Datum-Date 18.06.2024
Föredragande-Drafter-Zeichner-Rédacteur EJ	

Pos	P7042-44-SAM Delförteckning - Piece List - Stückliste - Liste Des Pieces	Q.	P (mm)	L (mm)
001		2	44x135	7500
002	Reservdel-Spare Beam-Erersatzbohle-Faisceau De Rechange 	1	44x135	7000
003		27	44x135	7000
004	0 	1	44x135	4162
005		12	44x135	4162
007		2	44x135	4162
008		21	44x135	3647
009		11	44x135	2594
010		1	44x135	2500
011		16	44x135	2500
013		5	44x135	1026
014		16	44x135	980
015		21	44x135	897
016		42	44x135	853
017		21	44x135	712
018		16	44x135	698
019	0 	2	44x135	688
020	0 	20	44x135	560
021	0 	5	44x135	446
022	0 	2	44x135	328
WA-1		1		
WB-1		1		
FB3	Golvbjälkar - Foundation - Fundament - Fondation 	2	43x140	4429
FB2	Golvbjälkar - Foundation - Fundament - Fondation 	17	43x140	4154
FB6	Golvbjälkar - Foundation - Fundament - Fondation 	2	43x140	2561

Pos	P7042-44-SAM Delförteckning - Piece List - Stückliste - Liste Des Pieces		Q.	P (mm)	L (mm)
FB4	Golvbjälkar - Foundation - Fundament - Fondation 		2	43x70	4429
FB1	Golvbjälkar - Foundation - Fundament - Fondation 		17	43x70	4154
FB5	Golvbjälkar - Foundation - Fundament - Fondation 		2	43x70	2561
BB11	Golvbjälkar (IMM) - Foundation (IMM) - Fundament - Fondation (IMM) 		3	120x18	4240
BB12	Golvbjälkar (IMM) - Foundation (IMM) - Fundament - Fondation (IMM) 		11	90x18	4240
FS1	Infästningslist - Fixing Slat - Befestigungsleiste - Tasseau Fixation Volige 		1	43x43	4173
P1	Stolpe - Post - Pfosten - Poteau 		3	70x70	3645
P2	Stolpe - Post - Pfosten - Poteau 		3	70x70	3375
P3	Stolpe - Post - Pfosten - Poteau 		2	70x70	2430
TB1	Skyddsräcke För Terrass - Guard-Rail For Terrace - Terrassengeländer - Main Courante De Terrasse 		12	43x70	1222
TB2	Skyddsräcke För Terrass - Guard-Rail For Terrace - Terrassengeländer - Main Courante De Terrasse 		4	43x70	1130
TB3	Skyddsräcke För Terrass - Guard-Rail For Terrace - Terrassengeländer - Main Courante De Terrasse 		9	43x70	1060
FR1	Takbjälke - Rafter - Dachsparren - Chevron 		13	68x190	4772
LB1	Loftbjälkar-Mezzanine Floor Joists-Halbggeschoss Balken-Solives De Plancher Mezzanine 		1	70x70	2374
LB4	Loftbjälkar-Mezzanine Floor Joists-Halbggeschoss Balken-Solives De Plancher Mezzanine 		1	70x70	2304
LB2	Loftbjälkar-Mezzanine Floor Joists-Halbggeschoss Balken-Solives De Plancher Mezzanine 		1	70x70	1674
LB5	Loftbjälkar-Mezzanine Floor Joists-Halbggeschoss Balken-Solives De Plancher Mezzanine 		1	70x70	1604
LB3	Loftbjälkar-Mezzanine Floor Joists-Halbggeschoss Balken-Solives De Plancher Mezzanine 		4	68x190	4162
LBH1	Vindsbjälklag - Loft Support - Dachbefestigung - Cornière De Renfort De Fixation De Toiture 		2	43x70	2430
F-1	Golvbrädor - Floor Boards-Fussbodenbretter - Lame De Plancher 		37+1	114x28	4364
F-2	Golvbrädor - Floor Boards-Fussbodenbretter - Lame De Plancher 		37+1	114x28	2540
F-3	Golvbrädor - Floor Boards-Fussbodenbretter - Lame De Plancher 		37	114x28	2496
R-1	Takbräde - Roof Boards - Dachbretter - Voliges 	Eller-Or-Oder-Ou	27+1 21+1	88x18 114x18	4558
R-2	Takbräde - Roof Boards - Dachbretter - Voliges 	Eller-Or-Oder-Ou	27 21	88x18 114x18	4198
R-3	Takbräde - Roof Boards - Dachbretter - Voliges 	Eller-Or-Oder-Ou	27 21	88x18 114x18	3302
Namn-Name-Name-Nom P7042-44-SAM		Datum-Date-Datum-Dat 09.06.2024	Sida-Page-Seite-Page 2/5		

Pos	P7042-44-SAM Delförteckning - Piece List - Stückliste - Liste Des Pieces	Q.	P (mm)	L (mm)
R-4	Takbräda - Roof Boards - Dachbretter - Voliges  Eller-O-r-Oder-Ou	27 21	88x18 114x18	2942
FF-1	List - Fillet - Leiste - Corniere De Finition 		18x35	54 m.
SWE-1	Dörrträskel - Doorstep - Swelle - Seuil De Porte 	1	28x48	820
SWE-2	Dörrträskel - Doorstep - Swelle - Seuil De Porte 	1	28x48	910
SWE-3	Dörrträskel - Doorstep - Swelle - Seuil De Porte 	1	28x48	1520
SWE-4	Dörrträskel - Doorstep - Swelle - Seuil De Porte 	2	28x48	2420
TBE7-1	Hörnlist - Corner Fillet - Eckleiste - Baguette De Fixation Du Angle 	2	18x70	3105
TBE7-2	Hörnlist - Corner Fillet - Eckleiste - Baguette De Fixation Du Angle 	2	18x70	3375
TBE8-1	Hörnlist - Corner Fillet - Eckleiste - Baguette De Fixation Du Angle 	2	18x90	3375
TBE8-2	Hörnlist - Corner Fillet - Eckleiste - Baguette De Fixation Du Angle 	2	18x90	3650
GB-1	Gavelbräda - Gable Moulding - Giebelleiste - Planche De Rive 	4	18x120	4768
EB-1	Takfotsinklädnad - Eaves Board - Traufbrett - Bandeau De Toit 	2	18x120	2692
EB-2	Takfotsinklädnad - Eaves Board - Traufbrett - Bandeau De Toit 	2	18x120	2960
EB-3	Takfotsinklädnad - Eaves Board - Traufbrett - Bandeau De Toit 	2	18x120	4558
EB-4	Takfotsinklädnad - Eaves Board - Traufbrett - Bandeau De Toit 	2	18x120	4844
TL-1	Monteringslist - Fixing Fillet - Fixirungsleiste - Profil De Fixation 	2	18x44	675
TL-2	Monteringslist - Fixing Fillet - Fixirungsleiste - Profil De Fixation 	5	18x44	2160
TL-3	Monteringslist - Fixing Fillet - Fixirungsleiste - Profil De Fixation 	4	18x44	2835
GS-1	Bräda Ovanpå Gavelbräda - Roofing Felt Fillet - Dachpappenleiste - Baguette De Fixation Du Feutre Bitumeux 	2	18x70	2726
GS-2	Bräda Ovanpå Gavelbräda - Roofing Felt Fillet - Dachpappenleiste - Baguette De Fixation Du Feutre Bitumeux 	2	18x70	3768
AUP-1	Hyllbräda - Weather Board - Regenabschlussbrett - Abillage 	2	18x120	1060
AUP-2	Hyllbräda - Weather Board - Regenabschlussbrett - Abillage 	2	18x120	2660
HS	Skruv För Grund (FB) - Screw For Fundament (FB) - Schraube Zur Befestigung Fundament (FB) - Vis Pour Fondation (FB) 	56	ø4.5x50	
HS	Skruv För Monteringslist (TL) - Screw For Fixing Fillet (TL) - Schraube Für Fixirungsleiste (TL) - Vis Pour Profil De Fixation (TL) 	175	ø4.5x50	
HS	Skruv För Hörnlist (TBE) - Screw For Corner Fillet (TBE) - Schraube Für Eckleiste (TBE) - Vis Pour Baguette De Fixation Du Angle (TBE) 	50	ø4.5x50	

Pos	P7042-44-SAM Delförteckning - Piece List - Stückliste - Liste Des Pieces	Q.	P (mm)	L (mm)
HS	Skruv För Hyllbräda (AUP) - Screw For Weather Board (AUP) - Schraube Für Regenabschlussbrett (AUP) - Vis Pour Habillage (AUP) 	38	ø4.5x50	
HS	Skruv För Gavelbräda (GB) - Screw For Gable Moulding (GB) - Schraube Für Giebelleiste (GB) - Vis De Fixation Pour Planche De Rive (GB) 	32	ø4.5x50	
HS	Skruv För Gavelbrädor (EB) - Screw For Eaves Boards (EB) - Schraube Für Traufbretter (EB) - Vis De Fixation Pour Bandeau De Toit (EB) 	116	ø4.5x50	
HS	Skruv För Takläkt (GS) - Screw For Roofing Felt Fillet (GS) - Schraube Für Dachpappen- Leiste (GS) - Vis Pour Baguette Fixation Feutre Bitumeux (GS) 	26	ø4.5x50	
HS	Skruv För Dörrtröskel (SWE) - Screw For Doorstep (SWE) - Schraube Für Swelle (SWE) - Vis De Fixation Du Seuil De Porte (SWE) 	20	ø4.5x60	
HS	Skruv För Hyllbräda (AUP) - Screw For Weather Board (AUP) - Schraube Für Regenabschlussbrett (AUP) - Vis Pour Habillage (AUP) 	16	ø4.5x70	
HS	Skruv För ..... - Screw For Wall Mounting - Schraube Für Wandmontage Vis De Fixation Au Mur 	710	ø5x100	
HS	Skruv För 1. Väggregel - Screw For 1. Wall Beam - Schraube Für 1. Bohlenreihe - Vis De Fixation Des Fondations 	11	ø5x100	
HS	Skruv För Loftbjälkar (LB) - Screw For Mezzanine Floor Joists (LB) - Schraube Für Halbgeschoss Balken (LB) - Vis De Fixation Solives De Plancher Mezzanine (LB) 	38	ø5x100	
HS	Skruv För Grund (FBI) - Screw For Fundament (FBI) - Schraube Zur Befestigung Fundament (FBI) - Vis Pour Fondation (FBI) 	78	ø5x120	
HS	Skruv För Gaveltriangel - Screw For Gable - Schraube Für Giebel - Vis Pour Fixation Des Pignons 	4	ø5x120	
HS	Skruv För Terrass Skyddsräcke (TB) - Screw For Terrace Guard-Rail (TB) - Schraube Für Terrassengeländer (TB) - Vis Pour Main Courante De Terrasse (TB) 	100	ø5x80	
HS	Skruv För Loftbjälkar (LB) - Screw For Mezzanine Floor Joists (LB) - Schraube Für Halbgeschoss Balken (LB) - Vis De Fixation Solives De Plancher Mezzanine (LB) 	24	ø5x80	
HS	Skruv För Golvbjälkar (FBI) - Screw For Fundament (FBI) - Schraube Zur Befestigung Fundament (FBI) - Vis Pour Fondation (FBI) 	145	ø5x90	
HS	Skruv För Takspärre (FR) - Screw For Rafter (FR) - Schraube Zur Befestigung Dachsparren (FR) - Vis Pour Chevron (FR) 	26	ø6x180	
HB	Hammarkloss - Hammer Block - Schlagholz - Calle De Frappe 	2	44mm	
NF	Nagel För List - Zn Nail For Fillets - Zn Nägel Für Leisten - Pointe Pour Corniere 	105	ø1.4x40	
NF	Förzinkad Takspik (R) - Zn Nail For Roof (R) - Zn Nägel Für Dachbretter (R) - Pointe Pour Toit (R) 	835	ø2.5x60	
NF	Förzinkad Golvspik - Zn Nail For Floor - Zn Nägel Für Fussbodenbretter - Clous Pour Plancher 	780	ø2.5x60	
LD	Stege - Ladder - Leiter - Echelle 	1		
RRK	Krok För Stege - Hook For Ladder - Haken Für Leiter - Crochet Pour Echelle 	2		
Namn-Name-Name-Nom P7042-44-SAM		Datum-Date-Datum-Dat 09.06.2024	Sida-Page-Seite-Page 4/5	

Pos	P7042-44-SAM Delförteckning - Piece List - Stückliste - Liste Des Pieces	Q.	P (mm)	L (mm)
	Fönster-Window-Fenster-Fenetre, AST PRE 	R	1	800x640
	Fönster-Window-Fenster-Fenetre, AST PRE 	R	1	800x2120
	Dörr-Door-Tür-Porte, AST PRE 	R	1	2400x2770
	Dörr-Door-Tür-Porte, AST PRE 	R	1	2400x2770
	Dörr-Door-Tür-Porte, AST 	R	1	900x2090
Namn-Name-Name-Nom P7042-44-SAM		Datum-Date-Datum-Dat 09.06.2024		Sida-Page-Seite-Page 5/5